









| |  |  |  |  |  |  |  |  |
|--|---|---|---|---|---|---|---|---|
| DAY | Glasgow Queen St Depart | Mallaig Arrive | Mallaig Depart | Armadale Arrive | Armadale Depart | Mallaig Arrive | Mallaig Depart | Glasgow Queen St Arrive |
| OPERATES 28 MARCH – 8 APRIL & 23 APRIL – 13 MAY | | | | | | | | |
| MON | - | - | 0730 | 0815 | 0830 | 0915 | 1010 | 1534 |
| | - | - | 0930 | 1015 | 1030 | 1115 | - | - |
| | - | 0938 | 1200 | 1245 | 1325 | 1410 | 1605 | 2125 |
| | 0822 | 1340 | 1425 | 1510 | 1525 | 1610 | 1815 | - |
| | - | - | 1625 | 1710 | 1725 | 1810 | - | - |
| TUE | - | - | 0720 | 0805 | 0820 | 0905 | 1010 | 1534 |
| | - | - | 0920 | 1005 | 1020 | 1105 | - | - |
| | - | - | 1140 | 1225 | 1325 | 1410 | 1605 | 2125 |
| | 0822 | 1340 | 1425 | 1510 | 1525 | 1610 | - | - |
| | - | - | 1625 | 1710 | 1725 | 1810 | - | - |
| WED | - | - | 0720 | 0805 | 0820 | 0905 | 1010 | 1534 |
| | - | - | 0920 | 1005 | 1020 | 1105 | - | - |
| | - | - | 1140 | 1225 | 1325 | 1410 | 1605 | 2125 |
| | 0822 | 1340 | 1425 | 1510 | 1525 | 1610 | 1815 | - |
| | - | - | 1650 | 1735 | 1750 | 1835 | - | - |
| THU | - | - | 0755 | 0840 | 0855 | 0940 | 1010 | 1534 |
| | - | 0938 | 0955 | 1040 | 1055 | 1140 | - | - |
| | - | - | 1225 | 1310 | 1350 | 1435 | 1605 | 2125 |
| | 0822 | 1340 | 1450 | 1535 | 1550 | 1635 | 1815 | - |
| | - | - | 1650 | 1735 | 1750 | 1835 | - | - |
| FRI | - | - | 0740 | 0825 | 0840 | 0925 | 1010 | 1534 |
| | - | - | 0940 | 1025 | 1040 | 1125 | - | - |
| | - | - | 1200 | 1245 | 1325 | 1410 | 1605 | 2125 |
| | 0822 | 1340 | 1425 | 1510 | 1525 | 1610 | 1815 | - |
| | - | - | 1625 | 1710 | 1725 | 1810 | - | - |
| SAT | - | - | 0755 | 0840 | 0915 | 1000 | 1010 | 1534 |
| | - | 0938 | 1020 | 1105 | 1130 | 1215 | - | - |
| | - | - | 1230 | 1315 | 1340 | 1425 | 1605 | 2125 |
| | 0821 | 1340 | 1440 | 1525 | 1615 | 1700 | 1815 | - |
| | - | - | 1710 | 1755 | 1805 | 1850 | - | - |
| SUN | - | - | 0930 | 1015 | 1030 | 1115 | - | - |
| | - | - | 1130 | 1215 | 1315 | 1400 | 1601 | 2120 |
| | - | 1338 | 1530 | 1615 | 1630 | 1715 | 1815 | - |
| | - | - | 1730 | 1815 | 1830 | 1915 | - | - |

TIDAL AMENDMENTS

Timing may vary according to tidal conditions and in some circumstances may differ from the published timetable on the following dates: March: 28, 29, 30, 31; April :1, 2, 3,10, 11, 12, 13, 14, 25, 26, 27, 28, 29, 30,; May: 1, 2, 23, 25, 26, 27, 28, 29, 30, 31. For more information before travelling during these dates, please check www.calmac.co.uk/service-changes

CallMac prides itself on successfully navigating some of the most challenging waters in the UK. This sometimes results in us working to timetables which are dictated by tidal conditions on sailing routes. If you require a more detailed version of this timetable to help plan your travel, please go to www.calmac.co.uk

NOTE

All vehicle drivers and their passengers must be in possession of a valid travel ticket and be available for boarding no later than 20 minutes before departure otherwise travel cannot be guaranteed. Foot passenger check-in closes 10 minutes before departure

Please note booking is essential on this route









Commercial vehicle bookings are handled at individual ports. When calling your selected port to make a commercial vehicle booking, please select option 2 on a touch-tone phone. Contact Mallaig port office on 01687 310240 or Armadale on 01471 250090

Train connections are not guaranteed as some trains arrive/depart with less than the necessary transfer time. Please visit www.scotrail.co.uk for the latest info before travelling

Train times displayed are valid until 22 March 2025

Groups of 6 or more pedal cycles must inform the relevant port office in advance of travel. It should be noted that as we may not be able to offer the first sailing of choice, therefore groups may not always be able to travel together

Light goods vehicles exceeding 6 metres in length or 3.5 tonnes in weight, or 3 metres in height, or 2.3 metres in width are charged at commercial vehicle rate

| DAY |  Glasgow Queen St Depart |  Mallaig Arrive |  Mallaig Depart |  Armadale Arrive |  Armadale Depart |  Mallaig Arrive |  Mallaig Depart |  Glasgow Queen St Arrive |
|---|---|--|--|---|---|--|--|---|
| OPERATES 9 - 22 APRIL & 14 MAY – 15 JUNE | | | | | | | | |
| MON | - | - | 0900 | 0945 | 1000 | 1045 | - | - |
| | - | 0938 | 1100 | 1145 | 1200 | 1245 | - | - |
| | - | - | 1300 | 1345 | 1400 | 1445 | 1605 | 2125 |
| | 0822 | 1340 | 1500 | 1545 | 1600 | 1645 | 1815 | - |
| | - | - | 1700 | 1745 | 1815 | 1900 | - | - |
| TUE | - | - | 0720 | 0805 | 0820 | 0905 | 1010 | 1534 |
| | - | - | 0920 | 1005 | 1020 | 1105 | - | - |
| | - | - | 1140 | 1225 | 1325 | 1410 | 1605 | 2125 |
| | 0822 | 1340 | 1425 | 1510 | 1525 | 1610 | - | - |
| | - | - | 1625 | 1710 | 1725 | 1810 | - | - |
| WED | - | - | 0830 | 0915 | 0945 | 1030 | - | - |
| | - | 0938 | 1045 | 1130 | 1155 | 1240 | - | - |
| | - | - | 1255 | 1340 | 1415 | 1500 | 1605 | 2125 |
| | 0822 | 1340 | 1515 | 1600 | 1615 | 1700 | 1815 | - |
| | - | - | 1715 | 1800 | 1815 | 1900 | - | - |
| THU | - | - | 0900 | 0945 | 1000 | 1045 | - | - |
| | - | 0938 | 1100 | 1145 | 1200 | 1245 | - | - |
| | - | - | 1300 | 1345 | 1400 | 1445 | 1605 | 2125 |
| | 0822 | 1340 | 1500 | 1545 | 1600 | 1645 | 1815 | - |
| | - | - | 1700 | 1745 | 1800 | 1845 | - | - |
| FRI | - | - | 0740 | 0825 | 0840 | 0925 | 1010 | 1534 |
| | - | - | 0940 | 1025 | 1040 | 1125 | - | - |
| | - | - | 1200 | 1245 | 1325 | 1410 | 1605 | 2125 |
| | 0822 | 1340 | 1425 | 1510 | 1525 | 1610 | 1815 | - |
| | - | - | 1625 | 1710 | 1725 | 1810 | - | - |
| SAT | - | - | 0800 | 0845 | 0920 | 1005 | 1010 | 1534 |
| | - | 0938 | 1020 | 1105 | 1130 | 1215 | - | - |
| | - | - | 1230 | 1315 | 1340 | 1425 | 1605 | 2125 |
| | 0821 | 1340 | 1440 | 1525 | 1615 | 1700 | 1815 | - |
| | - | - | 1710 | 1755 | 1805 | 1850 | - | - |
| SUN | - | - | 0930 | 1015 | 1030 | 1115 | - | - |
| | - | - | 1130 | 1215 | 1315 | 1400 | 1601 | 2120 |
| | - | 1338 | 1530 | 1615 | 1630 | 1715 | 1815 | - |
| | - | - | 1730 | 1815 | 1830 | 1915 | - | - |

TIDAL AMENDMENTS

Timing may vary according to tidal conditions and in some circumstances may differ from the published timetable on the following dates: March: 31; April :1, 2, 3, 12, 13, 14, 25, 26, 27, 28, 29, 30; May: 1, 2,. For more information before travelling during these dates, please check www.calmac.co.uk/service-changes

CalMac prides itself on successfully navigating some of the most challenging waters in the UK. This sometimes results in us working to timetables which are dictated by tidal conditions on sailing routes. If you require a more detailed version of this timetable to help plan your travel, please go to www.calmac.co.uk

NOTE

All vehicle drivers and their passengers must be in possession of a valid travel ticket and be available for boarding no later than 20 minutes before departure otherwise travel cannot be guaranteed. Foot passenger check-in closes 10 minutes before departure

Please note booking is essential on this route









Commercial vehicle bookings are handled at individual ports. When calling your selected port to make a commercial vehicle booking, please select option 2 on a touch-tone phone. Contact Mallaig port office on 01687 310240 or Armadale on 01471 250090

Train connections are not guaranteed as some trains arrive/depart with less than the necessary transfer time. Please visit www.scotrail.co.uk for the latest info before travelling

Train times displayed are valid until 22 March 2025

Groups of 6 or more pedal cycles must inform the relevant port office in advance of travel. It should be noted that as we may not be able to offer the first sailing of choice, therefore groups may not always be able to travel together

Light goods vehicles exceeding 6 metres in length or 3.5 tonnes in weight, or 3 metres in height, or 2.3 metres in width are charged at commercial vehicle rate

| DAY |  Glasgow Queen St Depart |  Mallaig Arrive |  Mallaig Depart |  Armadale Arrive |  Armadale Depart |  Mallaig Arrive |  Mallaig Depart |  Glasgow Queen St Arrive |
|--|---|--|--|---|---|--|--|---|
| OPERATES 16 JUNE – 28 SEPTEMBER | | | | | | | | |
| MON | - | - | 0725 | 0755 | 0810 | 0840 | 1010 | 1534 |
| | - | - | 0900 | 0930 | 1005 | 1035 | - | - |
| | - | 0938 | 1055 | 1125 | 1145 | 1215 | - | - |
| | - | - | 1130 | 1215 | 1230 | 1315 | - | - |
| | - | - | 1305 | 1335 | 1430 | 1500 | - | - |
| | 0822 | 1340 | 1400 | 1445 | 1500 | 1545 | 1605 | 2125 |
| | - | - | 1520 | 1550 | 1610 | 1640 | 1815 | - |
| | - | - | 1600 | 1645 | 1730 | 1815 | - | - |
| TUE | - | - | 0740 | 0810 | 0830 | 0900 | 1010 | 1534 |
| | - | - | 0830 | 0915 | 0945 | 1030 | - | - |
| | - | - | 0930 | 1000 | 1030 | 1100 | - | - |
| | - | 0938 | 1045 | 1130 | 1145 | 1230 | - | - |
| | - | - | 1130 | 1200 | - | - | - | - |
| | - | - | 1245 | 1330 | 1345 | 1430 | - | - |
| | - | - | - | - | 1430 | 1500 | 1605 | 2125 |
| | 0822 | 1340 | 1445 | 1530 | 1545 | 1630 | - | - |
| WED | - | - | 0740 | 0810 | 0830 | 0900 | 1010 | 1534 |
| | - | - | 0830 | 0915 | 0945 | 1030 | - | - |
| | - | - | 0930 | 1000 | 1030 | 1100 | - | - |
| | - | 0938 | 1045 | 1130 | 1155 | 1240 | - | - |
| | - | - | 1145 | 1215 | 1330 | 1400 | - | - |
| | - | - | 1255 | 1340 | 1415 | 1500 | - | - |
| | 0822 | 1340 | 1420 | 1450 | 1510 | 1540 | 1605 | 2125 |
| | - | - | 1515 | 1600 | 1615 | 1700 | - | - |
| THU | - | - | 0740 | 0810 | 0830 | 0900 | 1010 | 1534 |
| | - | - | 0830 | 0915 | 0945 | 1030 | - | - |
| | - | - | 0930 | 1000 | 1030 | 1100 | - | - |
| | - | 0938 | 1045 | 1130 | 1155 | 1240 | - | - |
| | - | - | 1145 | 1215 | 1330 | 1400 | - | - |
| | - | - | 1255 | 1340 | 1415 | 1500 | - | - |
| | 0822 | 1340 | 1400 | 1445 | 1500 | 1545 | 1605 | 2125 |
| | - | - | 1455 | 1525 | 1610 | 1640 | 1815 | - |
| FRI | - | - | 0740 | 0810 | 0830 | 0900 | - | - |
| | - | - | 0815 | 0900 | 0915 | 1000 | 1010 | 1534 |
| | - | - | 0930 | 1000 | 1030 | 1100 | - | - |
| | - | 0938 | 1015 | 1100 | 1115 | 1200 | - | - |
| | - | - | 1145 | 1215 | - | - | - | - |
| | - | - | 1215 | 1300 | 1330 | 1415 | - | - |
| | - | - | - | - | 1445 | 1515 | 1605 | 2125 |
| | 0822 | 1340 | 1430 | 1515 | 1530 | 1615 | - | - |
| SAT | - | - | 0710 | 0740 | 0800 | 0830 | 1010 | 1534 |
| | - | - | 0800 | 0845 | 0920 | 1005 | - | - |
| | - | - | 0900 | 0935 | 1025 | 1055 | - | - |
| | - | 0938 | 1020 | 1105 | 1130 | 1215 | - | - |
| | - | - | 1115 | 1145 | 1300 | 1330 | - | - |
| | - | - | 1230 | 1315 | 1340 | 1425 | - | - |
| | - | - | 1350 | 1420 | 1515 | 1545 | 1605 | 2125 |
| | 0821 | 1340 | 1440 | 1525 | 1615 | 1700 | - | - |
| SUN | - | - | 0930 | 1000 | 1020 | 1050 | - | - |
| | - | - | 1045 | 1130 | 1145 | 1230 | - | - |
| | - | - | 1130 | 1200 | 1445 | 1515 | 1601 | 2120 |
| | - | 1338 | 1500 | 1545 | 1600 | 1645 | - | - |
| | - | - | 1545 | 1615 | 1645 | 1715 | - | - |
| | - | - | 1700 | 1745 | 1800 | 1845 | - | - |
| | 1220 | 1743 | 1800 | 1830 | 1850 | 1920 | - | - |

TIDAL AMENDMENTS

Timing may vary according to tidal conditions and in some circumstances may differ from the published timetable on the following dates: May: 23, 25, 26, 27, 28, 29, 30, 31; June: 24, 25, 26, 27, 28, 29, 30; July: 12, 13, 14, 15, 17, 24, 25, 26, 27, 28, 29; August: 9, 10, 11, 12, 13, 14, 22, 23, 24, 25, 26, 27; September: 6, 7, 8, 9, 10, 11, 12, 20, 21, 22, 23, 24; For more information before travelling during these dates, please check www.calmac.co.uk/service-changes

CalMac prides itself on successfully navigating some of the most challenging waters in the UK. This sometimes results in us working to timetables which are dictated by tidal conditions on sailing routes. If you require a more detailed version of this timetable to help plan your travel, please go to www.calmac.co.uk

NOTE

All vehicle drivers and their passengers must be in possession of a valid travel ticket and be available for boarding no later than 20 minutes before departure otherwise travel cannot be guaranteed. Foot passenger check-in closes 10 minutes before departure

Please note booking is essential on this route









Commercial vehicle bookings are handled at individual ports. When calling your selected port to make a commercial vehicle booking, please select option 2 on a touch-tone phone. Contact Mallaig port office on 01687 310240 or Armadale on 01471 250090

Train connections are not guaranteed as some trains arrive/depart with less than the necessary transfer time. Please visit www.scotrail.co.uk for the latest info before travelling

Train times displayed are valid from 15 December 2024

Groups of 6 or more pedal cycles must inform the relevant port office in advance of travel. It should be noted that as we may not be able to offer the first sailing of choice, therefore groups may not always be able to travel together

Light goods vehicles exceeding 6 metres in length or 3.5 tonnes in weight, or 3 metres in height, or 2.3 metres in width are charged at commercial vehicle rate

| DAY |  Glasgow Queen St Depart |  Mallaig Arrive |  Mallaig Depart |  Armadale Arrive |  Armadale Depart |  Mallaig Arrive |  Mallaig Depart |  Glasgow Queen St Arrive |
|---|---|--|--|---|---|--|--|---|
| OPERATES 29 SEPTEMBER – 16 OCTOBER | | | | | | | | |
| MON | - | - | 0725 | 0755 | 0810 | 0840 | 1010 | 1534 |
| | - | - | 0900 | 0930 | 1005 | 1035 | - | - |
| | - | 0938 | 1055 | 1125 | 1145 | 1215 | - | - |
| | - | - | 1130 | 1215 | 1230 | 1315 | - | - |
| | - | - | 1305 | 1335 | 1430 | 1500 | - | - |
| | 0822 | 1340 | 1400 | 1445 | 1500 | 1545 | 1605 | 2125 |
| | - | - | 1520 | 1550 | 1610 | 1640 | 1815 | - |
| | - | - | 1600 | 1645 | 1730 | 1815 | - | - |
| TUE | - | - | 0740 | 0810 | 0830 | 0900 | 1010 | 1534 |
| | - | - | 0830 | 0915 | 0945 | 1030 | - | - |
| | - | - | 0930 | 1000 | 1030 | 1100 | - | - |
| | - | 0938 | 1045 | 1130 | 1145 | 1230 | - | - |
| | - | - | 1130 | 1200 | - | - | - | - |
| | - | - | 1245 | 1330 | 1345 | 1430 | - | - |
| | - | - | - | - | 1430 | 1500 | 1605 | 2125 |
| | 0822 | 1340 | 1445 | 1530 | 1545 | 1630 | - | - |
| WED | - | - | 0740 | 0810 | 0830 | 0900 | 1010 | 1534 |
| | - | - | 0830 | 0915 | 0945 | 1030 | - | - |
| | - | - | 0930 | 1000 | 1030 | 1100 | - | - |
| | - | 0938 | 1045 | 1130 | 1155 | 1240 | - | - |
| | - | - | 1145 | 1215 | 1335 | 1405 | - | - |
| | - | - | 1255 | 1340 | 1415 | 1500 | - | - |
| | 0822 | 1340 | 1425 | 1455 | 1510 | 1540 | 1605 | 2125 |
| | - | - | 1515 | 1600 | 1615 | 1700 | - | - |
| THU | - | - | 0725 | 0755 | 0815 | 0845 | 1010 | 1534 |
| | - | - | 0905 | 0935 | 1015 | 1045 | - | - |
| | - | - | 1105 | 1135 | 1155 | 1225 | - | - |
| | - | 0938 | 1130 | 1215 | 1245 | 1330 | - | - |
| | - | - | 1315 | 1345 | 1405 | 1435 | - | - |
| | 0822 | 1340 | 1400 | 1445 | 1500 | 1545 | 1605 | 2125 |
| | - | - | 1455 | 1525 | 1610 | 1640 | 1815 | - |
| | - | - | 1600 | 1645 | 1730 | 1815 | - | - |
| FRI | - | - | 0740 | 0810 | 0830 | 0900 | 1010 | 1534 |
| | - | - | 0815 | 0900 | 0915 | 1000 | - | - |
| | - | - | 0930 | 1000 | 1030 | 1100 | - | - |
| | - | 0938 | 1015 | 1100 | 1115 | 1200 | - | - |
| | - | - | 1145 | 1215 | - | - | - | - |
| | - | - | 1215 | 1300 | 1330 | 1415 | - | - |
| | - | - | - | - | 1445 | 1515 | 1605 | 2125 |
| | 0822 | 1340 | 1430 | 1515 | 1530 | 1615 | - | - |
| SAT | - | - | 0710 | 0740 | 0800 | 0830 | 1010 | 1534 |
| | - | - | 0800 | 0845 | 0920 | 1005 | - | - |
| | - | - | 0900 | 0935 | 1025 | 1055 | - | - |
| | - | 0938 | 1020 | 1105 | 1130 | 1215 | - | - |
| | - | - | 1115 | 1145 | 1300 | 1330 | - | - |
| | - | - | 1230 | 1315 | 1345 | 1430 | - | - |
| | - | - | 1350 | 1420 | 1515 | 1545 | 1605 | 2125 |
| | 0821 | 1340 | 1445 | 1530 | 1615 | 1700 | - | - |
| SUN | - | - | 0930 | 1000 | 1020 | 1050 | - | - |
| | - | - | 1045 | 1130 | 1145 | 1230 | - | - |
| | - | - | 1130 | 1200 | 1445 | 1515 | 1601 | 2120 |
| | - | 1338 | 1500 | 1545 | 1600 | 1645 | - | - |
| | - | - | 1545 | 1615 | 1645 | 1715 | - | - |
| | - | - | 1700 | 1745 | 1800 | 1845 | - | - |
| 1220 | 1743 | 1745 | 1815 | 1835 | 1905 | - | - | |
| OPERATES FROM 17 – 19 OCTOBER ONLY | | | | | | | | |
| FRI | - | - | 0740 | 0825 | 0840 | 0925 | 1010 | 1534 |
| | - | - | 0940 | 1025 | 1040 | 1125 | - | - |
| | - | - | 1200 | 1245 | 1325 | 1410 | 1605 | 2125 |
| | 0822 | 1340 | 1420 | 1505 | 1520 | 1605 | - | - |
| SAT | - | - | 0710 | 0755 | 0805 | 0850 | 1010 | 1534 |
| | - | - | 0905 | 0950 | 1040 | 1125 | - | - |
| SUN | - | - | 0930 | 1015 | 1030 | 1115 | - | - |
| | - | - | 1130 | 1215 | 1320 | 1405 | 1601 | 2120 |
| | - | 1338 | 1600 | 1645 | 1700 | 1745 | 1815 | - |
| 1220 | 1743 | 1800 | 1845 | - | - | - | - | |

TIDAL AMENDMENTS

Timing may vary according to tidal conditions and in some circumstances may differ from the published timetable on the following dates: October 6, 7, 8, 9. For more information before travelling during these dates, please check www.calmac.co.uk/service-changes

CalMac prides itself on successfully navigating some of the most challenging waters in the UK. This sometimes results in us working to timetables which are dictated by tidal conditions on sailing routes. If you require a more detailed version of this timetable to help plan your travel, please go to www.calmac.co.uk

NOTE

All vehicle drivers and their passengers must be in possession of a valid travel ticket and be available for boarding no later than 20 minutes before departure otherwise travel cannot be guaranteed. Foot passenger check-in closes 10 minutes before departure

Please note booking is essential on this route

Commercial vehicle bookings are handled at individual ports. When calling your selected port to make a commercial vehicle booking, please select option 2 on a touch-tone phone. Contact Mallaig port office on 01687 310240 or Armadale on 01471 250090

Due to daylight restrictions at Canna, an amended timetable will operate on 4, 11 & 18 October. Please see www.calmac.co.uk/service-changes for details

Train connections are not guaranteed as some trains arrive/depart with less than the necessary transfer time. Please visit www.scotrail.co.uk for the latest info before travelling

Train times displayed are valid until 22 March 2025

Groups of 6 or more pedal cycles must inform the relevant port office in advance of travel. It should be noted that as we may not be able to offer the first sailing of choice, therefore groups may not always be able to travel together

Light goods vehicles exceeding 6 metres in length or 3.5 tonnes in weight, or 3 metres in height, or 2.3 metres in width are charged at commercial vehicle rate