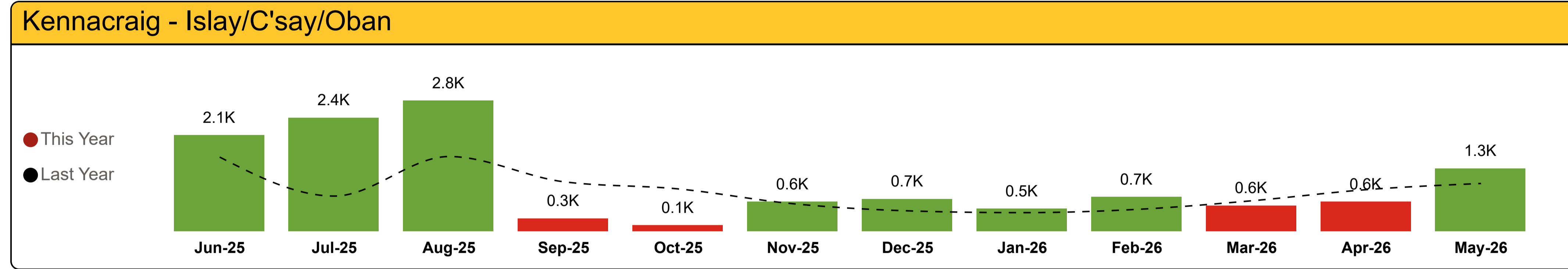


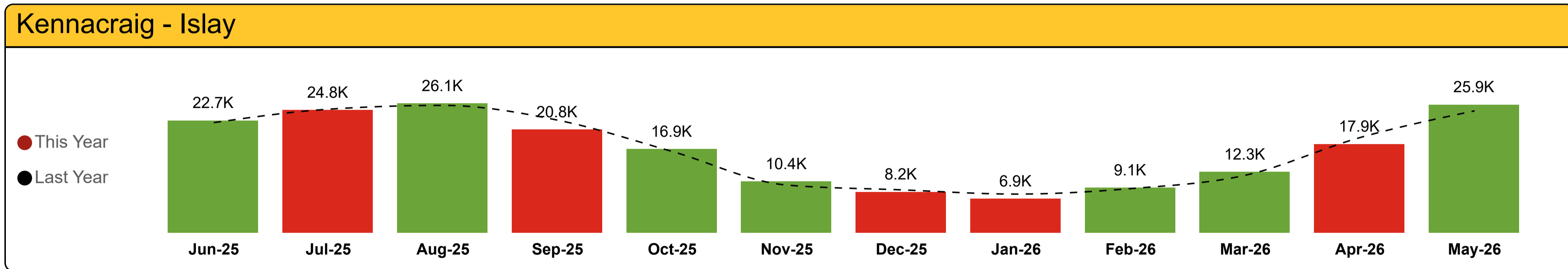


Shipped Passengers



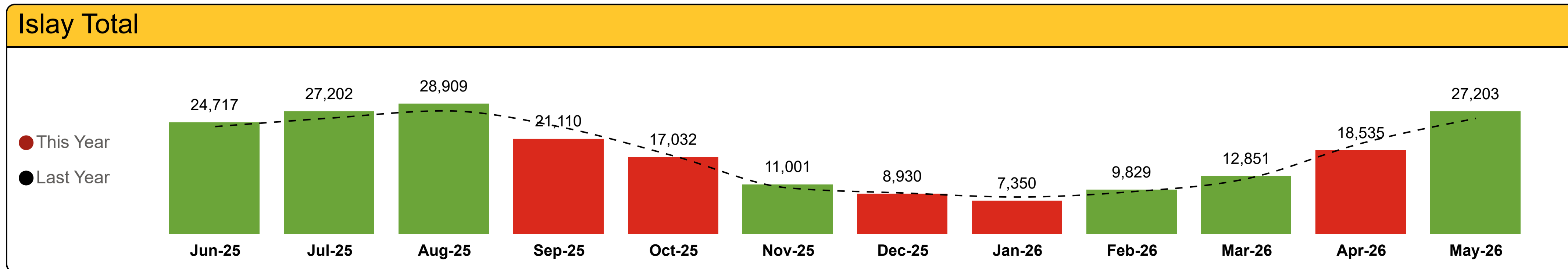
This Month YoY
1,345
LY: 1,022 (+31.6%)

YoY
12,743
LY: 10,360 (+23%)



This Month YoY
25,858
LY: 24,634 (+4.97%)

YoY
201,926
LY: 202,709 (-0.39%)



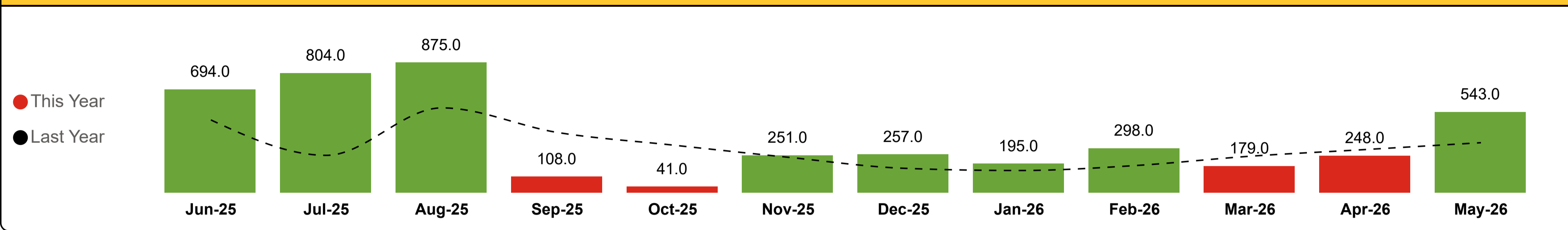
This Month YoY
27,203
LY: 25,656 (+6.03%)

YoY
214,669
LY: 213,069 (+0.75%)



Shipped Cars

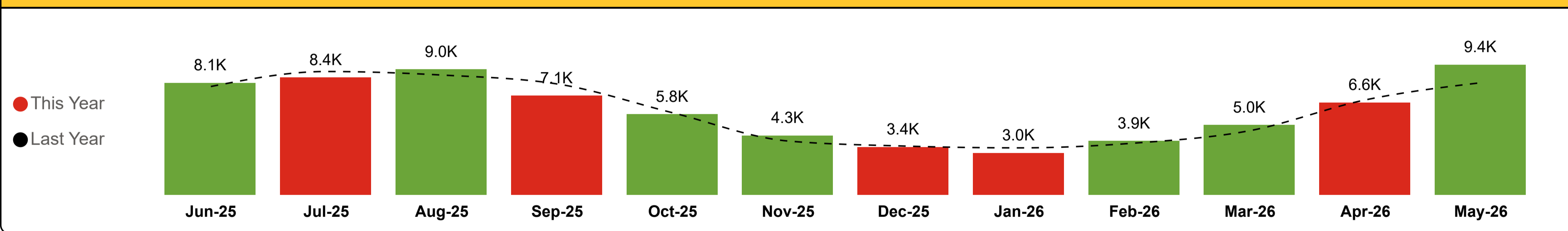
Kennacraig - Islay/C'say/Oban



This Month YoY
543
LY: 336 (+61.61%)

YoY
4,493
LY: 3,639 (+23.47%)

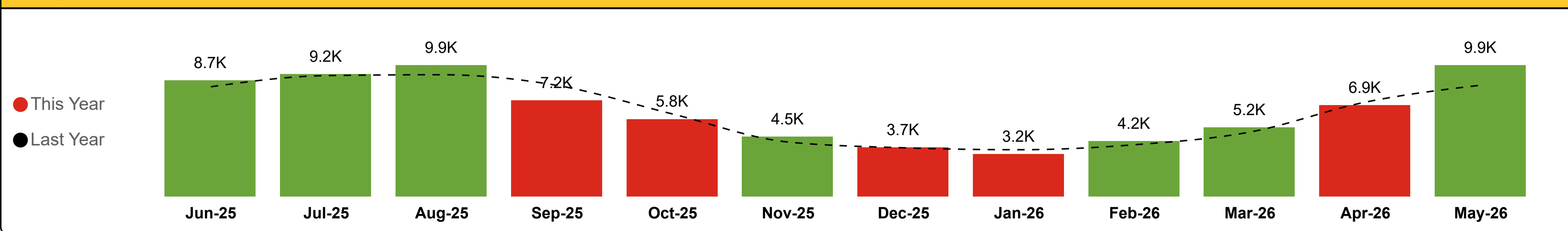
Kennacraig - Islay



This Month YoY
9,361
LY: 8,069 (+16.01%)

YoY
74,037
LY: 73,208 (+1.13%)

Islay Total

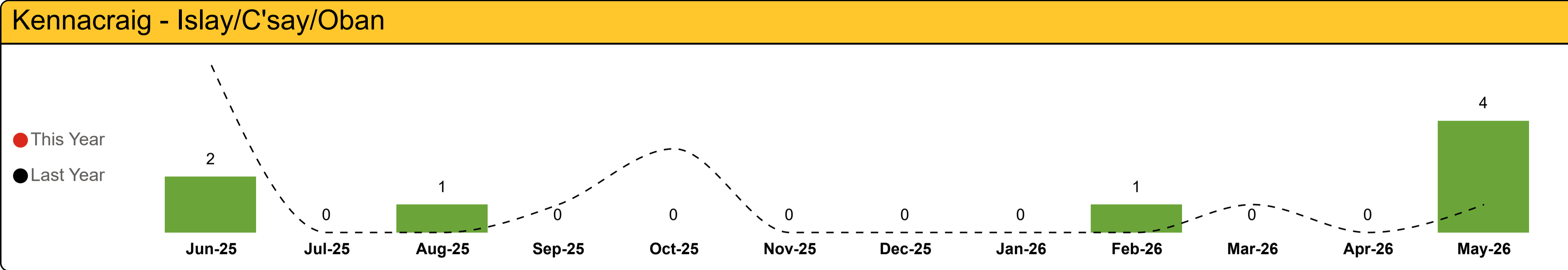


This Month YoY
9,904
LY: 8,405 (+17.83%)

YoY
78,530
LY: 76,847 (+2.19%)

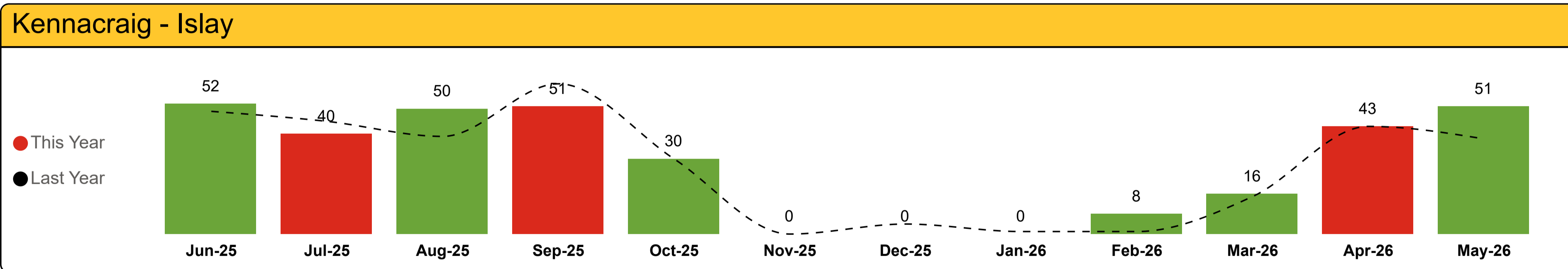


Shipped Coaches



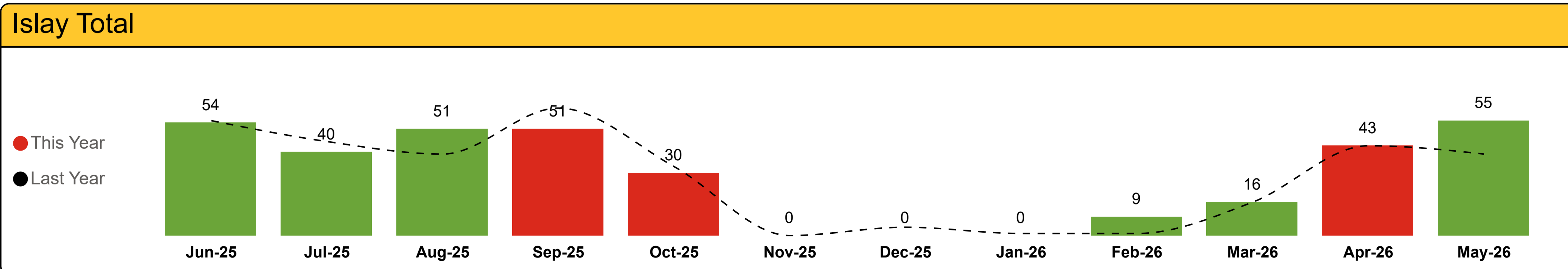
This Month YoY
4
LY: 1 (+300%)

YoY
8
LY: 12 (-33.33%)



This Month YoY
51
LY: 38 (+34.21%)

YoY
341
LY: 325 (+4.92%)



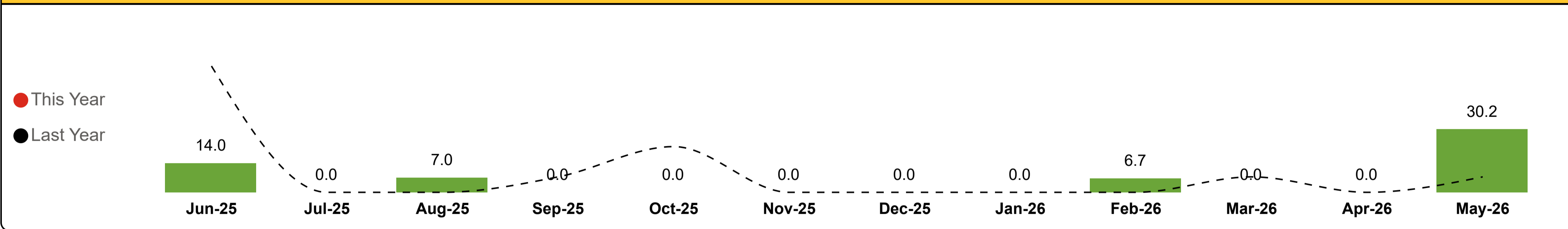
This Month YoY
55
LY: 39 (+41.03%)

YoY
349
LY: 337 (+3.56%)



Shipped Coach Metres

Kennacraig - Islay/C'say/Oban



This Month YoY

30.20

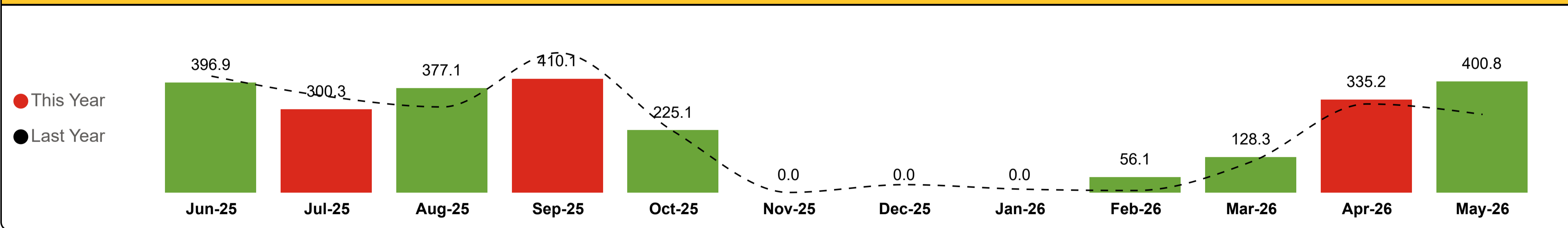
LY: 7.40 (+308.11%)

YoY

57.90

LY: 104.60 (-44.65%)

Kennacraig - Islay



This Month YoY

400.80

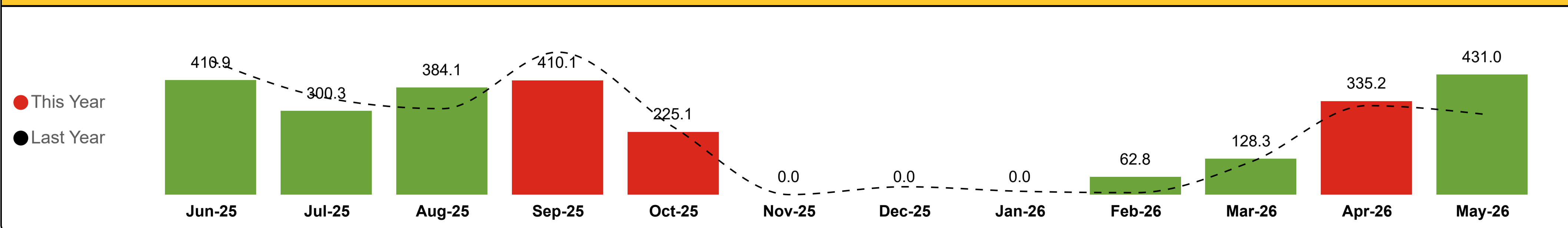
LY: 281.70 (+42.28%)

YoY

2.63K

LY: 2.56K (+2.76%)

Islay Total



This Month YoY

431.00

LY: 289.10 (+49.08%)

YoY

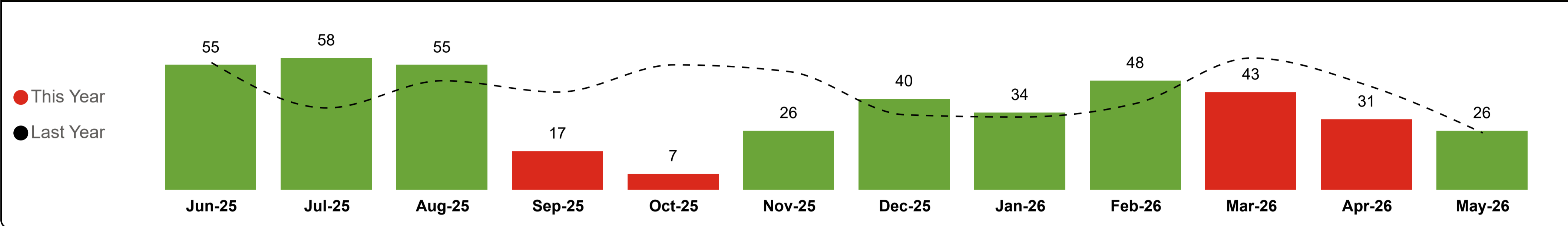
2.69K

LY: 2.66K (+0.9%)



Shipped Commercial Vehicles

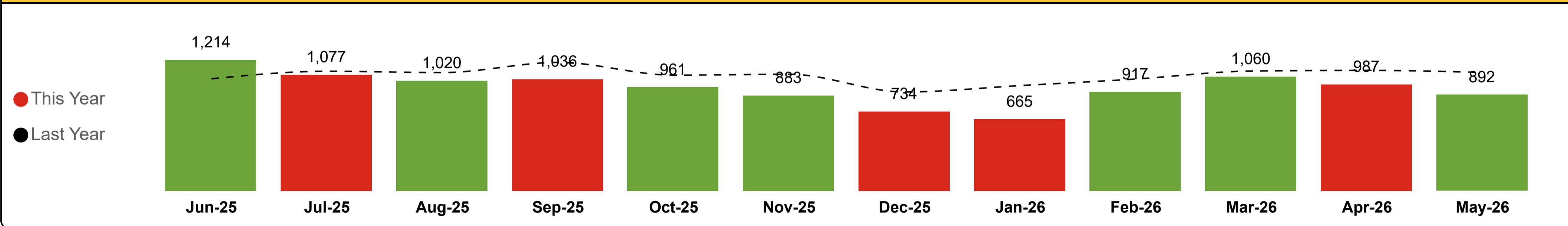
Kennacraig - Islay/C'say/Oban



This Month YoY
26
LY: 25 (+4%)

YoY
440
LY: 522 (-15.71%)

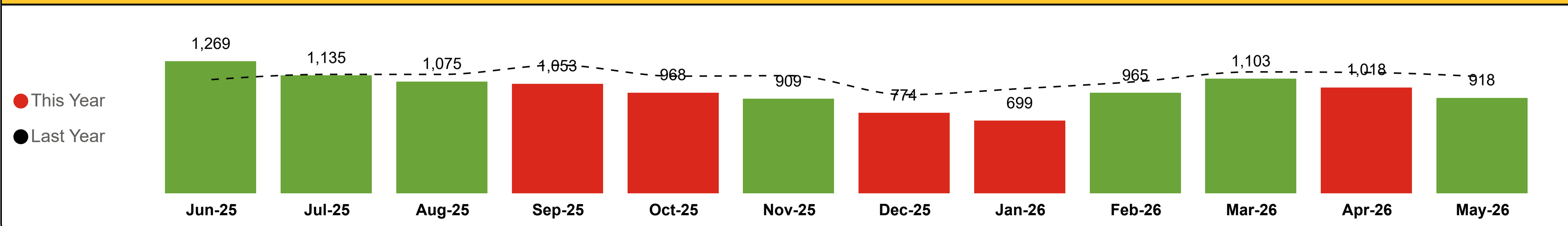
Kennacraig - Islay



This Month YoY
892
LY: 1,098 (-18.76%)

YoY
11,446
LY: 12,846 (-10.9%)

Islay Total

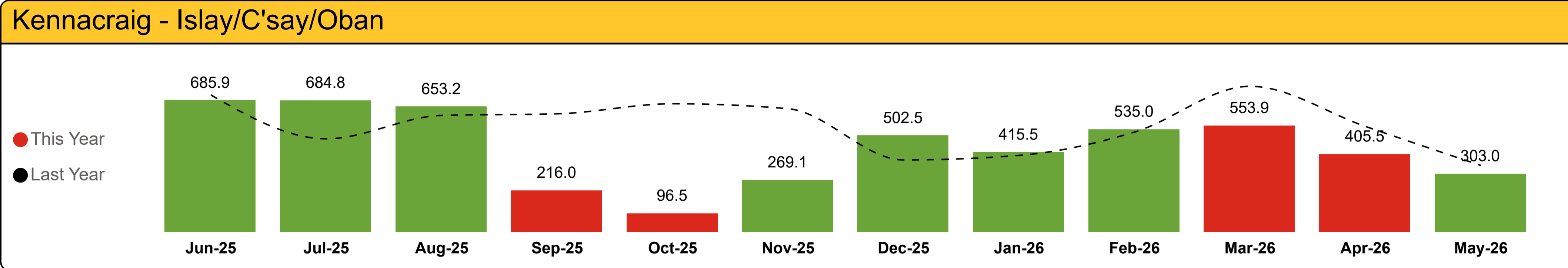


This Month YoY
918
LY: 1,123 (-18.25%)

YoY
11,886
LY: 13,368 (-11.09%)

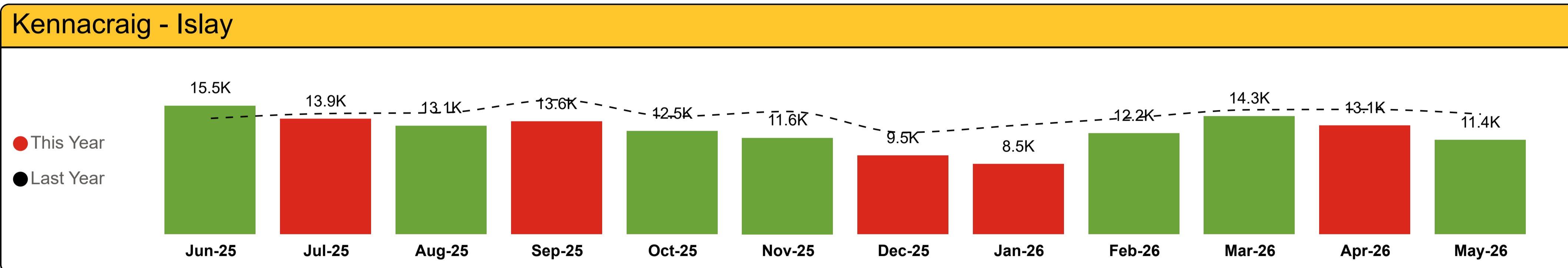


Shipped Commercial Vehicle Metres



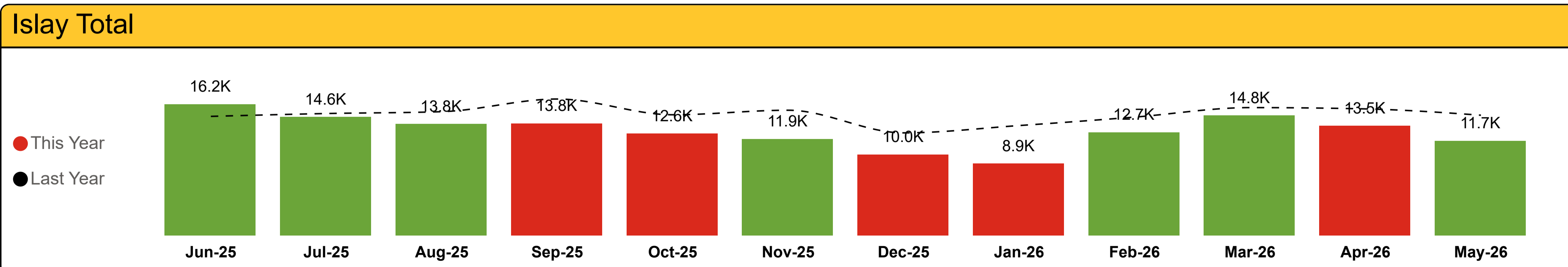
This Month YoY
303.00
LY: 345.50 (-12.3%)

YoY
5.32K
LY: 6.67K (-20.28%)



This Month YoY
11.38K
LY: 14.52K (-21.61%)

YoY
149.27K
LY: 172.87K (-13.65%)




This Month YoY
11.68K
LY: 14.86K (-21.39%)

YoY
154.59K
LY: 179.55K (-13.9%)



Islay Total

Contractual Carrying Groups



This Month 27,203	This Year 214,669
Last Year 25,656 Variance 6.0%	Last Year 213,069 Variance 0.8%

This Month 9,904	This Year 78,530
Last Year 8,405 Variance 17.8%	Last Year 76,847 Variance 2.2%

This Month 431	This Year 2,688
Last Year 289 Variance 49.1%	Last Year 2,664 Variance 0.9%

This Month 11,683	This Year 154,591
Last Year 14,863 Variance -21.4%	Last Year 179,547 Variance -13.9%

Passengers

Cars

Coach Metres


Commercial Vehicle Metres

Month	Last Year	This Year	Variance
Jun-25	23,841	24,717	3.7%
Jul-25	25,715	27,202	5.8%
Aug-25	27,331	28,909	5.8%
Sep-25	23,818	21,110	-11.4%
Oct-25	17,333	17,032	-1.7%
Nov-25	10,232	11,001	7.5%
Dec-25	9,114	8,930	-2.0%
Jan-26	8,223	7,350	-10.6%
Feb-26	9,399	9,829	4.6%
Mar-26	12,282	12,851	4.6%
Apr-26	20,125	18,535	-7.9%
May-26	25,656	27,203	6.0%
Total	213,069	214,669	0.8%

Month	Last Year	This Year	Variance
Jun-25	8,286	8,747	5.6%
Jul-25	9,126	9,235	1.2%
Aug-25	9,191	9,898	7.7%
Sep-25	8,384	7,240	-13.6%
Oct-25	6,227	5,838	-6.2%
Nov-25	4,113	4,514	9.7%
Dec-25	3,680	3,697	0.5%
Jan-26	3,533	3,202	-9.4%
Feb-26	3,909	4,171	6.7%
Mar-26	4,868	5,201	6.8%
Apr-26	7,125	6,883	-3.4%
May-26	8,405	9,904	17.8%
Total	76,847	78,530	2.2%

Month	Last Year	This Year	Variance
Jun-25	480	411	-14.5%
Jul-25	347	300	-13.4%
Aug-25	309	384	24.4%
Sep-25	512	410	-19.8%
Oct-25	242	225	-7.0%
Nov-25	0	0	0.0%
Dec-25	28	0	-100.0%
Jan-26	12	0	-100.0%
Feb-26	7	63	797.1%
Mar-26	118	128	8.4%
Apr-26	320	335	4.9%
May-26	289	431	49.1%
Total	2,664	2,688	0.9%

Month	Last Year	This Year	Variance
Jun-25	14,720	16,212	10.1%
Jul-25	15,070	14,630	-2.9%
Aug-25	15,299	13,760	-10.1%
Sep-25	16,861	13,830	-18.0%
Oct-25	14,918	12,568	-15.7%
Nov-25	15,478	11,912	-23.0%
Dec-25	12,682	10,005	-21.1%
Jan-26	13,585	8,886	-34.6%
Feb-26	14,628	12,739	-12.9%
Mar-26	15,802	14,825	-6.2%
Apr-26	15,641	13,543	-13.4%
May-26	14,863	11,683	-21.4%
Total	179,547	154,591	-13.9%



This Month 1,345	This Year 12,743
Last Year 1,022	Last Year 10,360
Variance 31.6%	Variance 23.0%

This Month 543	This Year 4,493
Last Year 336	Last Year 3,639
Variance 61.6%	Variance 23.5%

This Month 30	This Year 58
Last Year 7	Last Year 105
Variance 308.1%	Variance -44.6%

This Month 303	This Year 5,321
Last Year 346	Last Year 6,675
Variance -12.3%	Variance -20.3%

Passengers

Month	Last Year	This Year	Variance
Jun-25	1,587	2,054	29.4%
Jul-25	753	2,429	222.6%
Aug-25	1,599	2,793	74.7%
Sep-25	1,059	274	-74.1%
Oct-25	906	129	-85.8%
Nov-25	589	630	7.0%
Dec-25	437	692	58.4%
Jan-26	398	482	21.1%
Feb-26	468	734	56.8%
Mar-26	652	550	-15.6%
Apr-26	890	631	-29.1%
May-26	1,022	1,345	31.6%
Total	10,360	12,743	23.0%

Cars

Month	Last Year	This Year	Variance
Jun-25	489	694	41.9%
Jul-25	251	804	220.3%
Aug-25	570	875	53.5%
Sep-25	405	108	-73.3%
Oct-25	320	41	-87.2%
Nov-25	238	251	5.5%
Dec-25	164	257	56.7%
Jan-26	149	195	30.9%
Feb-26	182	298	63.7%
Mar-26	245	179	-26.9%
Apr-26	290	248	-14.5%
May-26	336	543	61.6%
Total	3,639	4,493	23.5%

Coach Metres

Month	Last Year	This Year	Variance
Jun-25	61	14	-76.9%
Jul-25	0	0	0.0%
Aug-25	0	7	0.0%
Sep-25	7	0	-100.0%
Oct-25	22	0	-100.0%
Nov-25	0	0	0.0%
Dec-25	0	0	0.0%
Jan-26	0	0	0.0%
Feb-26	0	7	0.0%
Mar-26	7	0	-100.0%
Apr-26	0	0	0.0%
May-26	7	30	308.1%
Total	105	58	-44.6%


Commercial Vehicle Metres

Month	Last Year	This Year	Variance
Jun-25	713	686	-3.8%
Jul-25	485	685	41.3%
Aug-25	607	653	7.7%
Sep-25	615	216	-64.9%
Oct-25	668	97	-85.5%
Nov-25	642	269	-58.1%
Dec-25	374	503	34.2%
Jan-26	398	416	4.3%
Feb-26	520	535	2.9%
Mar-26	759	554	-27.0%
Apr-26	549	406	-26.2%
May-26	346	303	-12.3%
Total	6,675	5,321	-20.3%



Kennacraig - Islay

Contractual Carrying Groups



This Month 25,858	This Year 201,926
Last Year 24,634 Variance 5.0%	Last Year 202,709 Variance -0.4%

This Month 9,361	This Year 74,037
Last Year 8,069 Variance 16.0%	Last Year 73,208 Variance 1.1%

This Month 401	This Year 2,630
Last Year 282 Variance 42.3%	Last Year 2,559 Variance 2.8%

This Month 11,380	This Year 149,270
Last Year 14,517 Variance -21.6%	Last Year 172,872 Variance -13.7%

Passengers

Cars

Coach Metres

Commercial Vehicle Metres

Month	Last Year	This Year	Variance
Jun-25	22,254	22,663	1.8%
Jul-25	24,962	24,773	-0.8%
Aug-25	25,732	26,116	1.5%
Sep-25	22,759	20,836	-8.4%
Oct-25	16,427	16,903	2.9%
Nov-25	9,643	10,371	7.5%
Dec-25	8,677	8,238	-5.1%
Jan-26	7,825	6,868	-12.2%
Feb-26	8,931	9,095	1.8%
Mar-26	11,630	12,301	5.8%
Apr-26	19,235	17,904	-6.9%
May-26	24,634	25,858	5.0%
Total	202,709	201,926	-0.4%

Month	Last Year	This Year	Variance
Jun-25	7,797	8,053	3.3%
Jul-25	8,875	8,431	-5.0%
Aug-25	8,621	9,023	4.7%
Sep-25	7,979	7,132	-10.6%
Oct-25	5,907	5,797	-1.9%
Nov-25	3,875	4,263	10.0%
Dec-25	3,516	3,440	-2.2%
Jan-26	3,384	3,007	-11.1%
Feb-26	3,727	3,873	3.9%
Mar-26	4,623	5,022	8.6%
Apr-26	6,835	6,635	-2.9%
May-26	8,069	9,361	16.0%
Total	73,208	74,037	1.1%

Month	Last Year	This Year	Variance
Jun-25	420	397	-5.5%
Jul-25	347	300	-13.4%
Aug-25	309	377	22.2%
Sep-25	504	410	-18.7%
Oct-25	220	225	2.2%
Nov-25	0	0	0.0%
Dec-25	28	0	-100.0%
Jan-26	12	0	-100.0%
Feb-26	7	56	701.4%
Mar-26	111	128	15.6%
Apr-26	320	335	4.9%
May-26	282	401	42.3%
Total	2,559	2,630	2.8%

Month	Last Year	This Year	Variance
Jun-25	14,006	15,526	10.8%
Jul-25	14,586	13,945	-4.4%
Aug-25	14,693	13,106	-10.8%
Sep-25	16,246	13,614	-16.2%
Oct-25	14,250	12,472	-12.5%
Nov-25	14,836	11,643	-21.5%
Dec-25	12,308	9,502	-22.8%
Jan-26	13,187	8,471	-35.8%
Feb-26	14,108	12,204	-13.5%
Mar-26	15,043	14,272	-5.1%
Apr-26	15,092	13,137	-13.0%
May-26	14,517	11,380	-21.6%
Total	172,872	149,270	-13.7%



Cars



Kennacraig - Islay

Month	Last Year	This Year	Var %
Jun-25	6,368	6,496	6.2%
Jul-25	7,107	6,906	-0.6%
Aug-25	7,083	7,641	10.1%
Sep-25	6,498	5,861	-9.5%
Oct-25	4,560	4,811	5.4%
Nov-25	2,986	3,417	14.7%
Dec-25	2,880	2,780	-0.7%
Jan-26	2,582	2,276	-9.1%
Feb-26	2,897	2,905	4.1%
Mar-26	3,674	3,918	7.2%
Apr-26	5,530	5,331	-2.2%
May-26	6,292	7,208	14.9%
Total	58,457	59,550	3.6%

Kennacraig - Islay/C'say/Oban

Month	Last Year	This Year	Var %
Jun-25	333	543	67.3%
Jul-25	194	667	249.4%
Aug-25	301	764	145.7%
Sep-25	192	80	-53.4%
Oct-25	115	38	-70.7%
Nov-25	83	128	57.8%
Dec-25	103	129	23.2%
Jan-26	49	130	156.5%
Feb-26	95	234	150.0%
Mar-26	150	150	1.1%
Apr-26	169	160	-9.7%
May-26	195	350	78.5%
Total	1,979	3,373	70.1%



LGVs



Kennacraig - Islay

Month	Last Year	This Year	Var
Jun-25	619	867	40.1%
Jul-25	798	846	6.0%
Aug-25	685	872	27.3%
Sep-25	662	717	8.3%
Oct-25	660	721	9.2%
Nov-25	665	783	17.7%
Dec-25	473	557	17.8%
Jan-26	588	606	3.1%
Feb-26	655	748	14.2%
Mar-26	723	836	15.6%
Apr-26	780	818	4.9%
May-26	857	939	9.6%
Total	8,165	9,310	14.0%

Kennacraig - Islay/C'say/Oban

Month	Last Year	This Year	Var
Jun-25	33	56	69.7%
Jul-25	17	62	264.7%
Aug-25	24	45	87.5%
Sep-25	18	17	-5.6%
Oct-25	19	2	-89.5%
Nov-25	16	24	50.0%
Dec-25	4	6	50.0%
Jan-26	11	21	90.9%
Feb-26	14	34	142.9%
Mar-26	19	16	-15.8%
Apr-26	25	15	-40.0%
May-26	13	23	76.9%
Total	213	321	50.7%



Motorhomes



Kennacraig - Islay

Month	Last Year	This Year	Var
Jun-25	438	535	22.1%
Jul-25	366	455	24.3%
Aug-25	410	481	17.3%
Sep-25	486	348	-28.4%
Oct-25	196	183	-6.6%
Nov-25	74	74	0.0%
Dec-25	48	43	-10.4%
Jan-26	44	35	-20.5%
Feb-26	53	58	9.4%
Mar-26	117	109	-6.8%
Apr-26	336	333	-0.9%
May-26	706	865	22.5%
Total	3,274	3,519	7.5%

Kennacraig - Islay/C'say/Oban

Month	Last Year	This Year	Var
Jun-25	22	57	159.1%
Jul-25	14	55	292.9%
Aug-25	25	59	136.0%
Sep-25	21	11	-47.6%
Oct-25	5	0	-100.0%
Nov-25	1	3	200.0%
Dec-25	4	1	-75.0%
Jan-26	1	4	300.0%
Feb-26	4	10	150.0%
Mar-26	2	10	400.0%
Apr-26	11	8	-27.3%
May-26	23	40	73.9%
Total	133	258	94.0%



Caravans



Kennacraig - Islay


Month	Last Year	This Year	Var
Jun-25	37	29	-21.6%
Jul-25	19	27	42.1%
Aug-25	19	18	-5.3%
Sep-25	24	13	-45.8%
Oct-25	4	5	25.0%
Nov-25	6	7	16.7%
Dec-25	0	3	0.0%
Jan-26	1	0	-100.0%
Feb-26	0	2	0.0%
Mar-26	4	3	-25.0%
Apr-26	4	13	225.0%
May-26	29	37	27.6%
Total	147	157	6.8%

Kennacraig - Islay/C'say/Oban

Month	Last Year	This Year	Var
Jun-25	2	1	-50.0%
Jul-25	0	1	0.0%
Aug-25	2	1	-50.0%
Sep-25	0	0	0.0%
Oct-25	0	0	0.0%
Nov-25	0	0	0.0%
Dec-25	0	0	0.0%
Jan-26	0	0	0.0%
Feb-26	0	0	0.0%
Mar-26	0	0	0.0%
Apr-26	0	0	0.0%
May-26	2	1	-50.0%
Total	6	4	-33.3%



Trailers



Kennacraig - Islay

Month	Last Year	This Year	Var
Jun-25	87	80	-8.0%
Jul-25	107	106	-0.9%
Aug-25	106	132	24.5%
Sep-25	101	97	-4.0%
Oct-25	71	73	2.8%
Nov-25	48	60	25.0%
Dec-25	46	46	0.0%
Jan-26	40	38	-5.0%
Feb-26	46	83	80.4%
Mar-26	82	66	-19.5%
Apr-26	82	84	2.4%
May-26	89	111	24.7%
Total	905	976	7.8%

Kennacraig - Islay/C'say/Oban

Month	Last Year	This Year	Var
Jun-25	7	8	14.3%
Jul-25	6	19	216.7%
Aug-25	8	13	62.5%
Sep-25	4	2	-50.0%
Oct-25	0	0	0.0%
Nov-25	2	4	100.0%
Dec-25	1	2	100.0%
Jan-26	1	4	300.0%
Feb-26	2	11	450.0%
Mar-26	8	4	-50.0%
Apr-26	1	3	200.0%
May-26	3	8	166.7%
Total	43	78	81.4%



Motorbikes



Kennacraig - Islay

Month	Last Year	This Year	Var
Jun-25	141	150	6.4%
Jul-25	107	110	2.8%
Aug-25	108	120	11.1%
Sep-25	80	66	-17.5%
Oct-25	24	8	-66.7%
Nov-25	7	5	-28.6%
Dec-25	2	5	150.0%
Jan-26	1	2	100.0%
Feb-26	9	3	-66.7%
Mar-26	20	20	0.0%
Apr-26	50	50	0.0%
May-26	111	178	60.4%
Total	660	717	8.6%

Kennacraig - Islay/C'say/Oban

Month	Last Year	This Year	Var
Jun-25	4	1	-75.0%
Jul-25	3	9	200.0%
Aug-25	1	12	1,100.0%
Sep-25	1	2	100.0%
Oct-25	0	0	0.0%
Nov-25	0	1	0.0%
Dec-25	0	0	0.0%
Jan-26	0	0	0.0%
Feb-26	0	0	0.0%
Mar-26	0	1	0.0%
Apr-26	0	2	0.0%
May-26	8	14	75.0%
Total	17	42	147.1%



Bicycles



Kennacraig - Islay

MonthYear	Last Year	This Year	Var
Jun-25	172	271	57.6%
Jul-25	296	291	-1.7%
Aug-25	289	367	27.0%
Sep-25	180	162	-10.0%
Oct-25	41	65	58.5%
Nov-25	24	1	-95.8%
Dec-25	12	2	-83.3%
Jan-26	4	5	25.0%
Feb-26	15	8	-46.7%
Mar-26	37	47	27.0%
Apr-26	147	129	-12.2%
May-26	643	598	-7.0%
Total	1,860	1,946	4.6%

Kennacraig - Islay/C'say/Oban

MonthYear	Last Year	This Year	Var
Jun-25	16	129	706.3%
Jul-25	13	105	707.7%
Aug-25	26	125	380.8%
Sep-25	25	2	-92.0%
Oct-25	1	0	-100.0%
Nov-25	1	0	-100.0%
Dec-25	2	1	-50.0%
Jan-26	0	0	0.0%
Feb-26	0	0	0.0%
Mar-26	0	1	0.0%
Apr-26	27	7	-74.1%
May-26	31	41	32.3%
Total	142	411	189.4%




Reliability & Punctuality



Reliability

Year	Month	Kennacraig - Islay	Kennacraig - Islay/C'say/Oban
2025	June	97.8%	100.0%
	July	95.6%	87.9%
	August	92.1%	95.9%
	September	86.2%	63.6%
	October	86.8%	25.0%
	November	92.0%	60.0%
	December	84.5%	62.5%
2026	January	78.8%	75.0%
	February	88.9%	100.0%
	March	81.0%	64.7%
	April	74.5%	36.1%
	May	94.4%	82.8%



Punctuality

Year	Month	Kennacraig - Islay	Kennacraig - Islay/C'say/Oban
2025	June	94.7%	86.4%
	July	86.3%	68.6%
	August	86.4%	78.7%
	September	56.5%	100.0%
	October	77.5%	0.0%
	November	91.3%	83.3%
	December	85.6%	60.0%
2026	January	95.0%	80.0%
	February	79.7%	43.8%
	March	75.2%	45.5%
	April	78.3%	76.9%
	May	77.1%	70.8%



Reliability & Punctuality Summary

Summary of Scheduled, Operated, Cancelled, Late & Diverted Sailings by Route and Leg

Year	Month	Route	Leg	Operated Sailings	Scheduled Sailings	Additional Sailings	Cancelled Sailings	Diverted Sailings	On Time	Late
2026	May	Kennacraig - Islay	Kennacraig-Port Askaig	87	89	2	4	24	70	15
2026	May	Kennacraig - Islay	Kennacraig-Port Ellen	51	52	2	3	11	33	16
2026	May	Kennacraig - Islay	Port Askaig-Kennacraig	89	90	2	3	0	68	19
2026	May	Kennacraig - Islay	Port Ellen-Kennacraig	50	56	0	6	0	38	12
2026	May	Kennacraig - Islay/C'say/Oban	Colonsay-Oban	5	4	2	1	0	2	1
2026	May	Kennacraig - Islay/C'say/Oban	Colonsay-Port Askaig	5	6	0	1	0	2	3
2026	May	Kennacraig - Islay/C'say/Oban	Colonsay-Port Ellen	1		1	0	0	0	0
2026	May	Kennacraig - Islay/C'say/Oban	Kennacraig-Port Askaig	5	6	0	1	0	5	0
2026	May	Kennacraig - Islay/C'say/Oban	Oban-Colonsay	5	4	2	1	0	3	0
2026	May	Kennacraig - Islay/C'say/Oban	Port Askaig-Colonsay	6	6	1	1	0	4	1
2026	May	Kennacraig - Islay/C'say/Oban	Port Askaig-Kennacraig	3	3	0	0	0	1	2
Total				307	316	12	21	35	226	69

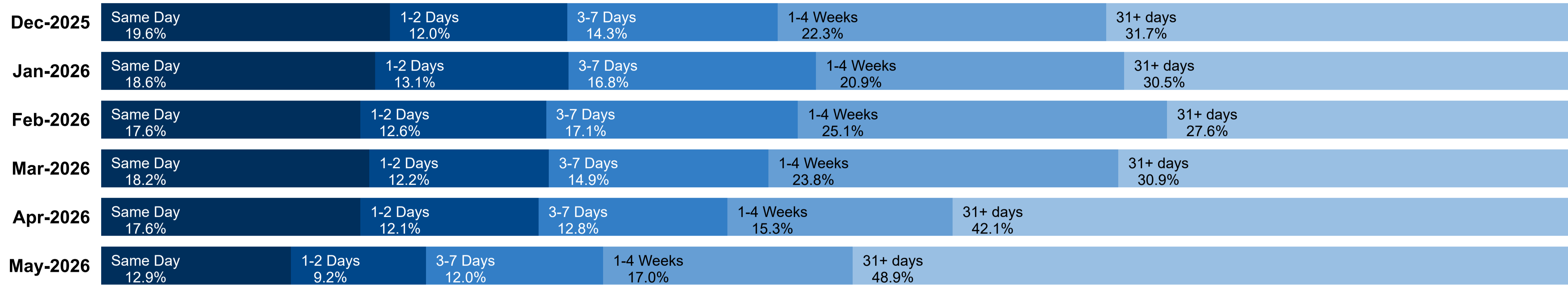
Monthly Performance Pack

Booking Lead Time by Month of Travel

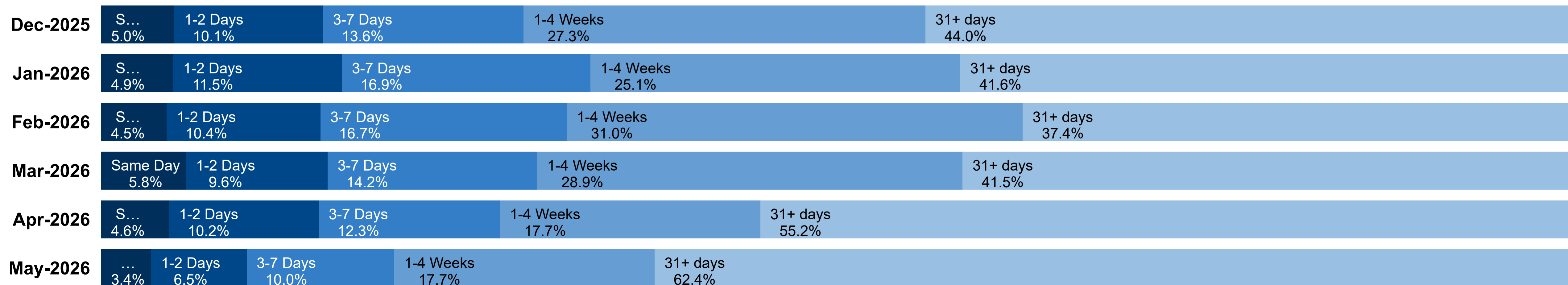


This visual shows how far in advance customers book their travel, grouped by the month in which they actually travel.

All Bookings



Bookings with Vehicles



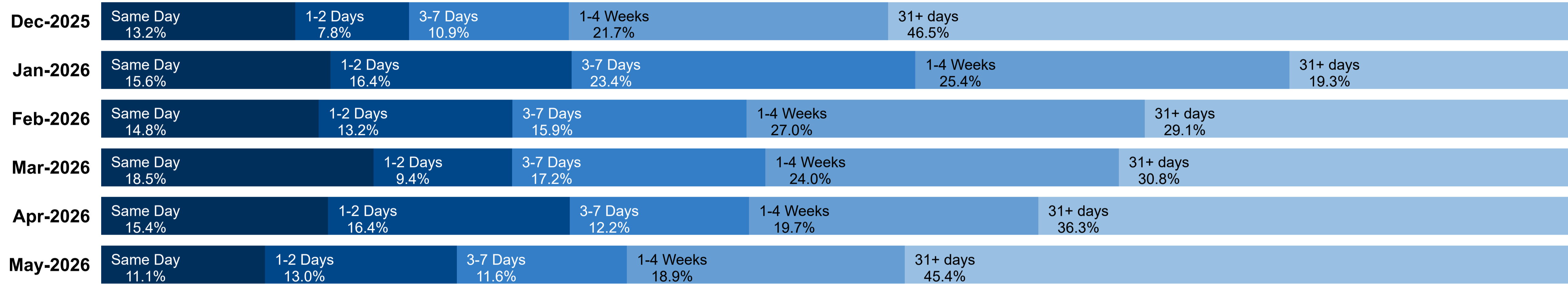
Monthly Performance Pack

Booking Lead Time by Month of Travel

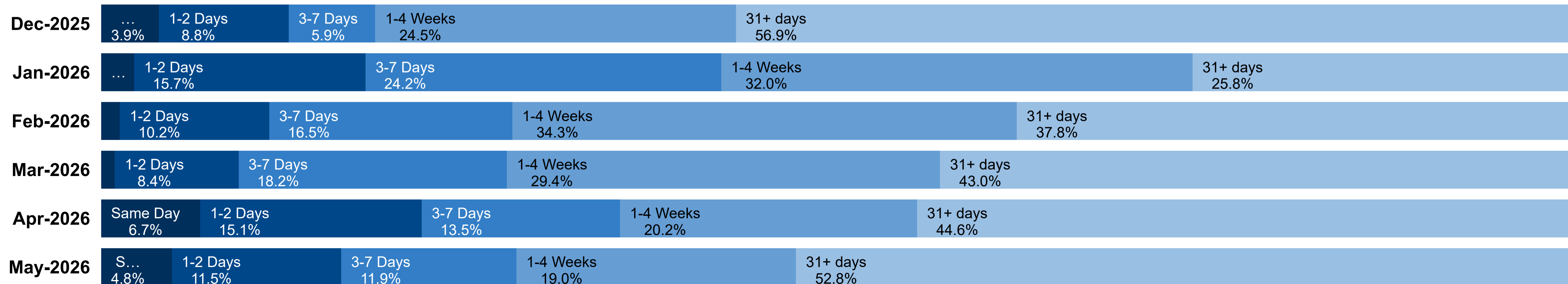


This visual shows how far in advance customers book their travel, grouped by the month in which they actually travel.

All Bookings



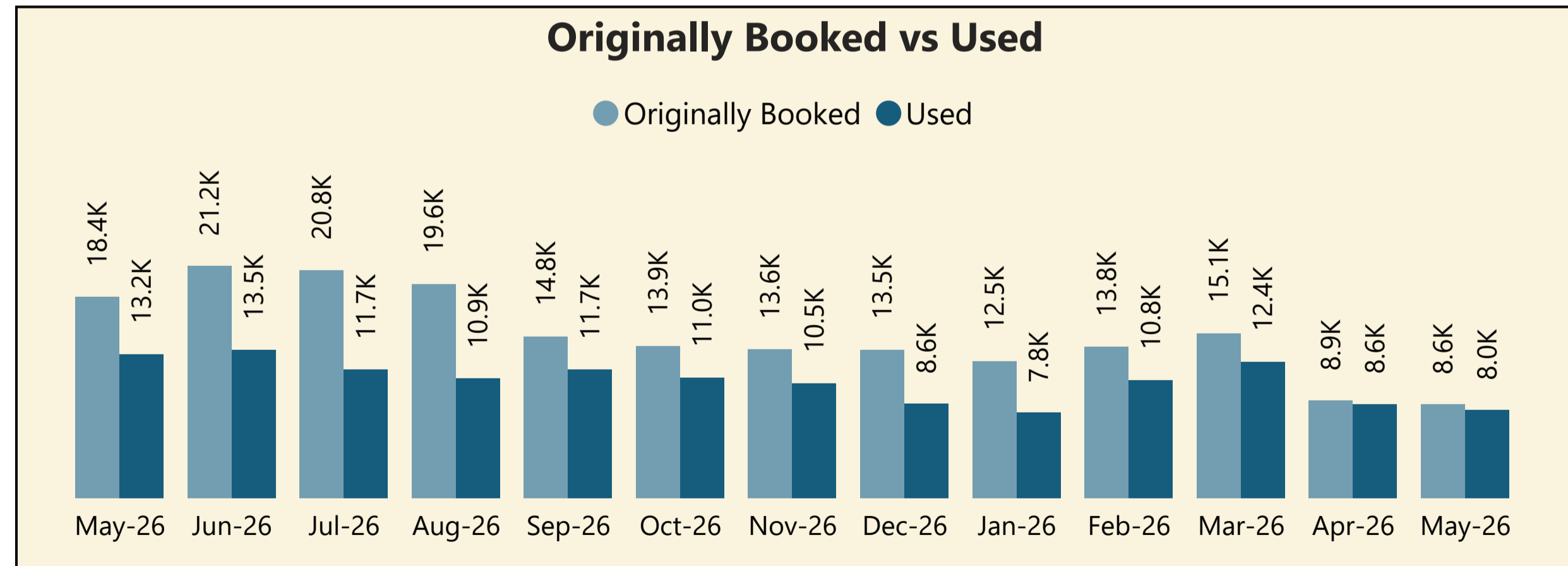
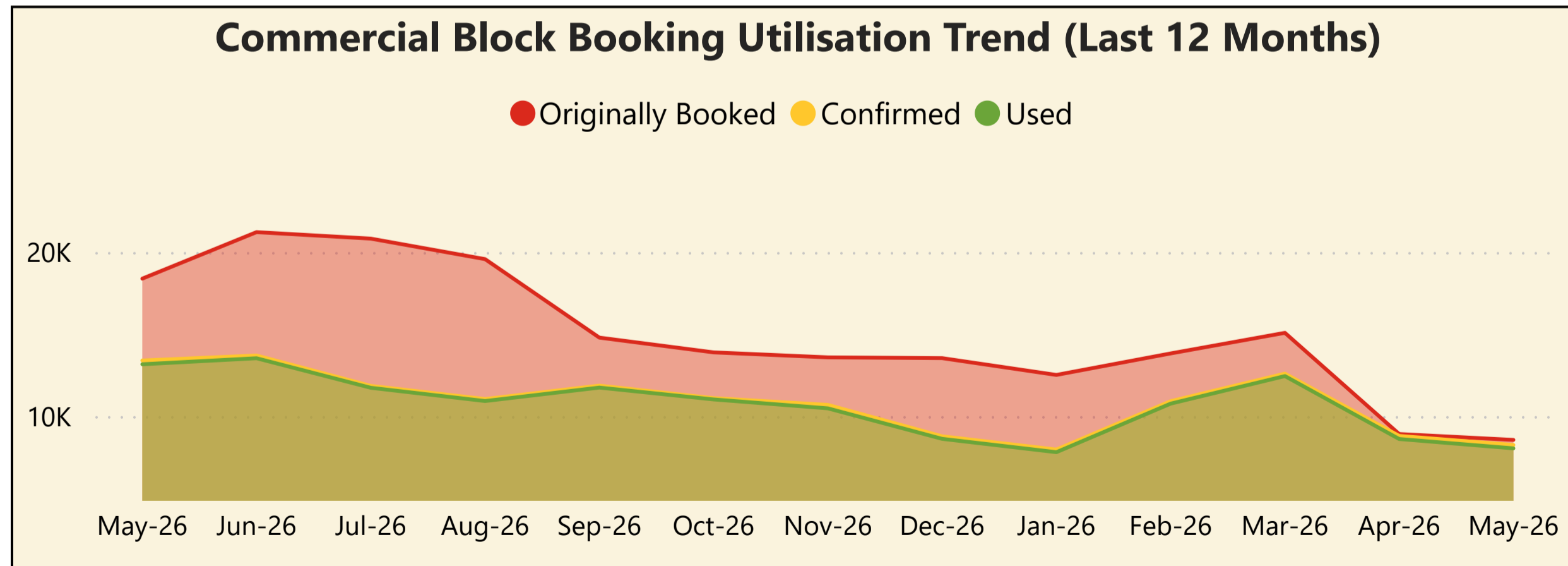
Bookings with Vehicles





Block Booked vs Utilised

Route Name	Month Year	Originally Booked	Booked 24hrs Prior	Confirmed	No Show	Used	Confirmed vs Block Booked	Used vs Confirmed	Used vs Block Booked
Kennacraig - Islay	May-2025	18,377	14,313	13,389	230	13,159	73%	98%	72%
Kennacraig - Islay	Jun-2025	21,212	15,062	13,694	167	13,527	65%	99%	64%
Kennacraig - Islay	Jul-2025	20,816	13,388	11,842	115	11,728	57%	99%	56%
Kennacraig - Islay	Aug-2025	19,566	11,792	11,040	121	10,919	56%	99%	56%
Kennacraig - Islay	Sep-2025	14,784	11,861	11,859	120	11,739	80%	99%	79%
Kennacraig - Islay	Oct-2025	13,884	11,333	11,095	79	11,017	80%	99%	79%
Kennacraig - Islay	Nov-2025	13,581	10,631	10,685	212	10,473	79%	98%	77%
Kennacraig - Islay	Dec-2025	13,533	8,689	8,770	155	8,615	65%	98%	64%
Kennacraig - Islay	Jan-2026	12,509	7,650	7,962	160	7,802	64%	98%	62%
Kennacraig - Islay	Feb-2026	13,819	10,254	10,908	147	10,761	79%	99%	78%
Kennacraig - Islay	Mar-2026	15,075	12,048	12,589	149	12,440	84%	99%	83%
Kennacraig - Islay	Apr-2026	8,907	8,795	8,794	190	8,604	99%	98%	97%
Kennacraig - Islay	May-2026	8,550	8,287	8,241	206	8,035	96%	97%	94%
Total		194,613	144,103	140,867	2,048	138,819	72%	99%	71%



Note: This report shows block bookings made by block booking customers for any commercial vehicle over 6 metres in length or any LGV that consumes High Lane Metreage. It does not include any bookings on sailings that were cancelled by CalMac. High Lane Metreage refers to deck metreage for high vehicles such as Commercials or LGVs.