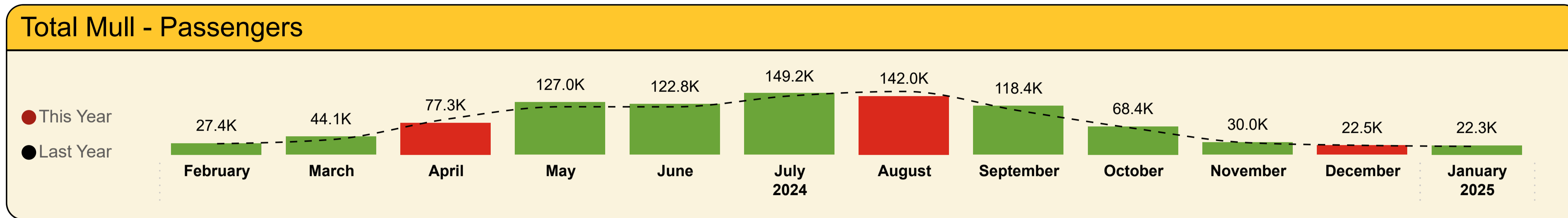




Shipped Passengers



This Month YoY

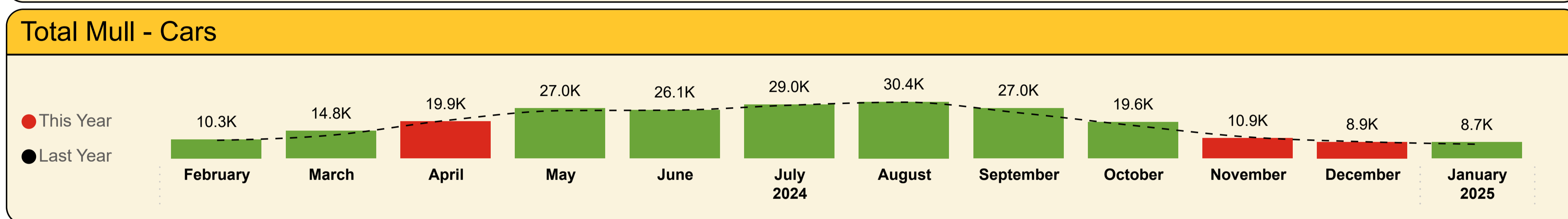
22,324

LY: 19,952 (+11.89%)

YoY

951,415

LY: 917,798 (+3.66%)



This Month YoY

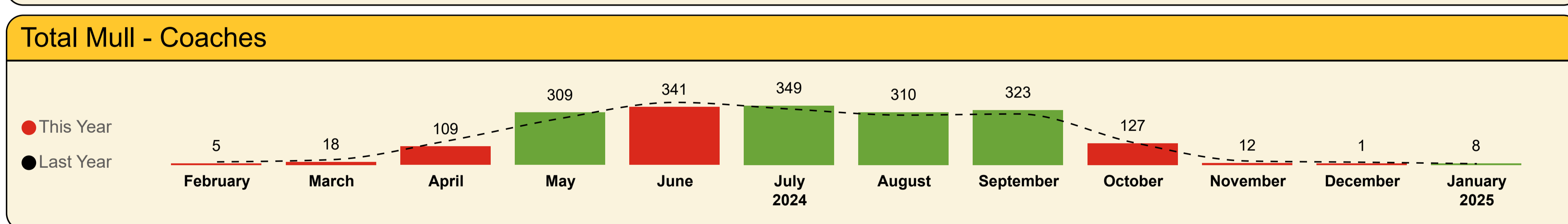
8,727

LY: 7,635 (+14.3%)

YoY

232,611

LY: 223,560 (+4.05%)



This Month YoY

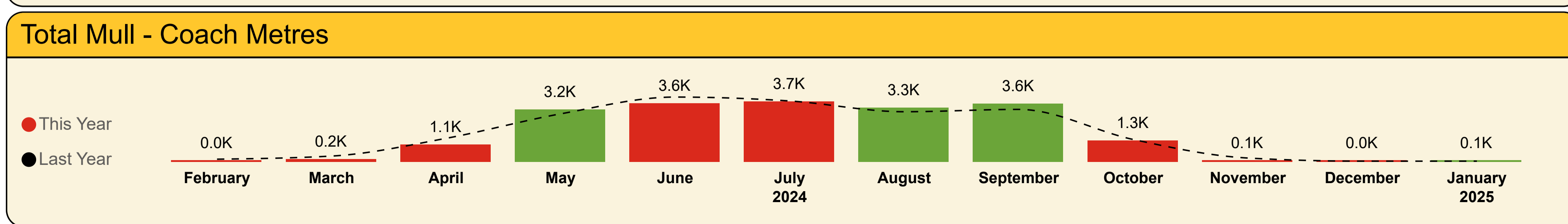
8

LY: 7 (+14.29%)

YoY

1912

LY: 1,931 (-0.97%)



This Month YoY

74.1

LY: 37.9 (+95.51%)

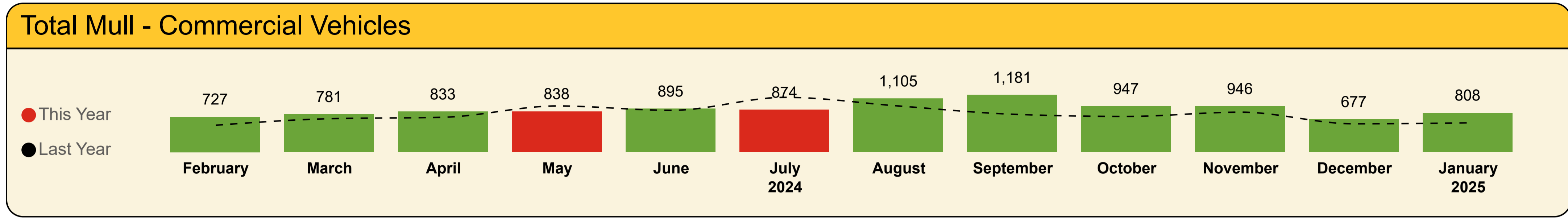
YoY

20.3K

LY: 20.7K (-1.91%)



Shipped Passengers

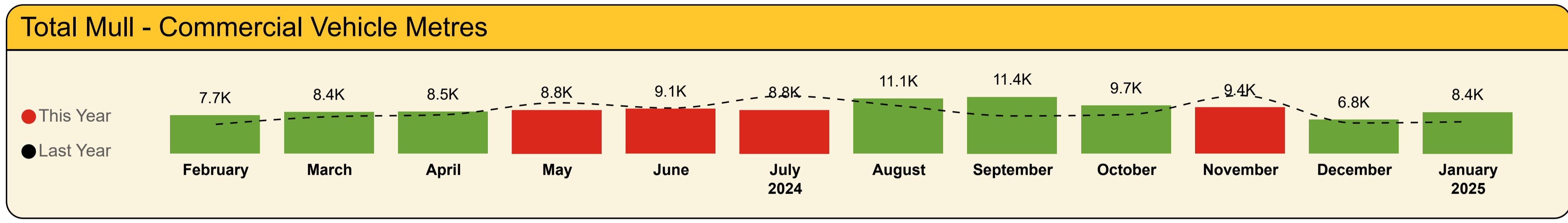


This Month YoY

808
LY: 604 (+33.77%)

YoY

10,612
LY: 9,385 (+13.07%)



This Month YoY

8.4K
LY: 6.5K (+29.38%)


YoY

108.1K
LY: 101.9K (+6.03%)



Shipped Passengers

Oban - Craignure



This Month YoY

14,842

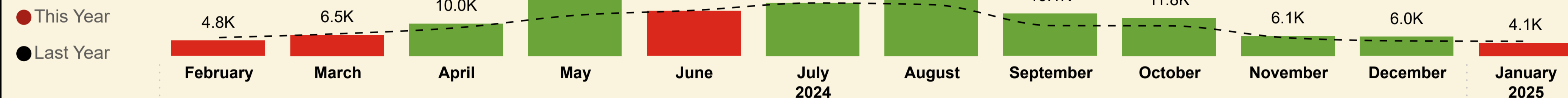
LY: 12,705 (+16.82%)

YoY

554,594

LY: 551,400 (+0.58%)

Fishnish - Lochaline



This Month YoY

4,051


LY: 4,556 (-11.08%)

YoY

130,506

LY: 114,025 (+14.45%)

Tobermory - Kilchoan



This Month YoY

680


LY: 541 (+25.69%)

YoY

44,649

LY: 45,559 (-2%)

Fionnphort - Iona



This Month YoY

2,751

LY: 2,155 (+27.66%)

YoY

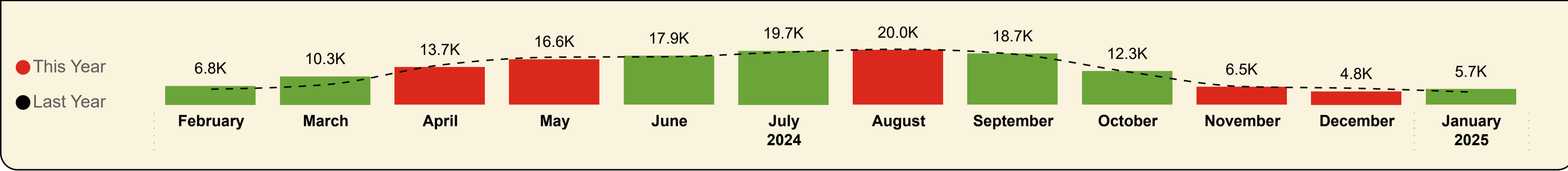
221,666

LY: 206,813 (+7.18%)



Shipped Cars

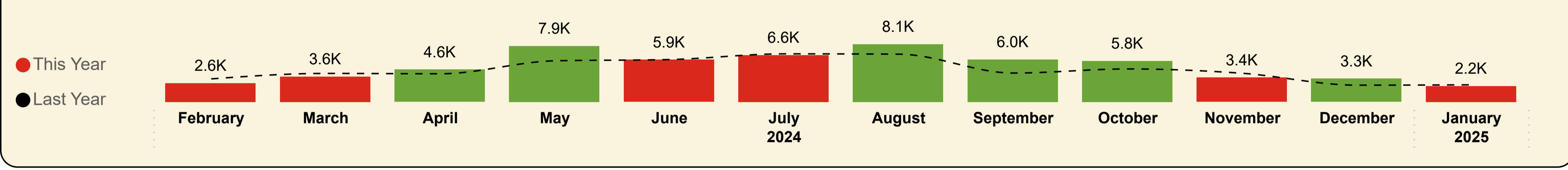
Oban - Craignure



This Month YoY
5,691
LY: 4,605 (+23.58%)

YoY
153,127
LY: 149,921 (+2.14%)

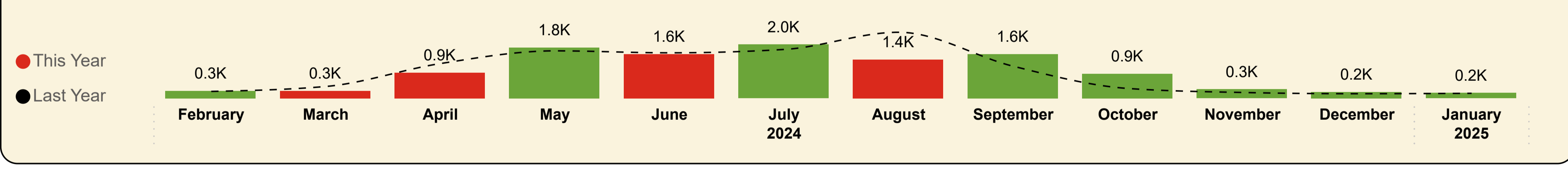
Fishnish - Lochaline



This Month YoY
2,230
LY: 2,398 (-7.01%)

YoY
59,942
LY: 53,942 (+11.12%)

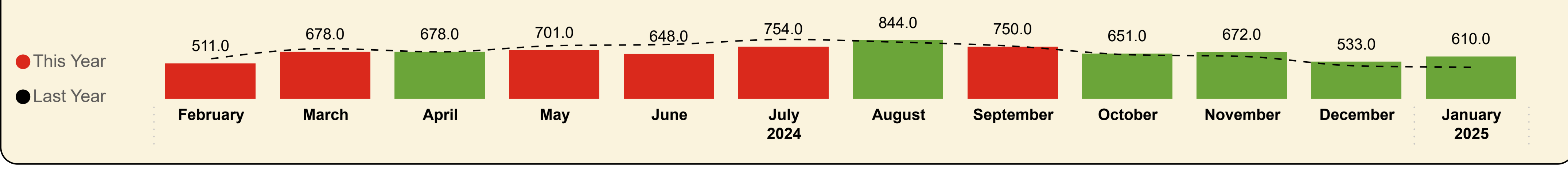
Tobermory - Kilchoan



This Month YoY
196
LY: 182 (+7.69%)

YoY
11,512
LY: 11,573 (-0.53%)

Fionnphort - Iona



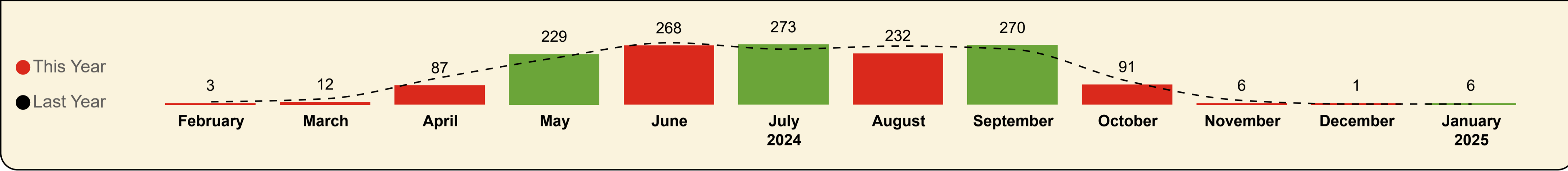
This Month YoY
610
LY: 453 (+34.66%)

YoY
8,030
LY: 8,123 (-1.15%)



Shipped Coaches

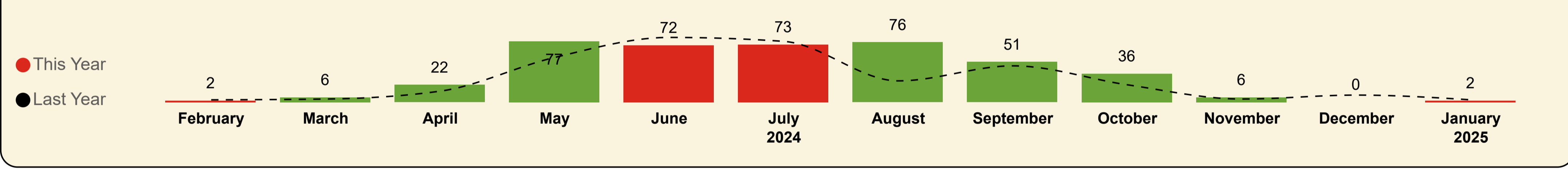
Oban - Craignure



This Month YoY
6
LY: 3 (+100%)

YoY
1478
LY: 1,557 (-5.07%)

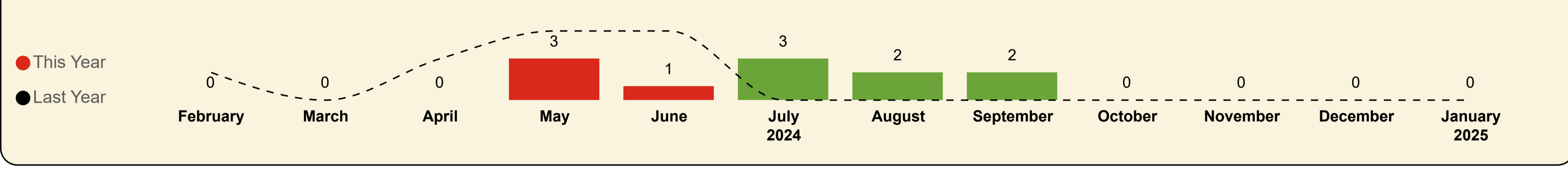
Fishnish - Lochaline



This Month YoY
2
LY: 3 (-33.33%)

YoY
423
LY: 348 (+21.66%)

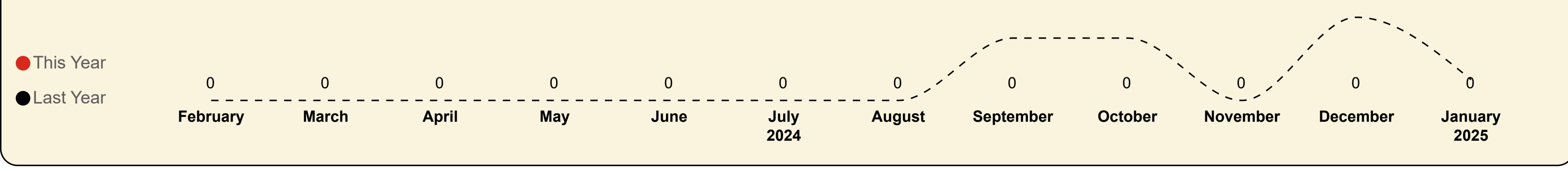
Tobermory - Kilchoan



This Month YoY
0
LY: 0

YoY
11
LY: 15 (-26.67%)

Fionnphort - Iona

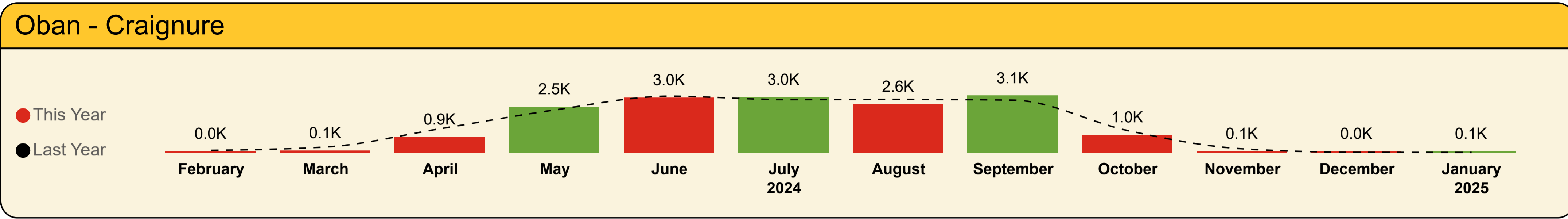


This Month YoY
0
LY: 1 (-100%)

YoY
0
LY: 11 (-100%)

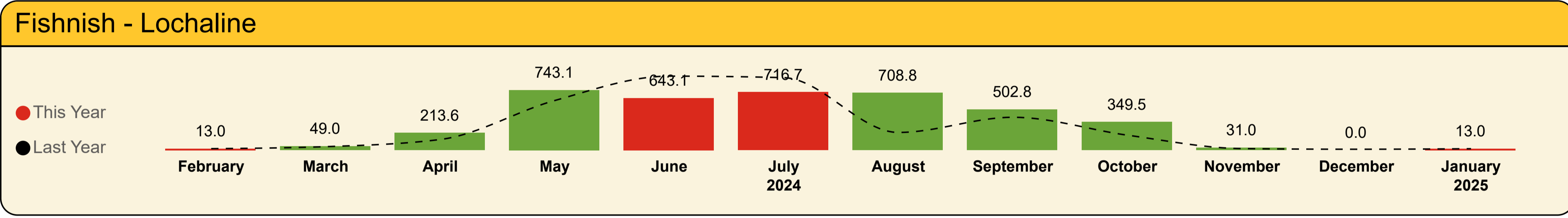


Shipped Coach Metres



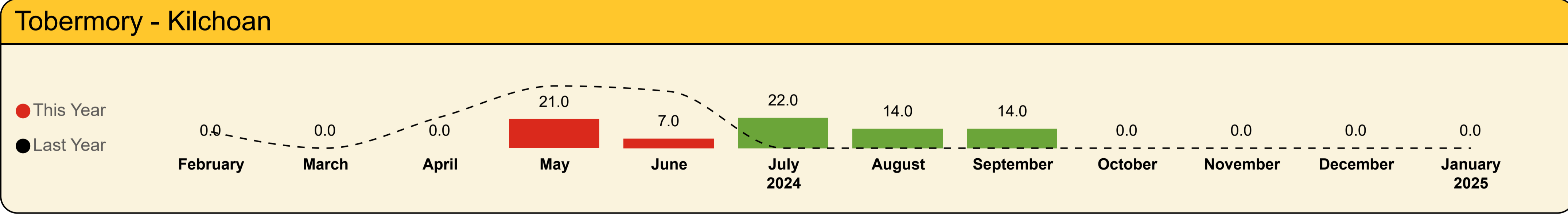
This Month YoY
61.1
LY: 19.9 (+207.04%)

YoY
16.2K
LY: 17.1K (-5.02%)



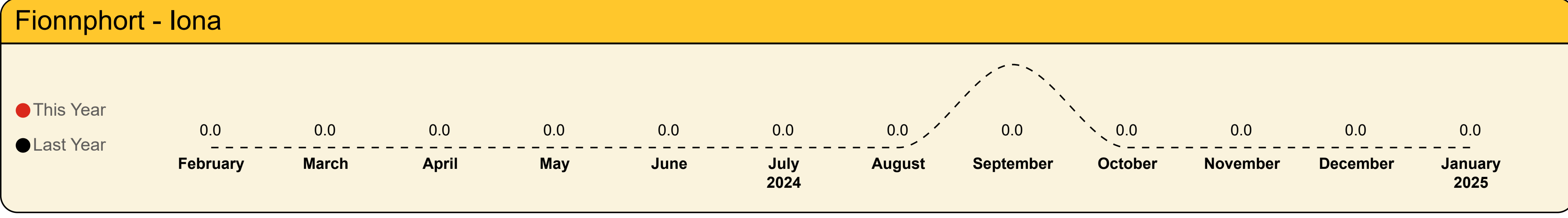
This Month YoY
13.0
LY: 18.0 (-27.78%)

YoY
4.0K
LY: 3.5K (+14.52%)



This Month YoY
0.0
LY: 0.0

YoY
78.0
LY: 120.3 (-35.16%)



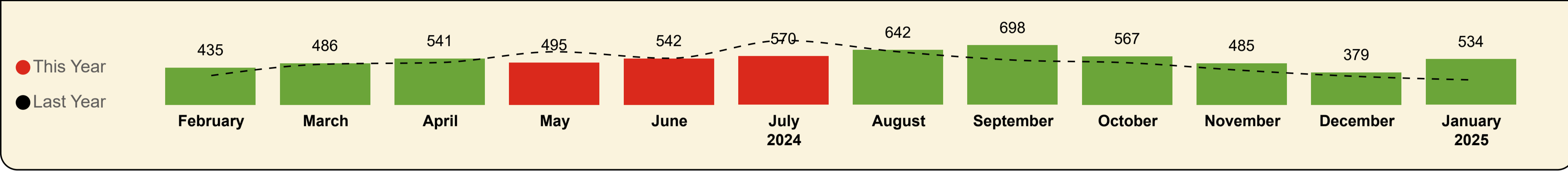
This Month YoY
0.0
LY: 0.0

YoY
0.0
LY: 1.0 (-100%)



Shipped Commercial Vehicles


Oban - Craignure



This Month YoY
534
LY: 291 (+83.51%)

YoY
6,374
LY: 5,896 (+8.1%)


Fishnish - Lochaline



This Month YoY
252
LY: 295 (-14.58%)

YoY
3,698
LY: 2,953 (+25.23%)

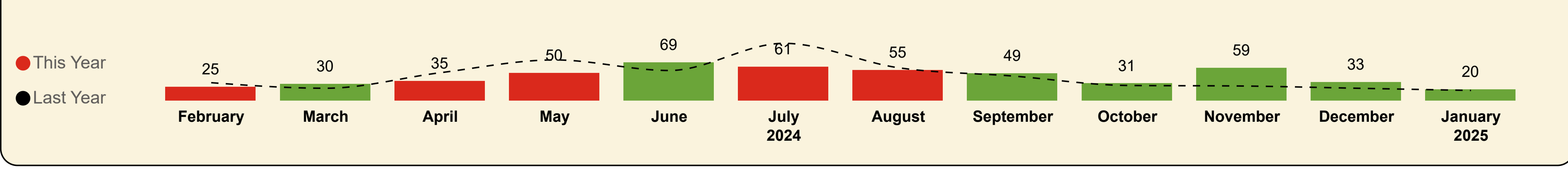
Tobermory - Kilchoan



This Month YoY
2
LY: 0

YoY
23
LY: 6 (+283.33%)

Fionnphort - Iona

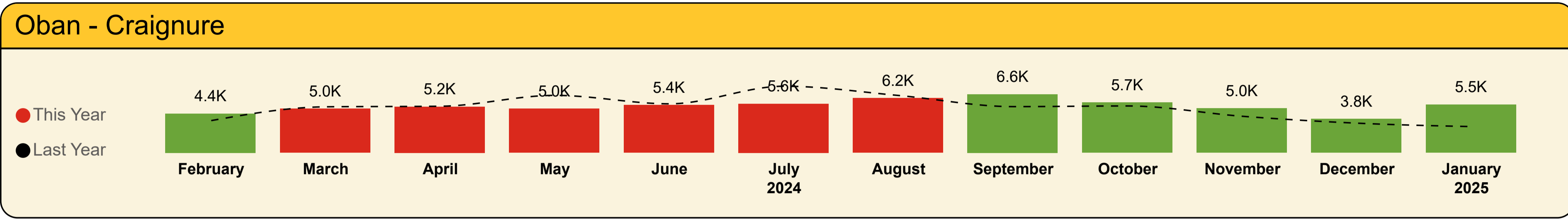


This Month YoY
20
LY: 18 (+11.11%)

YoY
517
LY: 530 (-2.47%)

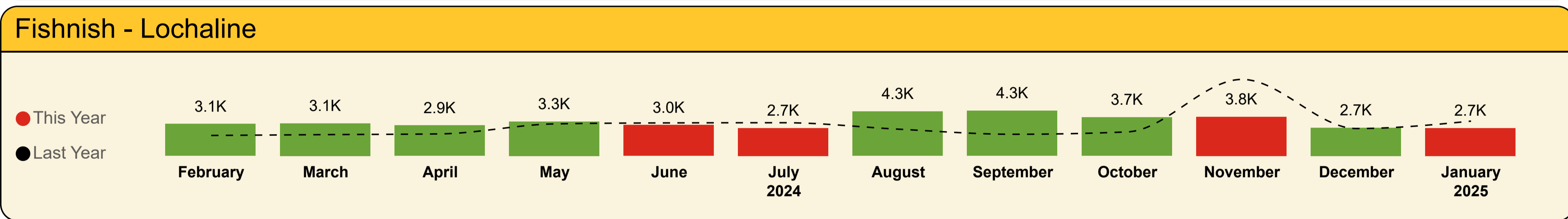


Shipped Commercial Vehicle Metres



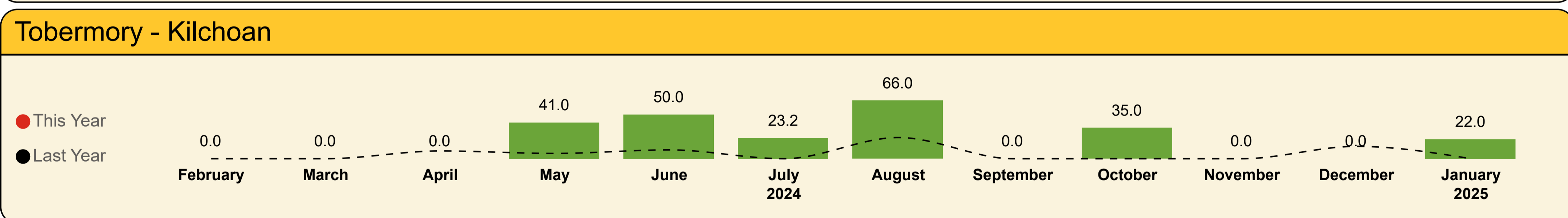
This Month YoY
5.5K
LY: 3.0K (+84.1%)

YoY
63.5K
LY: 61.3K (+3.68%)



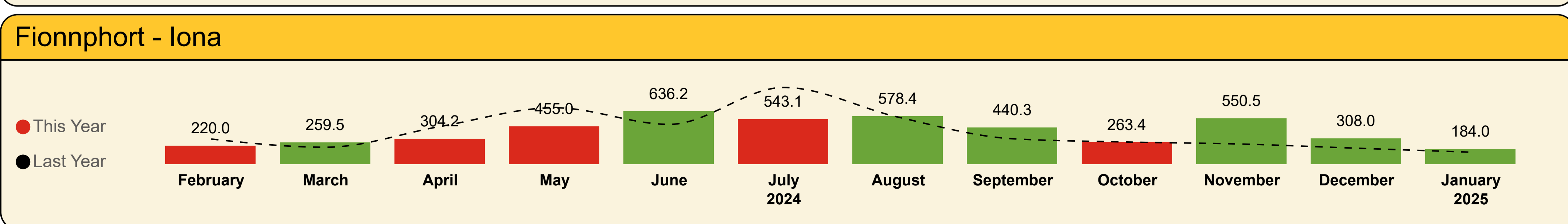
This Month YoY
2.7K
LY: 3.3K (-19.8%)

YoY
39.6K
LY: 35.9K (+10.39%)



This Month YoY
22.0
LY: 0.0

YoY
237.2
LY: 62.8 (+277.71%)



This Month YoY
184.0
LY: 143.0 (+28.67%)

YoY
4.7K
LY: 4.7K (-0.04%)



Mull Total

Contractual Carrying Groups



| | |
|-----------------------|----------------------|
| This Month YoY | YoY |
| 22,324 | 951,415 |
| LY: 19,957 (+11.86%) | LY: 917,798 (+3.66%) |



| | |
|-----------------------|----------------------|
| This Month YoY | YoY |
| 8,727 | 232,611 |
| LY: 7,638 (+14.26%) | LY: 223,560 (+4.05%) |



| | |
|-----------------------|---------------------|
| This Month YoY | YoY |
| 74.10 | 20.27K |
| LY: 37.90 (+95.51%) | LY: 20.66K (-1.91%) |



| | |
|-----------------------|----------------------|
| This Month YoY | YoY |
| 8.35K | 108.07K |
| LY: 6.46K (+29.38%) | LY: 101.92K (+6.03%) |

Passengers

| Year | Month | Last Year | This Year | Variance % |
|--------------|-----------|----------------|----------------|--------------|
| 2024 | February | 26,477 | 27,449 | 3.7 % |
| 2024 | March | 36,503 | 44,099 | 20.8 % |
| 2024 | April | 85,737 | 77,253 | -9.9 % |
| 2024 | May | 116,027 | 127,025 | 9.5 % |
| 2024 | June | 115,848 | 122,760 | 6.0 % |
| 2024 | July | 142,294 | 149,224 | 4.9 % |
| 2024 | August | 153,109 | 141,964 | -7.3 % |
| 2024 | September | 106,510 | 118,382 | 11.1 % |
| 2024 | October | 63,884 | 68,412 | 7.1 % |
| 2024 | November | 28,908 | 30,004 | 3.8 % |
| 2024 | December | 22,543 | 22,519 | -0.1 % |
| 2025 | January | 19,957 | 22,324 | 11.9 % |
| Total | | 917,798 | 951,415 | 3.7 % |

Cars

| Year | Month | Last Year | This Year | Variance % |
|--------------|-----------|----------------|----------------|--------------|
| 2024 | February | 9,745 | 10,260 | 5.3 % |
| 2024 | March | 12,501 | 14,827 | 18.6 % |
| 2024 | April | 20,419 | 19,911 | -2.5 % |
| 2024 | May | 25,684 | 27,005 | 5.1 % |
| 2024 | June | 25,989 | 26,055 | 0.3 % |
| 2024 | July | 28,626 | 29,014 | 1.4 % |
| 2024 | August | 30,242 | 30,397 | 0.5 % |
| 2024 | September | 24,529 | 27,042 | 10.2 % |
| 2024 | October | 17,698 | 19,605 | 10.8 % |
| 2024 | November | 11,504 | 10,914 | -5.1 % |
| 2024 | December | 8,986 | 8,854 | -1.5 % |
| 2025 | January | 7,638 | 8,727 | 14.3 % |
| Total | | 223,560 | 232,611 | 4.0 % |

Coach Metres

| Year | Month | Last Year | This Year | Variance % |
|--------------|-----------|-----------------|-----------------|---------------|
| 2024 | February | 159.6 | 33.8 | -78.8 % |
| 2024 | March | 352.4 | 171.0 | -51.5 % |
| 2024 | April | 1,446.8 | 1,070.0 | -26.0 % |
| 2024 | May | 2,958.1 | 3,239.7 | 9.5 % |
| 2024 | June | 3,993.0 | 3,616.2 | -9.4 % |
| 2024 | July | 3,752.3 | 3,728.1 | -0.6 % |
| 2024 | August | 3,087.4 | 3,339.6 | 8.2 % |
| 2024 | September | 3,231.8 | 3,584.4 | 10.9 % |
| 2024 | October | 1,375.2 | 1,316.8 | -4.2 % |
| 2024 | November | 231.1 | 81.7 | -64.6 % |
| 2024 | December | 39.0 | 14.7 | -62.3 % |
| 2025 | January | 37.9 | 74.1 | 95.5 % |
| Total | | 20,664.7 | 20,270.0 | -1.9 % |

Commercial Vehicle Metres

| Year | Month | Last Year | This Year | Variance % |
|--------------|-----------|------------------|------------------|--------------|
| 2024 | February | 5,915.4 | 7,726.6 | 30.6 % |
| 2024 | March | 7,459.9 | 8,389.8 | 12.5 % |
| 2024 | April | 7,856.7 | 8,471.2 | 7.8 % |
| 2024 | May | 10,271.7 | 8,802.5 | -14.3 % |
| 2024 | June | 9,213.6 | 9,060.8 | -1.7 % |
| 2024 | July | 11,660.7 | 8,796.4 | -24.6 % |
| 2024 | August | 9,655.0 | 11,117.5 | 15.1 % |
| 2024 | September | 7,616.9 | 11,430.1 | 50.1 % |
| 2024 | October | 7,882.0 | 9,710.8 | 23.2 % |
| 2024 | November | 11,739.1 | 9,364.8 | -20.2 % |
| 2024 | December | 6,193.2 | 6,848.0 | 10.6 % |
| 2025 | January | 6,455.9 | 8,352.7 | 29.4 % |
| Total | | 101,920.1 | 108,070.9 | 6.0 % |



This Month YoY
14,842
LY: 12,705 (+16.82%)

YoY
554,594
LY: 551,400 (+0.58%)



This Month YoY
5,691
LY: 4,605 (+23.58%)

YoY
153,127
LY: 149,921 (+2.14%)



This Month YoY
61.10
LY: 19.90 (+207.04%)

YoY
16.21K
LY: 17.06K (-5.02%)



This Month YoY
5.46K
LY: 2.97K (+84.1%)

YoY
63.50K
LY: 61.25K (+3.68%)

Passengers

| Year | Month | Last Year | This Year | Variance % |
|--------------|-----------|----------------|----------------|--------------|
| 2024 | February | 16,805 | 18,788 | 11.8 % |
| 2024 | March | 22,905 | 29,015 | 26.7 % |
| 2024 | April | 53,337 | 45,944 | -13.9 % |
| 2024 | May | 67,465 | 68,862 | 2.1 % |
| 2024 | June | 67,769 | 69,908 | 3.2 % |
| 2024 | July | 82,041 | 84,465 | 3.0 % |
| 2024 | August | 86,283 | 81,085 | -6.0 % |
| 2024 | September | 67,486 | 68,513 | 1.5 % |
| 2024 | October | 40,277 | 40,298 | 0.1 % |
| 2024 | November | 18,864 | 19,213 | 1.9 % |
| 2024 | December | 15,463 | 13,661 | -11.7 % |
| 2025 | January | 12,705 | 14,842 | 16.8 % |
| Total | | 551,400 | 554,594 | 0.6 % |

Cars

| Year | Month | Last Year | This Year | Variance % |
|--------------|-----------|----------------|----------------|--------------|
| 2024 | February | 5,679 | 6,838 | 20.4 % |
| 2024 | March | 7,340 | 10,323 | 40.6 % |
| 2024 | April | 14,521 | 13,749 | -5.3 % |
| 2024 | May | 17,406 | 16,586 | -4.7 % |
| 2024 | June | 17,587 | 17,872 | 1.6 % |
| 2024 | July | 19,224 | 19,723 | 2.6 % |
| 2024 | August | 20,301 | 20,015 | -1.4 % |
| 2024 | September | 18,545 | 18,713 | 0.9 % |
| 2024 | October | 12,065 | 12,295 | 1.9 % |
| 2024 | November | 6,655 | 6,492 | -2.4 % |
| 2024 | December | 5,994 | 4,830 | -19.4 % |
| 2025 | January | 4,605 | 5,691 | 23.6 % |
| Total | | 149,921 | 153,127 | 2.1 % |

Coach Metres

| Year | Month | Last Year | This Year | Variance % |
|--------------|-----------|-----------------|-----------------|---------------|
| 2024 | February | 128.8 | 20.8 | -83.9 % |
| 2024 | March | 308.4 | 122.0 | -60.4 % |
| 2024 | April | 1,292.0 | 856.4 | -33.7 % |
| 2024 | May | 2,299.8 | 2,475.6 | 7.6 % |
| 2024 | June | 3,038.0 | 2,966.1 | -2.4 % |
| 2024 | July | 2,857.3 | 2,989.4 | 4.6 % |
| 2024 | August | 2,868.1 | 2,616.8 | -8.8 % |
| 2024 | September | 2,824.5 | 3,067.6 | 8.6 % |
| 2024 | October | 1,189.8 | 967.3 | -18.7 % |
| 2024 | November | 211.1 | 50.7 | -76.0 % |
| 2024 | December | 27.0 | 14.7 | -45.6 % |
| 2025 | January | 19.9 | 61.1 | 207.0 % |
| Total | | 17,064.7 | 16,208.4 | -5.0 % |

Commercial Vehicle Metres

| Year | Month | Last Year | This Year | Variance % |
|--------------|-----------|-----------------|-----------------|--------------|
| 2024 | February | 3,649.8 | 4,435.5 | 21.5 % |
| 2024 | March | 5,212.5 | 5,001.5 | -4.0 % |
| 2024 | April | 5,278.4 | 5,233.3 | -0.9 % |
| 2024 | May | 6,508.9 | 5,004.1 | -23.1 % |
| 2024 | June | 5,551.5 | 5,408.5 | -2.6 % |
| 2024 | July | 7,548.5 | 5,554.5 | -26.4 % |
| 2024 | August | 6,497.2 | 6,191.8 | -4.7 % |
| 2024 | September | 5,233.9 | 6,640.1 | 26.9 % |
| 2024 | October | 5,308.6 | 5,692.5 | 7.2 % |
| 2024 | November | 4,137.0 | 5,045.7 | 22.0 % |
| 2024 | December | 3,356.1 | 3,830.1 | 14.1 % |
| 2025 | January | 2,968.1 | 5,464.2 | 84.1 % |
| Total | | 61,250.4 | 63,501.8 | 3.7 % |



Fishnish - Lochaline

Contractual Carrying Groups



This Month YoY
4,051
LY: 4,556 (-11.08%)

YoY
130,506
LY: 114,025 (+14.45%)



This Month YoY
2,230
LY: 2,398 (-7.01%)

YoY
59,942
LY: 53,942 (+11.12%)



This Month YoY
13.00
LY: 18.00 (-27.78%)

YoY
3.98K
LY: 3.48K (+14.52%)



This Month YoY
2.68K
LY: 3.34K (-19.8%)

YoY
39.59K
LY: 35.86K (+10.39%)

Passengers

| Year | Month | Last Year | This Year | Variance % |
|--------------|-----------|----------------|----------------|---------------|
| 2024 | February | 5,707 | 4,792 | -16.0 % |
| 2024 | March | 6,885 | 6,484 | -5.8 % |
| 2024 | April | 8,741 | 10,014 | 14.6 % |
| 2024 | May | 12,611 | 17,882 | 41.8 % |
| 2024 | June | 14,153 | 13,958 | -1.4 % |
| 2024 | July | 16,428 | 16,480 | 0.3 % |
| 2024 | August | 15,907 | 19,770 | 24.3 % |
| 2024 | September | 9,430 | 13,142 | 39.4 % |
| 2024 | October | 9,337 | 11,825 | 26.6 % |
| 2024 | November | 5,606 | 6,124 | 9.2 % |
| 2024 | December | 4,664 | 5,984 | 28.3 % |
| 2025 | January | 4,556 | 4,051 | -11.1 % |
| Total | | 114,025 | 130,506 | 14.5 % |

Cars

| Year | Month | Last Year | This Year | Variance % |
|--------------|-----------|---------------|---------------|---------------|
| 2024 | February | 3,239 | 2,637 | -18.6 % |
| 2024 | March | 4,009 | 3,555 | -11.3 % |
| 2024 | April | 3,960 | 4,552 | 14.9 % |
| 2024 | May | 5,790 | 7,880 | 36.1 % |
| 2024 | June | 5,966 | 5,935 | -0.5 % |
| 2024 | July | 6,772 | 6,581 | -2.8 % |
| 2024 | August | 6,727 | 8,136 | 20.9 % |
| 2024 | September | 4,062 | 5,977 | 47.1 % |
| 2024 | October | 4,640 | 5,771 | 24.4 % |
| 2024 | November | 4,027 | 3,423 | -15.0 % |
| 2024 | December | 2,352 | 3,265 | 38.8 % |
| 2025 | January | 2,398 | 2,230 | -7.0 % |
| Total | | 53,942 | 59,942 | 11.1 % |

Coach Metres

| Year | Month | Last Year | This Year | Variance % |
|--------------|-----------|----------------|----------------|---------------|
| 2024 | February | 19.0 | 13.0 | -31.6 % |
| 2024 | March | 44.0 | 49.0 | 11.4 % |
| 2024 | April | 132.3 | 213.6 | 61.5 % |
| 2024 | May | 613.3 | 743.1 | 21.2 % |
| 2024 | June | 914.0 | 643.1 | -29.6 % |
| 2024 | July | 895.0 | 716.7 | -19.9 % |
| 2024 | August | 219.3 | 708.8 | 223.2 % |
| 2024 | September | 406.3 | 502.8 | 23.8 % |
| 2024 | October | 185.4 | 349.5 | 88.5 % |
| 2024 | November | 20.0 | 31.0 | 55.0 % |
| 2024 | December | 12.0 | 0.0 | -100.0 % |
| 2025 | January | 18.0 | 13.0 | -27.8 % |
| Total | | 3,478.7 | 3,983.6 | 14.5 % |

Commercial Vehicle Metres

| Year | Month | Last Year | This Year | Variance % |
|--------------|-----------|-----------------|-----------------|---------------|
| 2024 | February | 1,964.2 | 3,071.1 | 56.4 % |
| 2024 | March | 2,044.6 | 3,128.8 | 53.0 % |
| 2024 | April | 2,116.9 | 2,933.7 | 38.6 % |
| 2024 | May | 3,079.0 | 3,302.4 | 7.3 % |
| 2024 | June | 3,174.0 | 2,966.1 | -6.6 % |
| 2024 | July | 3,190.0 | 2,675.6 | -16.1 % |
| 2024 | August | 2,569.3 | 4,281.3 | 66.6 % |
| 2024 | September | 2,078.5 | 4,349.7 | 109.3 % |
| 2024 | October | 2,307.9 | 3,719.9 | 61.2 % |
| 2024 | November | 7,361.1 | 3,768.7 | -48.8 % |
| 2024 | December | 2,632.1 | 2,709.9 | 3.0 % |
| 2025 | January | 3,344.8 | 2,682.5 | -19.8 % |
| Total | | 35,862.4 | 39,589.4 | 10.4 % |



Tobermory - Kilchoan

Contractual Carrying Groups



| | |
|-----------------------|------------------|
| This Month YoY | YoY |
| 680 | 44,649 |
| LY: 541 (+25.69%) | LY: 45,559 (-2%) |



| | |
|-----------------------|---------------------|
| This Month YoY | YoY |
| 196 | 11,512 |
| LY: 182 (+7.69%) | LY: 11,573 (-0.53%) |



| | |
|-----------------------|----------------------|
| This Month YoY | YoY |
| 0.00 | 78.00 |
| LY: 0.00 | LY: 120.30 (-35.16%) |



| | |
|-----------------------|----------------------|
| This Month YoY | YoY |
| 22.00 | 237.20 |
| LY: 0.00 | LY: 62.80 (+277.71%) |

Passengers

| Year | Month | Last Year | This Year | Variance % |
|--------------|-----------|---------------|---------------|---------------|
| 2024 | February | 950 | 949 | -0.1 % |
| 2024 | March | 1,225 | 1,367 | 11.6 % |
| 2024 | April | 5,062 | 3,924 | -22.5 % |
| 2024 | May | 6,041 | 6,932 | 14.7 % |
| 2024 | June | 6,217 | 5,671 | -8.8 % |
| 2024 | July | 8,359 | 8,513 | 1.8 % |
| 2024 | August | 9,697 | 6,452 | -33.5 % |
| 2024 | September | 4,413 | 5,421 | 22.8 % |
| 2024 | October | 1,730 | 3,016 | 74.3 % |
| 2024 | November | 797 | 1,016 | 27.5 % |
| 2024 | December | 527 | 708 | 34.3 % |
| 2025 | January | 541 | 680 | 25.7 % |
| Total | | 45,559 | 44,649 | -2.0 % |

Cars

| Year | Month | Last Year | This Year | Variance % |
|--------------|-----------|---------------|---------------|---------------|
| 2024 | February | 251 | 274 | 9.2 % |
| 2024 | March | 430 | 271 | -37.0 % |
| 2024 | April | 1,262 | 932 | -26.1 % |
| 2024 | May | 1,723 | 1,838 | 6.7 % |
| 2024 | June | 1,652 | 1,600 | -3.1 % |
| 2024 | July | 1,774 | 1,956 | 10.3 % |
| 2024 | August | 2,398 | 1,402 | -41.5 % |
| 2024 | September | 1,164 | 1,602 | 37.6 % |
| 2024 | October | 358 | 888 | 148.0 % |
| 2024 | November | 212 | 327 | 54.2 % |
| 2024 | December | 167 | 226 | 35.3 % |
| 2025 | January | 182 | 196 | 7.7 % |
| Total | | 11,573 | 11,512 | -0.5 % |

Coach Metres

| Year | Month | Last Year | This Year | Variance % |
|--------------|-----------|--------------|-------------|----------------|
| 2024 | February | 11.8 | 0.0 | -100.0 % |
| 2024 | March | 0.0 | 0.0 | 0.0 % |
| 2024 | April | 22.5 | 0.0 | -100.0 % |
| 2024 | May | 45.0 | 21.0 | -53.3 % |
| 2024 | June | 41.0 | 7.0 | -82.9 % |
| 2024 | July | 0.0 | 22.0 | 0.0 % |
| 2024 | August | 0.0 | 14.0 | 0.0 % |
| 2024 | September | 0.0 | 14.0 | 0.0 % |
| 2024 | October | 0.0 | 0.0 | 0.0 % |
| 2024 | November | 0.0 | 0.0 | 0.0 % |
| 2024 | December | 0.0 | 0.0 | 0.0 % |
| 2025 | January | 0.0 | 0.0 | 0.0 % |
| Total | | 120.3 | 78.0 | -35.2 % |

Commercial Vehicle Metres

| Year | Month | Last Year | This Year | Variance % |
|--------------|-----------|-------------|--------------|----------------|
| 2024 | February | 0.0 | 0.0 | 0.0 % |
| 2024 | March | 0.0 | 0.0 | 0.0 % |
| 2024 | April | 8.8 | 0.0 | -100.0 % |
| 2024 | May | 6.0 | 41.0 | 583.3 % |
| 2024 | June | 10.0 | 50.0 | 400.0 % |
| 2024 | July | 0.0 | 23.2 | 0.0 % |
| 2024 | August | 24.0 | 66.0 | 175.0 % |
| 2024 | September | 0.0 | 0.0 | 0.0 % |
| 2024 | October | 0.0 | 35.0 | 0.0 % |
| 2024 | November | 0.0 | 0.0 | 0.0 % |
| 2024 | December | 14.0 | 0.0 | -100.0 % |
| 2025 | January | 0.0 | 22.0 | 0.0 % |
| Total | | 62.8 | 237.2 | 277.7 % |



| | |
|-----------------------|----------------------|
| This Month YoY | YoY |
| 2,751 | 221,666 |
| LY: 2,155 (+27.66%) | LY: 206,813 (+7.18%) |



| | |
|-----------------------|--------------------|
| This Month YoY | YoY |
| 610 | 8,030 |
| LY: 453 (+34.66%) | LY: 8,123 (-1.15%) |



| | |
|-----------------------|------------------|
| This Month YoY | YoY |
| 0.00 | 0.00 |
| LY: 0.00 | LY: 1.00 (-100%) |



| | |
|-----------------------|--------------------|
| This Month YoY | YoY |
| 184.00 | 4.74K |
| LY: 143.00 (+28.67%) | LY: 4.74K (-0.04%) |

Passengers

| Year | Month | Last Year | This Year | Variance % |
|--------------|-----------|----------------|----------------|--------------|
| 2024 | February | 3,015 | 2,920 | -3.2 % |
| 2024 | March | 5,488 | 7,233 | 31.8 % |
| 2024 | April | 18,597 | 17,371 | -6.6 % |
| 2024 | May | 29,910 | 33,349 | 11.5 % |
| 2024 | June | 27,709 | 33,223 | 19.9 % |
| 2024 | July | 35,466 | 39,766 | 12.1 % |
| 2024 | August | 41,222 | 34,657 | -15.9 % |
| 2024 | September | 25,181 | 31,306 | 24.3 % |
| 2024 | October | 12,540 | 13,273 | 5.8 % |
| 2024 | November | 3,641 | 3,651 | 0.3 % |
| 2024 | December | 1,889 | 2,166 | 14.7 % |
| 2025 | January | 2,155 | 2,751 | 27.7 % |
| Total | | 206,813 | 221,666 | 7.2 % |

Cars

| Year | Month | Last Year | This Year | Variance % |
|--------------|-----------|--------------|--------------|---------------|
| 2024 | February | 576 | 511 | -11.3 % |
| 2024 | March | 722 | 678 | -6.1 % |
| 2024 | April | 676 | 678 | 0.3 % |
| 2024 | May | 765 | 701 | -8.3 % |
| 2024 | June | 784 | 648 | -17.3 % |
| 2024 | July | 856 | 754 | -11.9 % |
| 2024 | August | 816 | 844 | 3.4 % |
| 2024 | September | 758 | 750 | -1.1 % |
| 2024 | October | 635 | 651 | 2.5 % |
| 2024 | November | 610 | 672 | 10.2 % |
| 2024 | December | 473 | 533 | 12.7 % |
| 2025 | January | 453 | 610 | 34.7 % |
| Total | | 8,123 | 8,030 | -1.1 % |

Coach Metres

| Year | Month | Last Year | This Year | Variance % |
|--------------|-----------|------------|------------|-----------------|
| 2024 | February | 0.0 | 0.0 | 0.0 % |
| 2024 | March | 0.0 | 0.0 | 0.0 % |
| 2024 | April | 0.0 | 0.0 | 0.0 % |
| 2024 | May | 0.0 | 0.0 | 0.0 % |
| 2024 | June | 0.0 | 0.0 | 0.0 % |
| 2024 | July | 0.0 | 0.0 | 0.0 % |
| 2024 | August | 0.0 | 0.0 | 0.0 % |
| 2024 | September | 1.0 | 0.0 | -100.0 % |
| 2024 | October | 0.0 | 0.0 | 0.0 % |
| 2024 | November | 0.0 | 0.0 | 0.0 % |
| 2024 | December | 0.0 | 0.0 | 0.0 % |
| 2025 | January | 0.0 | 0.0 | 0.0 % |
| Total | | 1.0 | 0.0 | -100.0 % |

Commercial Vehicle Metres

| Year | Month | Last Year | This Year | Variance % |
|--------------|-----------|----------------|----------------|---------------|
| 2024 | February | 301.4 | 220.0 | -27.0 % |
| 2024 | March | 202.8 | 259.5 | 28.0 % |
| 2024 | April | 452.6 | 304.2 | -32.8 % |
| 2024 | May | 677.8 | 455.0 | -32.9 % |
| 2024 | June | 478.1 | 636.2 | 33.1 % |
| 2024 | July | 922.3 | 543.1 | -41.1 % |
| 2024 | August | 564.5 | 578.4 | 2.5 % |
| 2024 | September | 304.5 | 440.3 | 44.6 % |
| 2024 | October | 265.5 | 263.4 | -0.8 % |
| 2024 | November | 241.0 | 550.5 | 128.4 % |
| 2024 | December | 191.0 | 308.0 | 61.3 % |
| 2025 | January | 143.0 | 184.0 | 28.7 % |
| Total | | 4,744.5 | 4,742.6 | -0.0 % |



Cars



Oban - Craignure

| Year | Month | Last Year | This Year | Var % |
|--------------|-----------|----------------|----------------|---------------|
| 2024 | February | 4,449 | 5,427 | 22.0 % |
| 2024 | March | 5,782 | 8,456 | 46.2 % |
| 2024 | April | 11,531 | 11,289 | -2.1 % |
| 2024 | May | 9,494 | 13,527 | 42.5 % |
| 2024 | June | 11,527 | 15,776 | 36.9 % |
| 2024 | July | 15,940 | 17,559 | 10.2 % |
| 2024 | August | 15,562 | 17,298 | 11.2 % |
| 2024 | September | 14,840 | 14,951 | 0.7 % |
| 2024 | October | 9,352 | 9,613 | 2.8 % |
| 2024 | November | 5,266 | 5,049 | -4.1 % |
| 2024 | December | 4,786 | 3,916 | -18.2 % |
| 2025 | January | 3,674 | 4,387 | 19.4 % |
| Total | | 112,203 | 127,248 | 13.4 % |

Fishnish - Lochaline

| Year | Month | Last Year | This Year | Var % |
|--------------|-----------|---------------|---------------|---------------|
| 2024 | February | 2,742 | 1,719 | -37.3 % |
| 2024 | March | 3,297 | 2,357 | -28.5 % |
| 2024 | April | 3,452 | 3,345 | -3.1 % |
| 2024 | May | 3,337 | 5,959 | 78.6 % |
| 2024 | June | 3,076 | 4,510 | 46.6 % |
| 2024 | July | 3,690 | 4,913 | 33.1 % |
| 2024 | August | 4,694 | 6,193 | 31.9 % |
| 2024 | September | 2,925 | 4,388 | 50.0 % |
| 2024 | October | 3,126 | 3,982 | 27.4 % |
| 2024 | November | 1,707 | 2,293 | 34.3 % |
| 2024 | December | 1,593 | 2,268 | 42.4 % |
| 2025 | January | 1,539 | 1,405 | -8.7 % |
| Total | | 35,178 | 43,332 | 23.2 % |

Tobermory - Kilchoan


| Year | Month | Last Year | This Year | Var % |
|--------------|-----------|--------------|--------------|---------------|
| 2024 | February | 228 | 252 | 10.5 % |
| 2024 | March | 377 | 229 | -39.3 % |
| 2024 | April | 1,034 | 752 | -27.3 % |
| 2024 | May | 1,059 | 1,427 | 34.7 % |
| 2024 | June | 964 | 1,277 | 32.5 % |
| 2024 | July | 1,287 | 1,598 | 24.2 % |
| 2024 | August | 1,809 | 1,127 | -37.7 % |
| 2024 | September | 826 | 1,217 | 47.3 % |
| 2024 | October | 198 | 723 | 265.2 % |
| 2024 | November | 123 | 276 | 124.4 % |
| 2024 | December | 126 | 189 | 50.0 % |
| 2025 | January | 156 | 177 | 13.5 % |
| Total | | 8,187 | 9,244 | 12.9 % |

Fionnphort - Iona

| Year | Month | Last Year | This Year | Var % |
|--------------|-----------|--------------|--------------|---------------|
| 2024 | February | 386 | 87 | -77.5 % |
| 2024 | March | 473 | 74 | -84.4 % |
| 2024 | April | 454 | 76 | -83.3 % |
| 2024 | May | 243 | 106 | -56.4 % |
| 2024 | June | 40 | 85 | 112.5 % |
| 2024 | July | 101 | 202 | 100.0 % |
| 2024 | August | 105 | 379 | 261.0 % |
| 2024 | September | 48 | 350 | 629.2 % |
| 2024 | October | 49 | 263 | 436.7 % |
| 2024 | November | 25 | 298 | 1092.0 % |
| 2024 | December | 48 | 262 | 445.8 % |
| 2025 | January | 79 | 375 | 374.7 % |
| Total | | 2,051 | 2,557 | 24.7 % |



LGVs



Oban - Craignure

| Year | Month | Last Year | This Year | Var % |
|--------------|-----------|---------------|---------------|--------------|
| 2024 | February | 971 | 1,045 | 7.6 % |
| 2024 | March | 1,172 | 1,258 | 7.3 % |
| 2024 | April | 1,648 | 1,190 | -27.8 % |
| 2024 | May | 1,194 | 1,067 | -10.6 % |
| 2024 | June | 948 | 1,230 | 29.7 % |
| 2024 | July | 1,010 | 1,255 | 24.3 % |
| 2024 | August | 1,159 | 1,206 | 4.1 % |
| 2024 | September | 1,179 | 1,170 | -0.8 % |
| 2024 | October | 1,030 | 1,194 | 15.9 % |
| 2024 | November | 867 | 916 | 5.7 % |
| 2024 | December | 807 | 635 | -21.3 % |
| 2025 | January | 686 | 885 | 29.0 % |
| Total | | 12,671 | 13,051 | 3.0 % |

Fishnish - Lochaline

| Year | Month | Last Year | This Year | Var % |
|--------------|-----------|--------------|--------------|----------------|
| 2024 | February | 387 | 429 | 10.9 % |
| 2024 | March | 550 | 423 | -23.1 % |
| 2024 | April | 218 | 458 | 110.1 % |
| 2024 | May | 229 | 907 | 296.1 % |
| 2024 | June | 255 | 650 | 154.9 % |
| 2024 | July | 217 | 902 | 315.7 % |
| 2024 | August | 378 | 936 | 147.6 % |
| 2024 | September | 291 | 711 | 144.3 % |
| 2024 | October | 444 | 886 | 99.5 % |
| 2024 | November | 402 | 824 | 105.0 % |
| 2024 | December | 268 | 771 | 187.7 % |
| 2025 | January | 495 | 698 | 41.0 % |
| Total | | 4,134 | 8,595 | 107.9 % |

Tobermory - Kilchoan

| Year | Month | Last Year | This Year | Var % |
|--------------|-----------|------------|------------|---------------|
| 2024 | February | 10 | 2 | -80.0 % |
| 2024 | March | 16 | 3 | -81.3 % |
| 2024 | April | 34 | 21 | -38.2 % |
| 2024 | May | 14 | 36 | 157.1 % |
| 2024 | June | 16 | 47 | 193.8 % |
| 2024 | July | 9 | 41 | 355.6 % |
| 2024 | August | 50 | 25 | -50.0 % |
| 2024 | September | 30 | 42 | 40.0 % |
| 2024 | October | 12 | 33 | 175.0 % |
| 2024 | November | 2 | 15 | 650.0 % |
| 2024 | December | 10 | 10 | 0.0 % |
| 2025 | January | 3 | 10 | 233.3 % |
| Total | | 206 | 285 | 38.3 % |

Fionnphort - Iona

| Year | Month | Last Year | This Year | Var % |
|--------------|-----------|--------------|--------------|---------------|
| 2024 | February | 179 | 59 | -67.0 % |
| 2024 | March | 228 | 36 | -84.2 % |
| 2024 | April | 215 | 45 | -79.1 % |
| 2024 | May | 119 | 29 | -75.6 % |
| 2024 | June | 17 | 33 | 94.1 % |
| 2024 | July | 25 | 52 | 108.0 % |
| 2024 | August | 50 | 144 | 188.0 % |
| 2024 | September | 34 | 162 | 376.5 % |
| 2024 | October | 32 | 96 | 200.0 % |
| 2024 | November | 28 | 243 | 767.9 % |
| 2024 | December | 59 | 162 | 174.6 % |
| 2025 | January | 45 | 193 | 328.9 % |
| Total | | 1,031 | 1,254 | 21.6 % |



Motorhomes



Oban - Craignure

| Year | Month | Last Year | This Year | Var % |
|--------------|-----------|--------------|---------------|---------------|
| 2024 | February | 98 | 178 | 81.6 % |
| 2024 | March | 176 | 523 | 197.2 % |
| 2024 | April | 1,057 | 1,274 | 20.5 % |
| 2024 | May | 1,088 | 1,885 | 73.3 % |
| 2024 | June | 1,255 | 1,824 | 45.3 % |
| 2024 | July | 1,363 | 1,840 | 35.0 % |
| 2024 | August | 1,624 | 1,797 | 10.7 % |
| 2024 | September | 1,663 | 1,928 | 15.9 % |
| 2024 | October | 785 | 887 | 13.0 % |
| 2024 | November | 196 | 237 | 20.9 % |
| 2024 | December | 141 | 137 | -2.8 % |
| 2025 | January | 103 | 129 | 25.2 % |
| Total | | 9,549 | 12,639 | 32.4 % |

Fishnish - Lochaline

| Year | Month | Last Year | This Year | Var % |
|--------------|-----------|--------------|--------------|----------------|
| 2024 | February | 24 | 37 | 54.2 % |
| 2024 | March | 65 | 103 | 58.5 % |
| 2024 | April | 185 | 368 | 98.9 % |
| 2024 | May | 263 | 948 | 260.5 % |
| 2024 | June | 291 | 541 | 85.9 % |
| 2024 | July | 255 | 567 | 122.4 % |
| 2024 | August | 439 | 738 | 68.1 % |
| 2024 | September | 294 | 557 | 89.5 % |
| 2024 | October | 203 | 407 | 100.5 % |
| 2024 | November | 51 | 80 | 56.9 % |
| 2024 | December | 19 | 54 | 184.2 % |
| 2025 | January | 28 | 25 | -10.7 % |
| Total | | 2,117 | 4,425 | 109.0 % |

Tobermory - Kilchoan


| Year | Month | Last Year | This Year | Var % |
|--------------|-----------|--------------|--------------|---------------|
| 2024 | February | 4 | 2 | -50.0 % |
| 2024 | March | 25 | 17 | -32.0 % |
| 2024 | April | 185 | 129 | -30.3 % |
| 2024 | May | 235 | 394 | 67.7 % |
| 2024 | June | 185 | 283 | 53.0 % |
| 2024 | July | 233 | 290 | 24.5 % |
| 2024 | August | 334 | 237 | -29.0 % |
| 2024 | September | 165 | 312 | 89.1 % |
| 2024 | October | 25 | 108 | 332.0 % |
| 2024 | November | 16 | 11 | -31.3 % |
| 2024 | December | 3 | 9 | 200.0 % |
| 2025 | January | 2 | 2 | 0.0 % |
| Total | | 1,412 | 1,794 | 27.1 % |

Fionnphort - Iona

| Year | Month | Last Year | This Year | Var % |
|--------------|-----------|-----------|-----------|-----------------|
| 2024 | February | 0 | 0 | 0.0 % |
| 2024 | March | 0 | 0 | 0.0 % |
| 2024 | April | 0 | 0 | 0.0 % |
| 2024 | May | 1 | 0 | -100.0 % |
| 2024 | June | 0 | 0 | 0.0 % |
| 2024 | July | 0 | 0 | 0.0 % |
| 2024 | August | 0 | 2 | 0.0 % |
| 2024 | September | 0 | 3 | 0.0 % |
| 2024 | October | 0 | 4 | 0.0 % |
| 2024 | November | 0 | 4 | 0.0 % |
| 2024 | December | 0 | 2 | 0.0 % |
| 2025 | January | 0 | 4 | 0.0 % |
| Total | | 1 | 19 | 1800.0 % |



Reliability & Punctuality



Reliability

| Route | | Fionnphort - Iona | | Fishnish - Lochaline | | Oban - Craignure | | Tobermory - Kilchoan | |
|--------------|-----------|-------------------|--------------|----------------------|--------------|------------------|--------------|----------------------|--------------|
| Year | Month | Contractual | Actual | Contractual | Actual | Contractual | Actual | Contractual | Actual |
| 2024 | February | 100.0% | 94.1% | 99.3% | 99.3% | 99.3% | 88.8% | 100.0% | 98.8% |
| | March | 100.0% | 95.4% | 98.6% | 98.6% | 100.0% | 94.5% | 100.0% | 91.9% |
| | April | 98.9% | 94.7% | 99.8% | 99.8% | 100.0% | 95.0% | 100.0% | 93.6% |
| | May | 99.6% | 99.6% | 99.8% | 99.8% | 100.0% | 96.8% | 100.0% | 98.6% |
| | June | 100.0% | 98.5% | 99.7% | 99.2% | 99.0% | 98.5% | 99.5% | 99.5% |
| | July | 100.0% | 100.0% | 100.0% | 100.0% | 99.7% | 98.1% | 99.5% | 98.1% |
| | August | 99.8% | 97.9% | 100.0% | 100.0% | 99.7% | 95.2% | 99.5% | 92.8% |
| | September | 100.0% | 98.9% | 99.2% | 99.2% | 99.7% | 97.3% | 100.0% | 95.0% |
| | October | 99.7% | 89.8% | 97.2% | 96.1% | 100.0% | 90.1% | 100.0% | 95.2% |
| | November | 100.0% | 94.0% | 99.7% | 98.3% | 99.4% | 92.0% | 100.0% | 96.5% |
| | December | 99.5% | 77.5% | 99.6% | 93.8% | 83.7% | 68.3% | 100.0% | 89.0% |
| | 2025 | January | 99.1% | 81.7% | 100.0% | 95.5% | 99.4% | 95.1% | 97.6% |
| Total | | 99.7% | 95.0% | 99.4% | 98.5% | 98.6% | 93.3% | 99.7% | 95.6% |

Punctuality

| Route | | Fionnphort - Iona | | Fishnish - Lochaline | | Oban - Craignure | | Tobermory - Kilchoan | |
|--------------|-----------|-------------------|--------------|----------------------|--------------|------------------|--------------|----------------------|--------------|
| Year | Month | Contractual | Actual | Contractual | Actual | Contractual | Actual | Contractual | Actual |
| 2024 | February | 99.7% | 92.4% | 99.8% | 99.5% | 99.2% | 79.1% | 100.0% | 93.4% |
| | March | 100.0% | 96.0% | 99.0% | 92.1% | 99.4% | 89.8% | 98.9% | 96.7% |
| | April | 100.0% | 97.8% | 99.7% | 98.4% | 98.4% | 87.8% | 100.0% | 99.2% |
| | May | 99.9% | 97.6% | 99.4% | 97.3% | 98.5% | 86.4% | 93.9% | 88.6% |
| | June | 100.0% | 96.1% | 100.0% | 99.7% | 99.0% | 89.4% | 99.2% | 95.5% |
| | July | 100.0% | 96.6% | 99.6% | 98.4% | 99.7% | 95.5% | 99.8% | 99.0% |
| | August | 100.0% | 97.0% | 99.3% | 95.9% | 98.7% | 87.3% | 99.7% | 98.7% |
| | September | 99.9% | 97.4% | 99.4% | 91.2% | 98.6% | 90.9% | 100.0% | 98.4% |
| | October | 100.0% | 97.8% | 100.0% | 99.7% | 98.6% | 85.3% | 100.0% | 99.1% |
| | November | 99.8% | 97.4% | 99.8% | 99.1% | 98.5% | 92.2% | 98.2% | 91.0% |
| | December | 99.7% | 85.8% | 99.8% | 98.3% | 99.6% | 42.0% | 97.9% | 94.5% |
| | 2025 | January | 100.0% | 94.8% | 100.0% | 99.6% | 98.8% | 80.4% | 100.0% |
| Total | | 99.9% | 96.3% | 99.6% | 97.3% | 98.9% | 85.9% | 98.9% | 96.3% |



Reliability & Punctuality Summary

Summary of Scheduled, Operated, Cancelled & Diverted Sailings by Route and Leg

| Year | Month | Route | Leg | Operated Sailings | Scheduled Sailings | Additional Sailings | Cancelled Sailings | Diverted Sailings |
|--------------|---------|----------------------|--------------------|-------------------|--------------------|---------------------|--------------------|-------------------|
| 2025 | January | Fionnphort - Iona | Fionnphort-Iona | 192 | 229 | 3 | 40 | 0 |
| 2025 | January | Fionnphort - Iona | Iona-Fionnphort | 195 | 240 | 1 | 46 | 0 |
| 2025 | January | Fishnish - Lochaline | Fishnish-Lochaline | 277 | 289 | 1 | 13 | 0 |
| 2025 | January | Fishnish - Lochaline | Lochaline-Fishnish | 277 | 289 | 1 | 13 | 0 |
| 2025 | January | Oban - Craginure | Craginure-Oban | 197 | 174 | 32 | 9 | 0 |
| 2025 | January | Oban - Craginure | Oban-Craginure | 197 | 174 | 31 | 8 | 0 |
| 2025 | January | Tobermory - Kilchoan | Kilchoan-Tobermory | 79 | 85 | 0 | 6 | 0 |
| 2025 | January | Tobermory - Kilchoan | Tobermory-Kilchoan | 79 | 85 | 0 | 6 | 0 |
| Total | | | | 1,493 | 1,565 | 69 | 141 | 0 |

Summary of Cancellations, Lateness & Relief Events by Route and Leg

| Year | Month | Route | Leg | Cancelled Sailings | Cancelled (Relief) | Cancelled (No Relief) | On Time | Level 1 Late | Level 1 (Relief) | Level 1 (No Relief) | Level 2 Late | Level 2 (Relief) | Level 2 (No Relief) |
|--------------|---------|----------------------|--------------------|--------------------|--------------------|-----------------------|--------------|--------------|------------------|---------------------|--------------|------------------|---------------------|
| 2025 | January | Fionnphort - Iona | Fionnphort-Iona | 40 | 38 | 2 | 179 | 3 | 3 | 0 | 7 | 7 | 0 |
| 2025 | January | Fionnphort - Iona | Iona-Fionnphort | 46 | 44 | 2 | 184 | 2 | 2 | 0 | 8 | 8 | 0 |
| 2025 | January | Fishnish - Lochaline | Fishnish-Lochaline | 13 | 13 | 0 | 275 | 1 | 1 | 0 | 0 | 0 | 0 |
| 2025 | January | Fishnish - Lochaline | Lochaline-Fishnish | 13 | 13 | 0 | 275 | 1 | 1 | 0 | 0 | 0 | 0 |
| 2025 | January | Oban - Craginure | Craginure-Oban | 9 | 8 | 1 | 137 | 8 | 7 | 1 | 20 | 19 | 1 |
| 2025 | January | Oban - Craginure | Oban-Craginure | 8 | 7 | 1 | 129 | 17 | 16 | 1 | 20 | 19 | 1 |
| 2025 | January | Tobermory - Kilchoan | Kilchoan-Tobermory | 6 | 4 | 2 | 78 | 0 | 0 | 0 | 1 | 1 | 0 |
| 2025 | January | Tobermory - Kilchoan | Tobermory-Kilchoan | 6 | 4 | 2 | 78 | 1 | 1 | 0 | 0 | 0 | 0 |
| Total | | | | 141 | 131 | 10 | 1,335 | 33 | 31 | 2 | 56 | 54 | 2 |