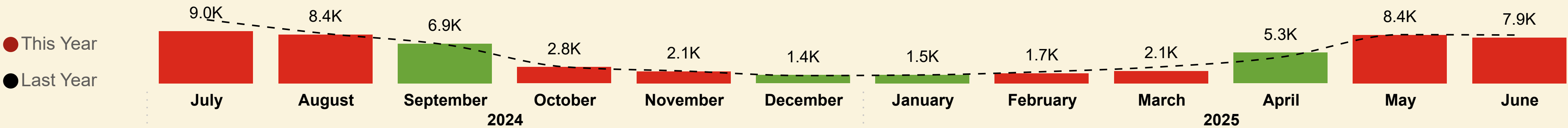




Shipped Passengers

Ardmhor (Barra) - Eriskay



This Month YoY

7,910

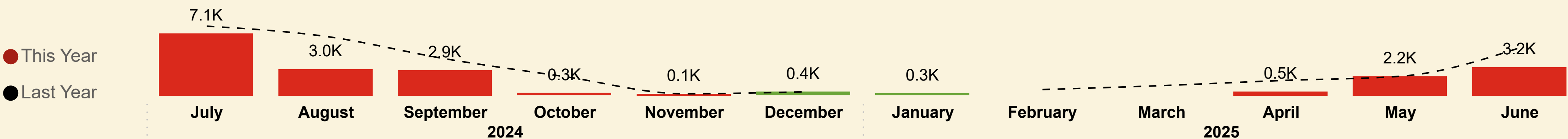
LY: 8,344 (-5.2%)

YoY

57,468

LY: 60,144 (-4.4%)

Mallaig - Lochboisdale



This Month YoY

3,212

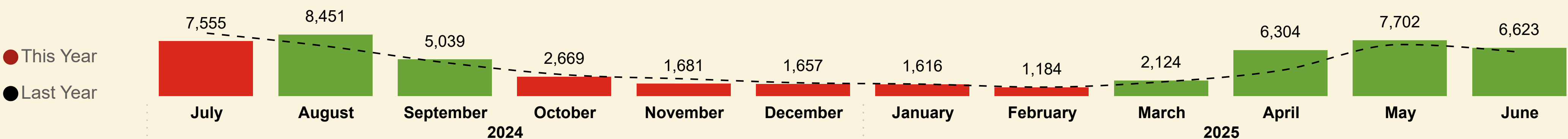
LY: 5,456 (-41.13%)

YoY

19,896

LY: 32,767 (-39.3%)

Oban - Castlebay/Lochboisdale



This Month YoY

6,623

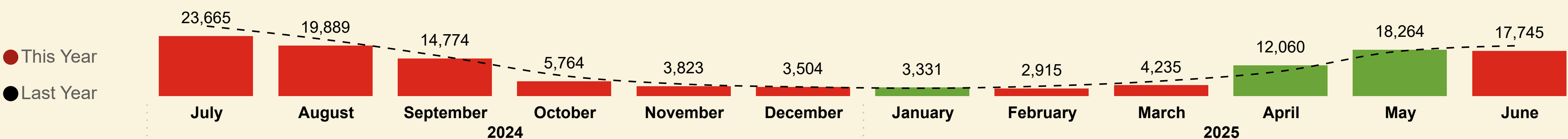
LY: 6,039 (+9.67%)

YoY

52,605

LY: 48,611 (+8.2%)

South Uist Total



This Month YoY

17,745

LY: 19,839 (-10.55%)

YoY

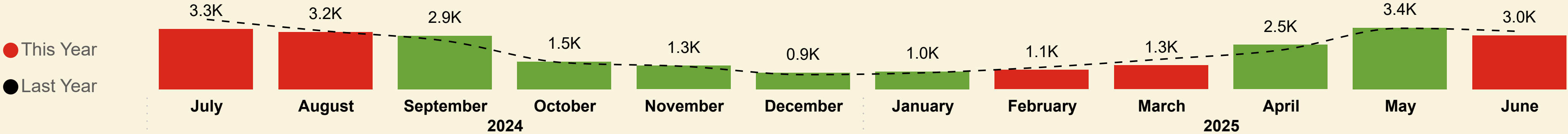
129,969

LY: 141,522 (-8.2%)



Shipped Cars

Ardmhor (Barra) - Eriskay



This Month YoY

2,971

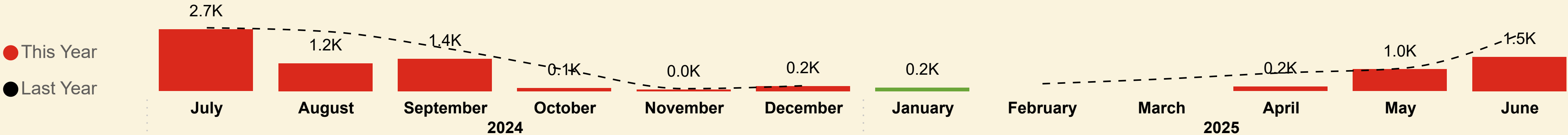
LY: 3,187 (-6.78%)

YoY

25,319

LY: 25,720 (-1.6%)

Mallaig - Lochboisdale



This Month YoY

1,489

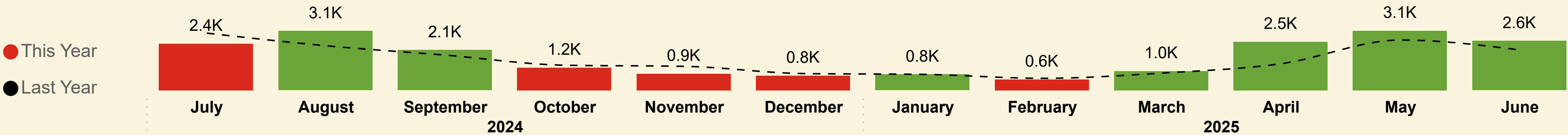
LY: 2,470 (-39.72%)

YoY

8,502

LY: 13,597 (-37.5%)

Oban - Castlebay/Lochboisdale



This Month YoY

2,590

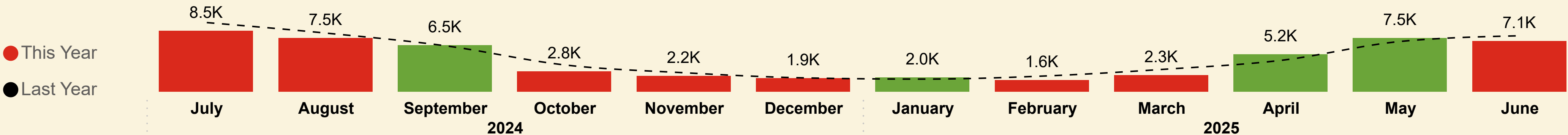
LY: 2,114 (+22.52%)

YoY

21,139

LY: 19,129 (+10.5%)

South Uist Total



This Month YoY

7,050

LY: 7,771 (-9.28%)

YoY

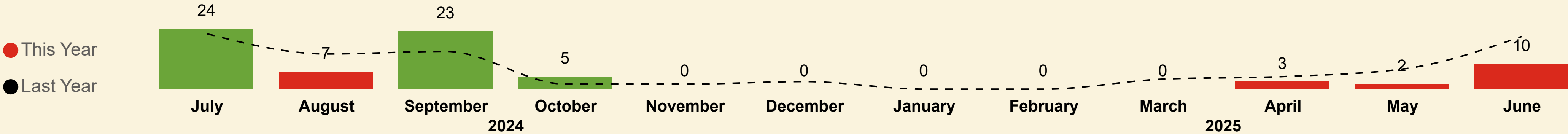
54,960

LY: 58,446 (-6%)



Shipped Coaches

Ardmhor (Barra) - Eriskay



This Month YoY

10

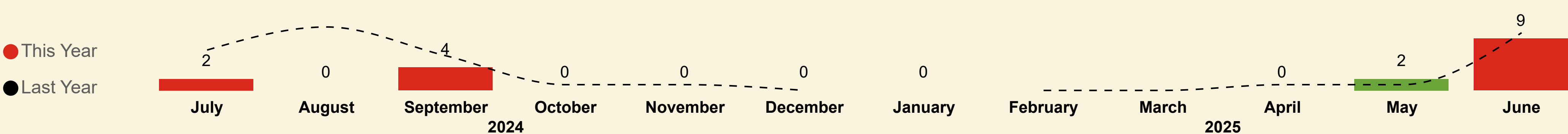
LY: 21 (-52.38%)

YoY

74

LY: 96 (-22.9%)

Mallaig - Lochboisdale



This Month YoY

9

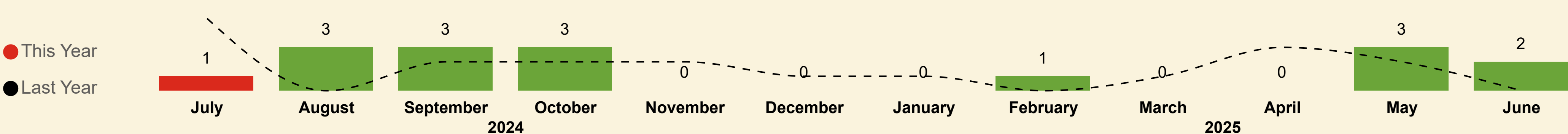
LY: 10 (-10%)

YoY

17

LY: 38 (-55.3%)

Oban - Castlebay/Lochboisdale



This Month YoY

2

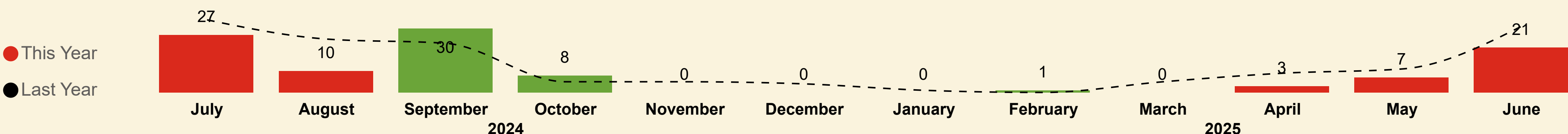
LY: 0

YoY

16

LY: 19 (-15.8%)

South Uist Total



This Month YoY

21

LY: 31 (-32.26%)

YoY

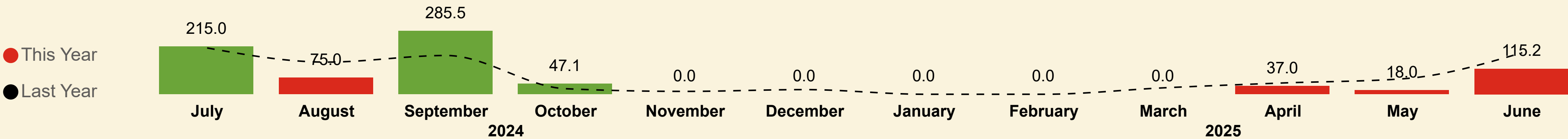
107

LY: 153 (-30.1%)



Shipped Coach Metres

Ardmhor (Barra) - Eriskay



This Month YoY

115.2

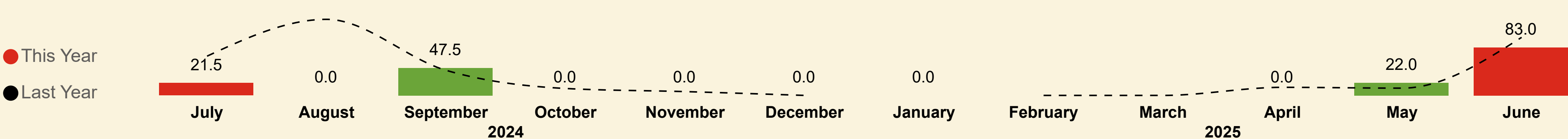
LY: 187.5 (-38.6%)

YoY

792.8

LY: 925.3 (-14.3%)

Mallaig - Lochboisdale



This Month YoY

83.0

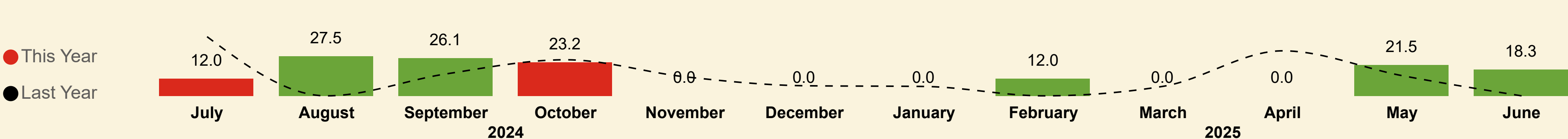
LY: 100.6 (-17.5%)

YoY

174.0

LY: 389.1 (-55.3%)

Oban - Castlebay/Lochboisdale



This Month YoY

18.3

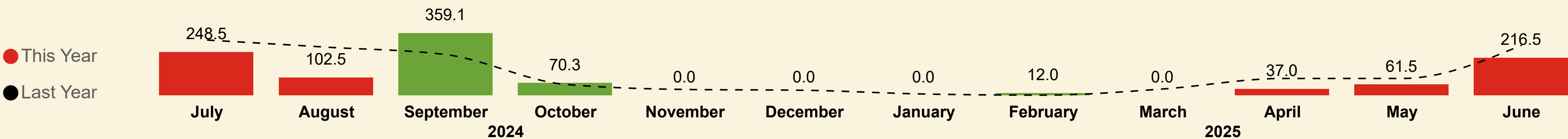
LY: 0.0

YoY

140.6

LY: 159.7 (-12%)

South Uist Total



This Month YoY

216.5

LY: 288.1 (-24.9%)

YoY

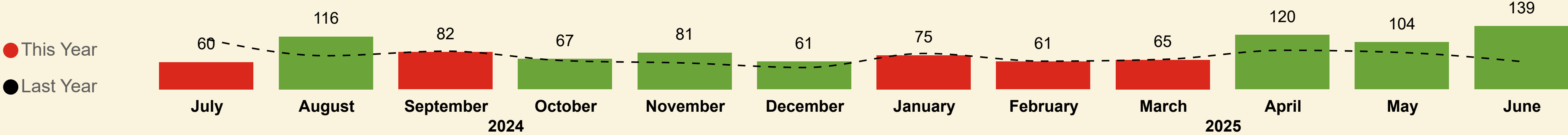
1.1K

LY: 1.5K (-24.9%)



Shipped Commercial Vehicles

Ardmhor (Barra) - Eriskay



This Month YoY

139

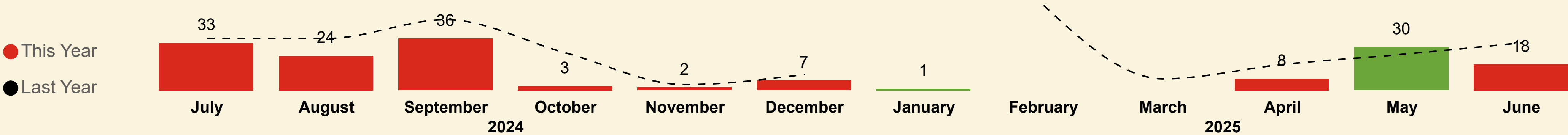
LY: 61 (+127.9%)

YoY

1,031

LY: 872 (+18.2%)

Mallaig - Lochboisdale



This Month YoY

18


LY: 33 (-45.5%)

YoY

162

LY: 305 (-46.9%)

Oban - Castlebay/Lochboisdale



This Month YoY

145

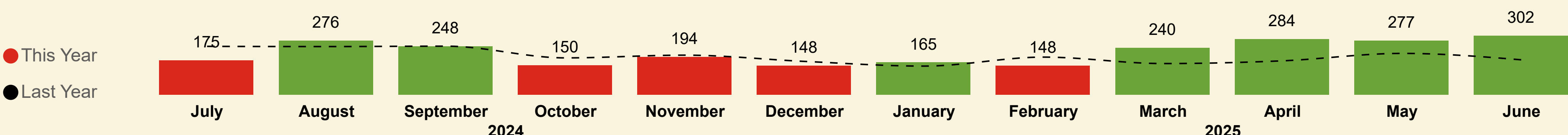
LY: 84 (+72.6%)

YoY

1,414

LY: 1,183 (+19.5%)

South Uist Total



This Month YoY

302

LY: 178 (+69.7%)

YoY

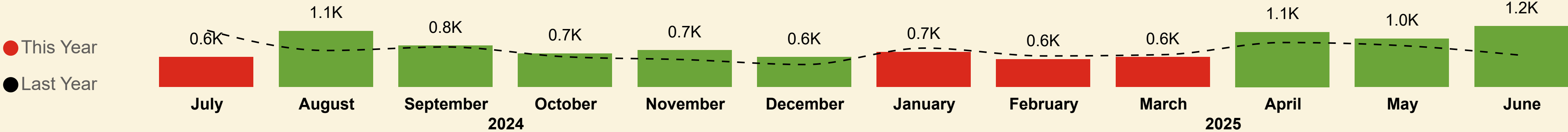
2,607

LY: 2,360 (+10.5%)



Shipped Commercial Vehicle Metres

Ardmhor (Barra) - Eriskay



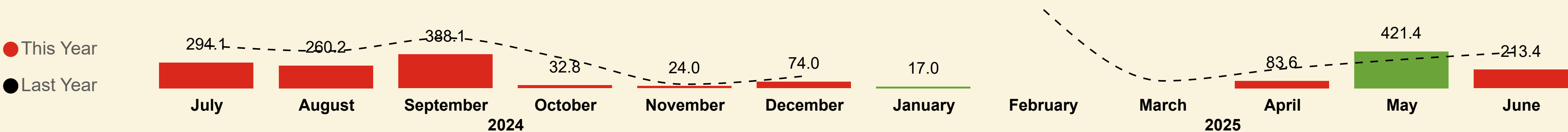
This Month YoY

1.2K
LY: 639.5 (+92.2%)

YoY

9.8K
LY: 8.7K (+11.9%)

Mallaig - Lochboisdale




This Month YoY

213.4
LY: 415.9 (-48.7%)

YoY

1.8K
LY: 4.0K (-54.5%)

Oban - Castlebay/Lochboisdale



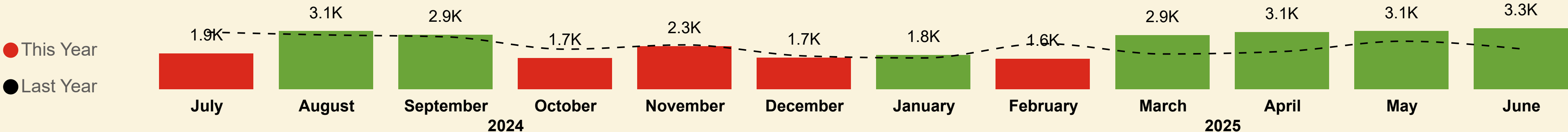
This Month YoY

1.8K
LY: 1.1K (+65.7%)

YoY

17.9K
LY: 15.1K (+18.2%)

South Uist Total



This Month YoY

3.3K
LY: 2.2K (+51.5%)

YoY

29.5K
LY: 27.8K (+5.8%)



South Uist Total

Contractual Carrying Groups



This Month YoY

17,745

LY: 19,839 (-10.6%)

YoY

129,969

LY: 141,522 (-8.2%)



This Month YoY

7,050

LY: 7,771 (-9.3%)

YoY

54,960

LY: 58,446 (-6%)



This Month YoY

216.50

LY: 288.10 (-24.9%)

YoY

1.11K

LY: 1.47K (-24.9%)



This Month YoY

3.27K

LY: 2.16K (+51.5%)

YoY

29.47K

LY: 27.84K (+5.8%)

Passengers

Year	Month	Last Year	This Year	Variance %
2024	July	27,570	23,665	-14.2 %
2024	August	22,198	19,889	-10.4 %
2024	September	15,463	14,774	-4.5 %
2024	October	7,910	5,764	-27.1 %
2024	November	4,663	3,823	-18.0 %
2024	December	3,544	3,504	-1.1 %
2025	January	3,062	3,331	8.8 %
2025	February	3,883	2,915	-24.9 %
2025	March	5,910	4,235	-28.3 %
2025	April	9,775	12,060	23.4 %
2025	May	17,705	18,264	3.2 %
2025	June	19,839	17,745	-10.6 %
Total		141,522	129,969	-8.2 %

Cars

Year	Month	Last Year	This Year	Variance %
2024	July	9,608	8,455	-12.0 %
2024	August	8,140	7,483	-8.1 %
2024	September	6,375	6,466	1.4 %
2024	October	3,706	2,847	-23.2 %
2024	November	2,621	2,198	-16.1 %
2024	December	1,911	1,892	-1.0 %
2025	January	1,738	1,962	12.9 %
2025	February	2,157	1,631	-24.4 %
2025	March	3,084	2,322	-24.7 %
2025	April	4,351	5,193	19.4 %
2025	May	6,984	7,461	6.8 %
2025	June	7,771	7,050	-9.3 %
Total		58,446	54,960	-6.0 %

Coach Metres

Year	Month	Last Year	This Year	Variance %
2024	July	318.0	248.5	-21.9 %
2024	August	276.9	102.5	-63.0 %
2024	September	233.7	359.1	53.7 %
2024	October	62.0	70.3	13.4 %
2024	November	32.8	0.0	-100.0 %
2024	December	28.0	0.0	-100.0 %
2025	January	6.5	0.0	-100.0 %
2025	February	0.0	12.0	0.0 %
2025	March	35.6	0.0	-100.0 %
2025	April	96.2	37.0	-61.5 %
2025	May	96.3	61.5	-36.1 %
2025	June	288.1	216.5	-24.9 %
Total		1,474.1	1,107.4	-24.9 %

Commercial Vehicle Metres

Year	Month	Last Year	This Year	Variance %
2024	July	3,062.3	1,911.0	-37.6 %
2024	August	2,911.9	3,119.8	7.1 %
2024	September	2,808.6	2,933.4	4.4 %
2024	October	2,145.4	1,667.6	-22.3 %
2024	November	2,376.0	2,306.3	-2.9 %
2024	December	1,781.9	1,693.8	-4.9 %
2025	January	1,674.4	1,836.8	9.7 %
2025	February	2,442.6	1,634.0	-33.1 %
2025	March	1,887.5	2,907.6	54.0 %
2025	April	2,021.2	3,066.5	51.7 %
2025	May	2,573.5	3,118.7	21.2 %
2025	June	2,159.5	3,271.4	51.5 %
Total		27,844.8	29,466.9	5.8 %



Ardmhor (Barra) - Eriskay

Contractual Carrying Groups



This Month YoY

7,910

LY: 8,344 (-5.2%)

YoY

57,468

LY: 60,144 (-4.4%)



This Month YoY

2,971

LY: 3,187 (-6.8%)

YoY

25,319

LY: 25,720 (-1.6%)



This Month YoY

115.20

LY: 187.50 (-38.6%)

YoY

792.80

LY: 925.30 (-14.3%)



This Month YoY

1.23K

LY: 639.50 (+92.2%)

YoY

9.79K

LY: 8.75K (+11.9%)

Passengers

Year	Month	Last Year	This Year	Variance %
2024	July	10,994	9,019	-18.0 %
2024	August	8,594	8,424	-2.0 %
2024	September	6,685	6,853	2.5 %
2024	October	2,836	2,795	-1.4 %
2024	November	2,112	2,060	-2.5 %
2024	December	1,331	1,426	7.1 %
2025	January	1,441	1,462	1.5 %
2025	February	1,996	1,731	-13.3 %
2025	March	2,852	2,111	-26.0 %
2025	April	4,541	5,297	16.6 %
2025	May	8,418	8,380	-0.5 %
2025	June	8,344	7,910	-5.2 %
Total		60,144	57,468	-4.4 %

Cars

Year	Month	Last Year	This Year	Variance %
2024	July	3,851	3,324	-13.7 %
2024	August	3,206	3,161	-1.4 %
2024	September	2,665	2,947	10.6 %
2024	October	1,458	1,522	4.4 %
2024	November	1,259	1,295	2.9 %
2024	December	801	909	13.5 %
2025	January	904	968	7.1 %
2025	February	1,209	1,066	-11.8 %
2025	March	1,656	1,314	-20.7 %
2025	April	2,162	2,452	13.4 %
2025	May	3,362	3,390	0.8 %
2025	June	3,187	2,971	-6.8 %
Total		25,720	25,319	-1.6 %

Coach Metres

Year	Month	Last Year	This Year	Variance %
2024	July	209.0	215.0	2.9 %
2024	August	145.1	75.0	-48.3 %
2024	September	175.0	285.5	63.1 %
2024	October	25.0	47.1	88.4 %
2024	November	13.0	0.0	-100.0 %
2024	December	21.0	0.0	-100.0 %
2025	January	0.0	0.0	0.0 %
2025	February	0.0	0.0	0.0 %
2025	March	29.0	0.0	-100.0 %
2025	April	51.0	37.0	-27.5 %
2025	May	69.7	18.0	-74.2 %
2025	June	187.5	115.2	-38.6 %
Total		925.3	792.8	-14.3 %

Commercial Vehicle Metres

Year	Month	Last Year	This Year	Variance %
2024	July	1,144.3	604.5	-47.2 %
2024	August	737.7	1,130.2	53.2 %
2024	September	808.5	836.5	3.5 %
2024	October	610.5	676.6	10.8 %
2024	November	553.0	745.0	34.7 %
2024	December	454.5	606.5	33.4 %
2025	January	786.0	707.5	-10.0 %
2025	February	628.0	561.7	-10.6 %
2025	March	654.0	605.0	-7.5 %
2025	April	898.5	1,109.7	23.5 %
2025	May	835.0	976.3	16.9 %
2025	June	639.5	1,229.0	92.2 %
Total		8,749.5	9,788.5	11.9 %

Mallaig - Lochboisdale

Contractual Carrying Groups



This Month YoY

3,212

LY: 5,456 (-41.1%)

YoY

19,896

LY: 32,767 (-39.3%)



This Month YoY

1,489

LY: 2,470 (-39.7%)

YoY

8,502

LY: 13,597 (-37.5%)



This Month YoY

83.0

LY: 100.6 (-17.5%)

YoY

174.0

LY: 389.1 (-55.3%)



This Month YoY

213.4

LY: 415.9 (-48.7%)

YoY

1.8K

LY: 4.0K (-54.5%)

Passengers				
Year	Month	Last Year	This Year	Variance %
2024	July	7,915	7,091	-10.4 %
2024	August	6,744	3,014	-55.3 %
2024	September	4,185	2,882	-31.1 %
2024	October	2,150	300	-86.0 %
2024	November	196	82	-58.2 %
2024	December	417	421	1.0 %
2025	January		253	
2025	February	674		-100.0 %
2025	March	1,126		-100.0 %
2025	April	1,707	459	-73.1 %
2025	May	2,197	2,182	-0.7 %
2025	June	5,456	3,212	-41.1 %
Total		32,767	19,896	-39.3 %

Cars				
Year	Month	Last Year	This Year	Variance %
2024	July	2,759	2,693	-2.4 %
2024	August	2,599	1,213	-53.3 %
2024	September	1,867	1,405	-24.7 %
2024	October	934	135	-85.5 %
2024	November	106	44	-58.5 %
2024	December	234	216	-7.7 %
2025	January		156	0.0 %
2025	February	321		-100.0 %
2025	March	526		-100.0 %
2025	April	794	198	-75.1 %
2025	May	987	953	-3.4 %
2025	June	2,470	1,489	-39.7 %
Total		13,597	8,502	-37.5 %

Coach Metres				
Year	Month	Last Year	This Year	Variance %
2024	July	68.0	21.5	-68.4 %
2024	August	131.8	0.0	-100.0 %
2024	September	43.5	47.5	9.2 %
2024	October	12.0	0.0	-100.0 %
2024	November	6.6	0.0	-100.0 %
2024	December	0.0	0.0	0.0 %
2025	January		0.0	0.0 %
2025	February	0.0		0.0 %
2025	March	0.0		0.0 %
2025	April	14.0	0.0	-100.0 %
2025	May	12.6	22.0	74.6 %
2025	June	100.6	83.0	-17.5 %
Total		389.1	174.0	-55.3 %

Commercial Vehicle Metres				
Year	Month	Last Year	This Year	Variance %
2024	July	488.0	294.1	-39.7 %
2024	August	427.5	260.2	-39.1 %
2024	September	576.8	388.1	-32.7 %
2024	October	339.2	32.8	-90.3 %
2024	November	45.5	24.0	-47.3 %
2024	December	140.2	74.0	-47.2 %
2025	January		17.0	0.0 %
2025	February	902.5		-100.0 %
2025	March	84.4		-100.0 %
2025	April	223.0	83.6	-62.5 %
2025	May	329.9	421.4	27.7 %
2025	June	415.9	213.4	-48.7 %
Total		3,972.9	1,808.5	-54.5 %



Oban - Castlebay/Lochboisdale

Contractual Carrying Groups



This Month YoY

6,623

LY: 6,039 (+9.7%)

YoY

52,605

LY: 48,611 (+8.2%)



This Month YoY

2,590

LY: 2,114 (+22.5%)

YoY

21,139

LY: 19,129 (+10.5%)



This Month YoY

18.3

LY: 0.0

YoY

140.6

LY: 159.7 (-12%)



This Month YoY

1.8K

LY: 1.1K (+65.7%)

YoY

17.9K

LY: 15.1K (+18.2%)

Passengers

Year	Month	Last Year	This Year	Variance %
2024	July	8,661	7,555	-12.8 %
2024	August	6,860	8,451	23.2 %
2024	September	4,593	5,039	9.7 %
2024	October	2,924	2,669	-8.7 %
2024	November	2,355	1,681	-28.6 %
2024	December	1,796	1,657	-7.7 %
2025	January	1,621	1,616	-0.3 %
2025	February	1,213	1,184	-2.4 %
2025	March	1,932	2,124	9.9 %
2025	April	3,527	6,304	78.7 %
2025	May	7,090	7,702	8.6 %
2025	June	6,039	6,623	9.7 %
Total		48,611	52,605	8.2 %

Cars

Year	Month	Last Year	This Year	Variance %
2024	July	2,998	2,438	-18.7 %
2024	August	2,335	3,109	33.1 %
2024	September	1,843	2,114	14.7 %
2024	October	1,314	1,190	-9.4 %
2024	November	1,256	859	-31.6 %
2024	December	876	767	-12.4 %
2025	January	834	838	0.5 %
2025	February	627	565	-9.9 %
2025	March	902	1,008	11.8 %
2025	April	1,395	2,543	82.3 %
2025	May	2,635	3,118	18.3 %
2025	June	2,114	2,590	22.5 %
Total		19,129	21,139	10.5 %

Coach Metres

Year	Month	Last Year	This Year	Variance %
2024	July	41.0	12.0	-70.7 %
2024	August	0.0	27.5	0.0 %
2024	September	15.2	26.1	71.7 %
2024	October	25.0	23.2	-7.2 %
2024	November	13.2	0.0	-100.0 %
2024	December	7.0	0.0	-100.0 %
2025	January	6.5	0.0	-100.0 %
2025	February	0.0	12.0	0.0 %
2025	March	6.6	0.0	-100.0 %
2025	April	31.2	0.0	-100.0 %
2025	May	14.0	21.5	53.6 %
2025	June	0.0	18.3	0.0 %
Total		159.7	140.6	-12.0 %

Commercial Vehicle Metres

Year	Month	Last Year	This Year	Variance %
2024	July	1,430.0	1,012.4	-29.2 %
2024	August	1,746.7	1,729.4	-1.0 %
2024	September	1,423.3	1,708.8	20.1 %
2024	October	1,195.7	958.2	-19.9 %
2024	November	1,777.5	1,537.3	-13.5 %
2024	December	1,187.2	1,013.3	-14.6 %
2025	January	888.4	1,112.3	25.2 %
2025	February	912.1	1,072.3	17.6 %
2025	March	1,149.1	2,302.6	100.4 %
2025	April	899.7	1,873.2	108.2 %
2025	May	1,408.6	1,721.0	22.2 %
2025	June	1,104.1	1,829.0	65.7 %
Total		15,122.4	17,869.8	18.2 %



Cars



Ardmhor (Barra) - Eriskay

Year	Month	Last Year	This Year	Var %
2024	July	1,245	1,592	27.9 %
2024	August	1,290	1,939	50.3 %
2024	September	971	1,389	43.0 %
2024	October	586	822	40.3 %
2024	November	561	672	19.8 %
2024	December	355	360	1.4 %
2025	January	466	616	32.2 %
2025	February	527	700	32.8 %
2025	March	761	866	13.8 %
2025	April	1,158	1,536	32.6 %
2025	May	1,292	1,911	47.9 %
2025	June	1,528	1,869	22.3 %
Total		10,740	14,272	32.9 %

Mallaig - Lochboisdale


Year	Month	Last Year	This Year	Var %
2024	July	2,130	2,272	6.7 %
2024	August	1,901	978	-48.6 %
2024	September	1,446	1,131	-21.8 %
2024	October	708	106	-85.0 %
2024	November	80	33	-58.8 %
2024	December	184	187	1.6 %
2025	January		137	0.0 %
2025	February	294		-100.0 %
2025	March	423		-100.0 %
2025	April	662	160	-75.8 %
2025	May	1,087	748	-31.2 %
2025	June	1,889	1,160	-38.6 %
Total		10,804	6,912	-36.0 %

Oban - Castlebay/Lochboisdale

Year	Month	Last Year	This Year	Var %
2024	July	1,854	2,030	9.5 %
2024	August	1,203	2,179	81.1 %
2024	September	1,088	1,410	29.6 %
2024	October	988	896	-9.3 %
2024	November	972	615	-36.7 %
2024	December	741	627	-15.4 %
2025	January	688	619	-10.0 %
2025	February	519	415	-20.0 %
2025	March	727	732	0.7 %
2025	April	1,223	1,855	51.7 %
2025	May	1,792	2,112	17.9 %
2025	June	1,664	1,819	9.3 %
Total		13,459	15,309	13.7 %



LGVs



Ardmhor (Barra) - Eriskay				
Year	Month	Last Year	This Year	Var %
2024	July	126	185	46.8 %
2024	August	145	211	45.5 %
2024	September	103	211	104.9 %
2024	October	105	151	43.8 %
2024	November	165	158	-4.2 %
2024	December	119	99	-16.8 %
2025	January	138	178	29.0 %
2025	February	158	203	28.5 %
2025	March	218	248	13.8 %
2025	April	203	279	37.4 %
2025	May	165	228	38.2 %
2025	June	167	234	40.1 %
Total		1,812	2,385	31.6 %

Mallaig - Lochboisdale				
Year	Month	Last Year	This Year	Var %
2024	July	148	146	-1.4 %
2024	August	154	66	-57.1 %
2024	September	124	114	-8.1 %
2024	October	78	10	-87.2 %
2024	November	15	9	-40.0 %
2024	December	23	14	-39.1 %
2025	January		5	0.0 %
2025	February	42		-100.0 %
2025	March	51		-100.0 %
2025	April	56	11	-80.4 %
2025	May	102	53	-48.0 %
2025	June	183	81	-55.7 %
Total		976	509	-47.8 %

Oban - Castlebay/Lochboisdale				
Year	Month	Last Year	This Year	Var %
2024	July	163	160	-1.8 %
2024	August	129	144	11.6 %
2024	September	117	183	56.4 %
2024	October	129	126	-2.3 %
2024	November	151	135	-10.6 %
2024	December	86	98	14.0 %
2025	January	79	123	55.7 %
2025	February	88	81	-8.0 %
2025	March	109	141	29.4 %
2025	April	139	233	67.6 %
2025	May	194	200	3.1 %
2025	June	153	168	9.8 %
Total		1,537	1,792	16.6 %



Motorhomes



Ardmhor (Barra) - Eriskay				
Year	Month	Last Year	This Year	Var %
2024	July	210	358	70.5 %
2024	August	234	390	66.7 %
2024	September	256	416	62.5 %
2024	October	49	69	40.8 %
2024	November	13	18	38.5 %
2024	December	3	10	233.3 %
2025	January	13	4	-69.2 %
2025	February	8	11	37.5 %
2025	March	51	38	-25.5 %
2025	April	212	322	51.9 %
2025	May	513	775	51.1 %
2025	June	415	544	31.1 %
Total		1,977	2,955	49.5 %

Mallaig - Lochboisdale				
Year	Month	Last Year	This Year	Var %
2024	July	161	205	27.3 %
2024	August	202	76	-62.4 %
2024	September	202	151	-25.2 %
2024	October	29	6	-79.3 %
2024	November	0	3	0.0 %
2024	December	4	6	50.0 %
2025	January		6	0.0 %
2025	February	1		-100.0 %
2025	March	27		-100.0 %
2025	April	37	16	-56.8 %
2025	May	144	116	-19.4 %
2025	June	226	165	-27.0 %
Total		1,033	750	-27.4 %

Oban - Castlebay/Lochboisdale				
Year	Month	Last Year	This Year	Var %
2024	July	307	416	35.5 %
2024	August	236	449	90.3 %
2024	September	281	385	37.0 %
2024	October	64	80	25.0 %
2024	November	26	23	-11.5 %
2024	December	11	7	-36.4 %
2025	January	17	10	-41.2 %
2025	February	15	12	-20.0 %
2025	March	49	52	6.1 %
2025	April	245	418	70.6 %
2025	May	697	791	13.5 %
2025	June	459	529	15.3 %
Total		2,407	3,172	31.8 %



Reliability & Punctuality



Reliability

Route		Ardmhor (Barra) - Eriskay		Mallaig - Lochboisdale		Oban - Castlebay/Lochboisdale	
Year	Month	Contractual	Actual	Contractual	Actual	Contractual	Actual
2024	July	95.8%	95.5%	100.0%	89.3%	100.0%	96.8%
	August	98.7%	94.7%	53.5%	43.0%	100.0%	96.8%
	September	98.7%	91.9%	100.0%	65.5%	100.0%	96.7%
	October	98.3%	81.0%	100.0%	9.4%	100.0%	80.4%
	November	100.0%	87.7%	100.0%	25.0%	56.4%	43.6%
	December	99.6%	77.1%	59.5%	28.6%	100.0%	84.1%
2025	January	98.5%	88.8%	100.0%	75.0%	100.0%	81.3%
	February	99.2%	75.8%	100.0%	100.0%	85.5%	47.4%
	March	89.8%	82.7%	100.0%	0.0%	100.0%	55.7%
	April	100.0%	99.3%	63.2%	31.6%	100.0%	98.9%
	May	100.0%	98.1%	100.0%	63.0%	96.7%	90.0%
	June	100.0%	95.2%	96.4%	82.1%	94.9%	92.3%
Total		98.2%	89.3%	85.9%	53.7%	94.0%	79.4%



Punctuality

Route		Ardmhor (Barra) - Eriskay		Mallaig - Lochboisdale		Oban - Castlebay/Lochboisdale	
Year	Month	Contractual	Actual	Contractual	Actual	Contractual	Actual
2024	July	98.0%	95.6%	97.3%	78.7%	93.3%	83.3%
	August	100.0%	100.0%	89.2%	75.7%	96.7%	85.0%
	September	100.0%	100.0%	98.2%	76.4%	100.0%	93.1%
	October	100.0%	98.8%	100.0%	16.7%	100.0%	84.4%
	November	100.0%	98.8%	100.0%	50.0%	97.1%	97.1%
	December	99.5%	97.5%	100.0%	66.7%	94.6%	70.3%
2025	January	99.6%	98.3%	100.0%	100.0%	96.9%	75.4%
	February	100.0%	97.9%	100.0%	100.0%	88.9%	55.6%
	March	99.6%	97.4%	100.0%	100.0%	100.0%	55.1%
	April	99.7%	98.6%	100.0%	33.3%	95.6%	86.8%
	May	100.0%	100.0%	100.0%	51.7%	92.6%	86.4%
	June	100.0%	99.6%	100.0%	91.3%	97.2%	91.7%
Total		99.7%	98.6%	97.5%	73.3%	96.1%	81.8%



Reliability & Punctuality Summary

Summary of Scheduled, Operated, Cancelled & Diverted Sailings by Route & Leg								
Year	Month	Route	Leg	Operated Sailings	Scheduled Sailings	Additional Sailings	Cancelled Sailings	Diverted Sailings
2025	June	Ardmhor (Barra) - Eriskay	Ardmhor-Eriskay	144	147	4	7	0
2025	June	Ardmhor (Barra) - Eriskay	Eriskay-Ardmhor	144	147	4	7	0
2025	June	Mallaig - Lochboisdale	Lochboisdale-Mallaig	24	28	1	5	0
2025	June	Mallaig - Lochboisdale	Mallaig-Lochboisdale	24	28	1	5	0
2025	June	Oban - Castlebay/Lochboisdale	Castlebay-Lochboisdale	1		1	0	0
2025	June	Oban - Castlebay/Lochboisdale	Castlebay-Oban	30	30	0	0	0
2025	June	Oban - Castlebay/Lochboisdale	Lochboisdale-Oban	6	9	0	3	0
2025	June	Oban - Castlebay/Lochboisdale	Oban-Castlebay	31	31	0	0	1
2025	June	Oban - Castlebay/Lochboisdale	Oban-Lochboisdale	5	8	0	3	0
Total				409	428	11	30	1



Reliability & Punctuality Summary

Summary of Cancellations, Lateness & Relief Events
by Route & Leg

Year	Month	Route	Leg	Cancelled Sailings	Cancelled (Relief)	Cancelled (No Relief)	On Time	Level 1 Late	Level 1 (Relief)	Level 1 (No Relief)	Level 2 Late	Level 2 (Relief)	Level 2 (No Relief)
2025	June	Ardmhor (Barra) - Eriskay	Ardmhor-Eriskay	7	7	0	140	0	0	0	0	0	0
2025	June	Ardmhor (Barra) - Eriskay	Eriskay-Ardmhor	7	7	0	139	0	0	0	1	1	0
2025	June	Mallaig - Lochboisdale	Lochboisdale-Mallaig	5	4	1	22	1	1	0	0	0	0
2025	June	Mallaig - Lochboisdale	Mallaig-Lochboisdale	5	4	1	20	3	3	0	0	0	0
2025	June	Oban - Castlebay/Lochboisdale	Castlebay-Lochboisdale	0	0	0	0	0	0	0	0	0	0
2025	June	Oban - Castlebay/Lochboisdale	Castlebay-Oban	0	0	0	29	0	0	0	1	1	0
2025	June	Oban - Castlebay/Lochboisdale	Lochboisdale-Oban	3	1	2	6	0	0	0	0	0	0
2025	June	Oban - Castlebay/Lochboisdale	Oban-Castlebay	0	0	0	26	3	2	1	2	1	1
2025	June	Oban - Castlebay/Lochboisdale	Oban-Lochboisdale	3	1	2	5	0	0	0	0	0	0
Total				30	24	6	387	7	6	1	4	3	1