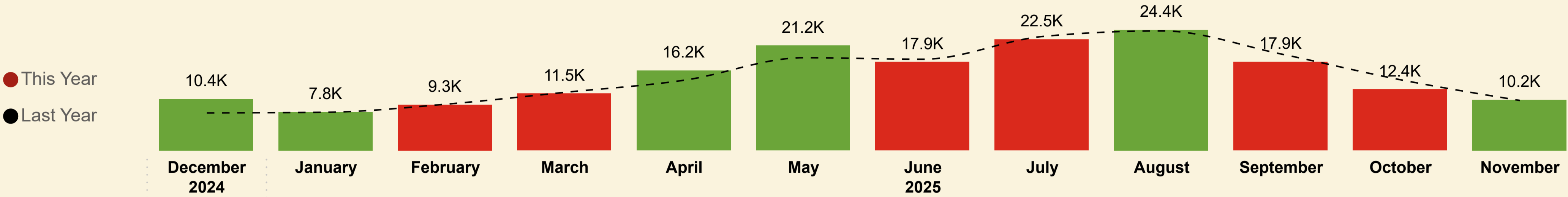




Shipped Passengers

Colintraive - Rhubodach



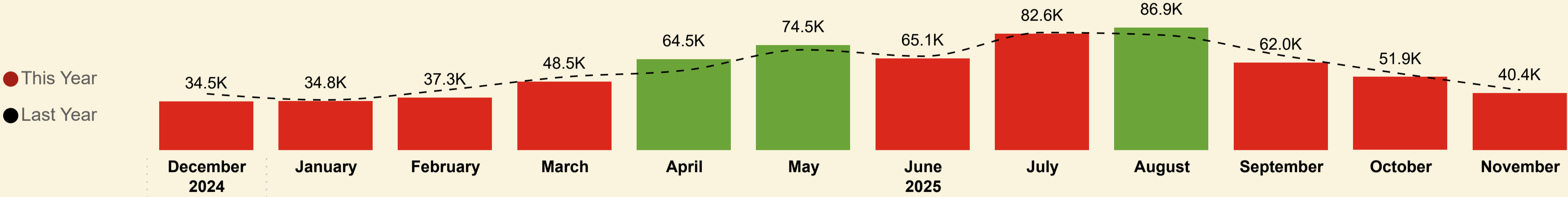
This Month YoY

10,237
LY: 10,108 (+1.28%)

YoY

181,623
LY: 178,966 (+1.5%)

Wemyss Bay - Rothesay



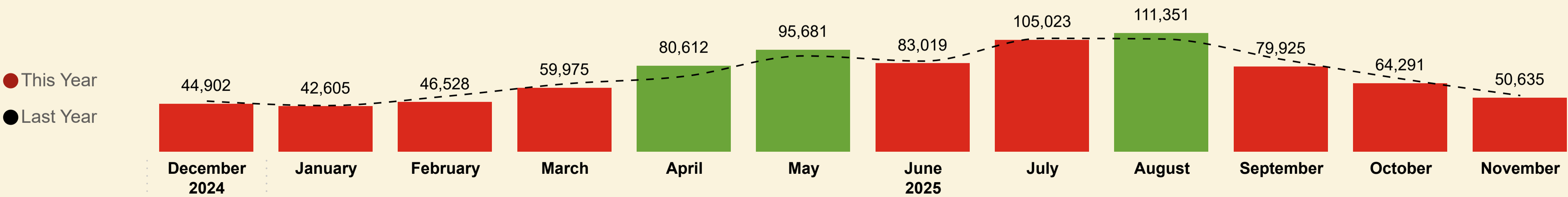
This Month YoY

40,398
LY: 42,538 (-5.03%)

YoY

682,924
LY: 693,054 (-1.5%)

Bute Total



This Month YoY

50,635
LY: 52,646 (-3.82%)

YoY

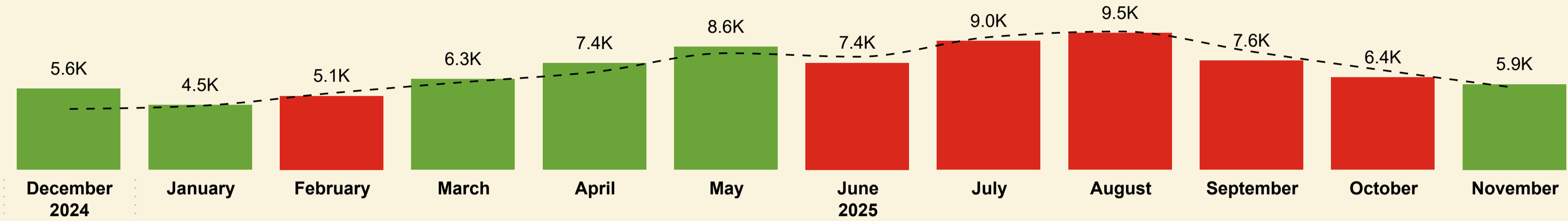
864,547
LY: 872,020 (-0.9%)



Shipped Cars

Colintraive - Rhubodach

● This Year
● Last Year



This Month YoY

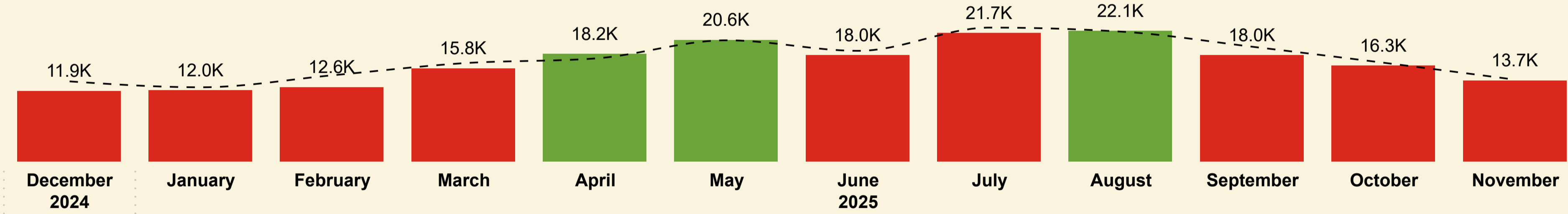
5,947
LY: 5,711 (+4.13%)

YoY

83,495
LY: 82,655 (+1%)

Wemyss Bay - Rothesay

● This Year
● Last Year



This Month YoY

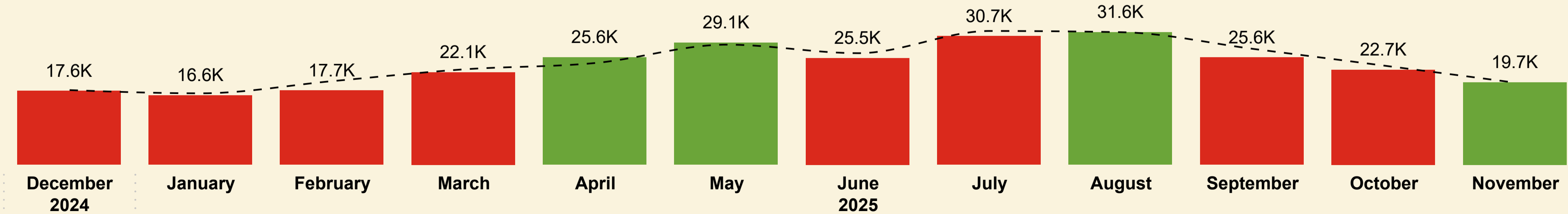
13,723
LY: 13,866 (-1.03%)

YoY

200,981
LY: 208,934 (-3.8%)

Bute Total

● This Year
● Last Year



This Month YoY

19,670
LY: 19,577 (+0.48%)

YoY

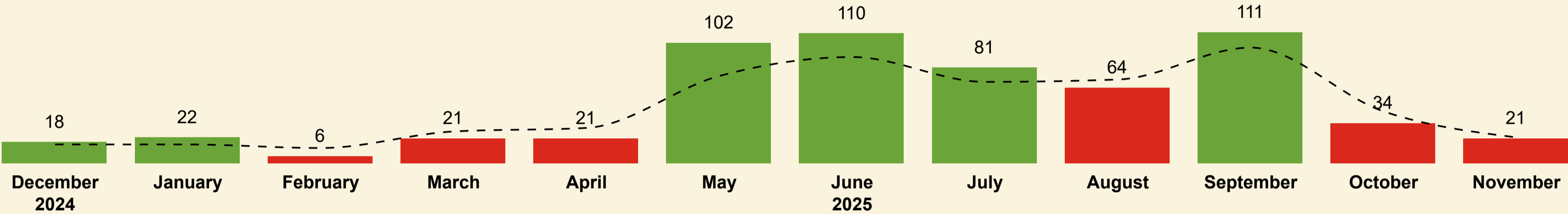
284,476
LY: 291,589 (-2.4%)



Shipped Coaches

Colintraive - Rhubodach

● This Year
● Last Year



This Month YoY

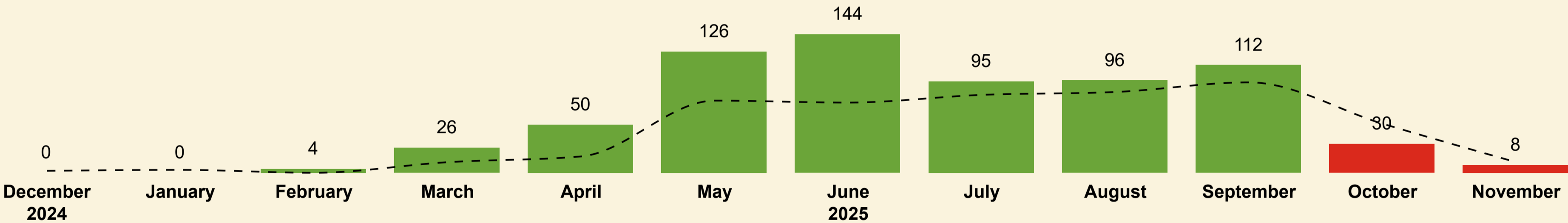
21
LY: 22 (-4.55%)

YoY

611
LY: 570 (+7.2%)

Wemyss Bay - Rothesay

● This Year
● Last Year



This Month YoY

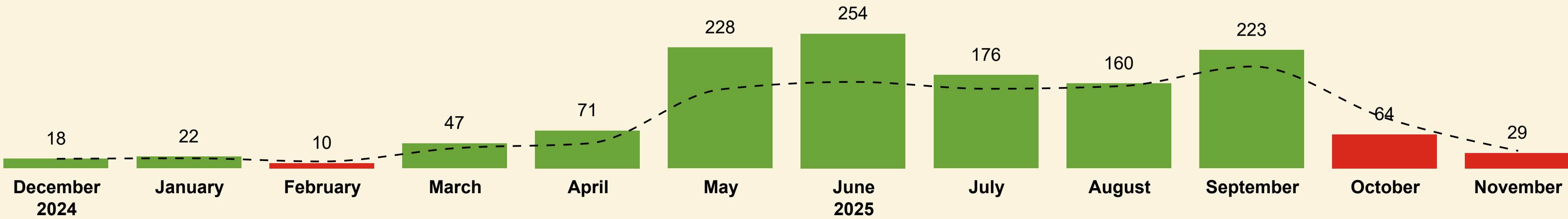
8
LY: 11 (-27.27%)

YoY

691
LY: 502 (+37.6%)

Bute Total

● This Year
● Last Year



This Month YoY

29
LY: 33 (-12.12%)

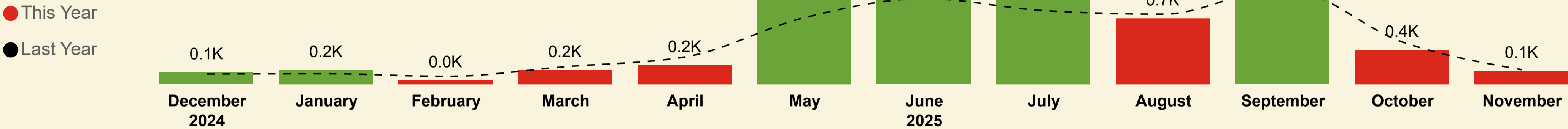
YoY

1302
LY: 1,072 (+21.5%)



Shipped Coach Metres

Colintraive - Rhubodach



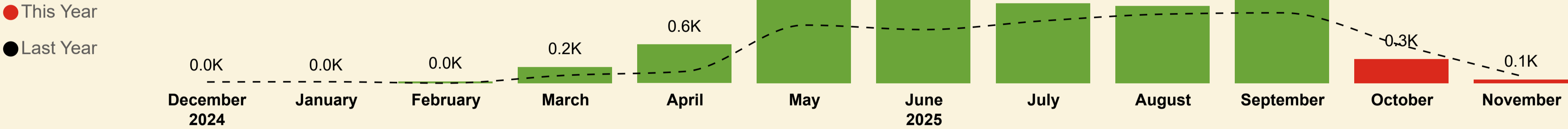
This Month YoY

146.4
LY: 156.4 (-6.4%)

YoY

6.6K
LY: 5.7K (+15.6%)

Wemyss Bay - Rothesay



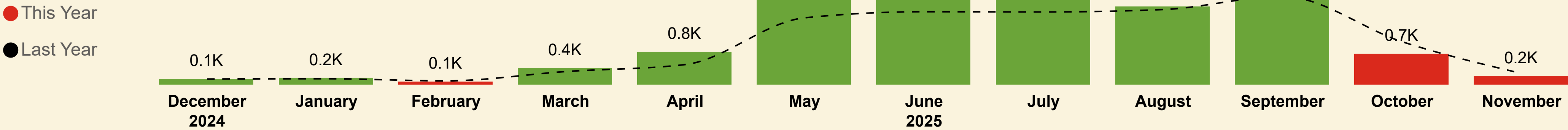
This Month YoY

50.8
LY: 100.0 (-49.2%)

YoY

8.0K
LY: 5.4K (+47.6%)

Bute Total



This Month YoY

197.2
LY: 256.3 (-23.1%)

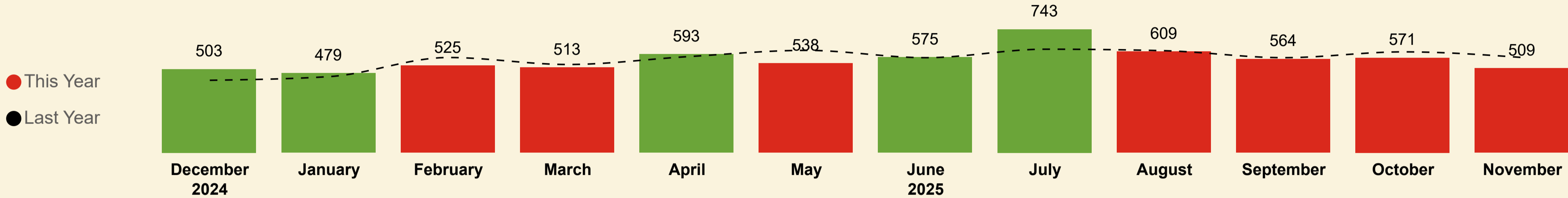
YoY

14.5K
LY: 11.1K (+31.2%)



Shipped Commercial Vehicles

Colintraive - Rhubodach



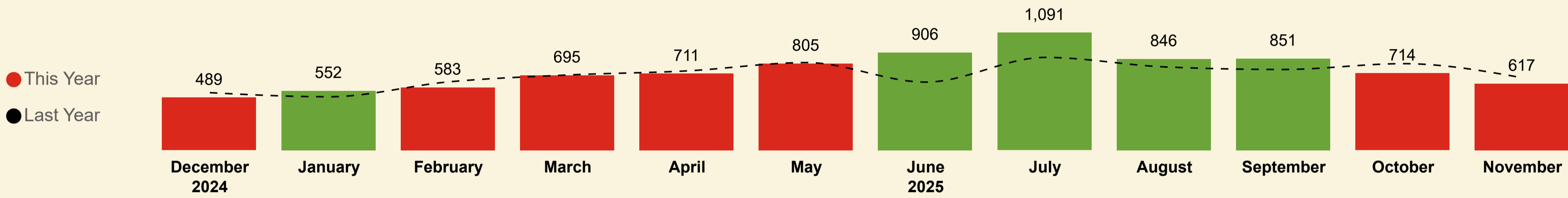
This Month YoY

509
LY: 573 (-11.2%)

YoY

6,722
LY: 6,753 (-0.5%)

Wemyss Bay - Rothesay



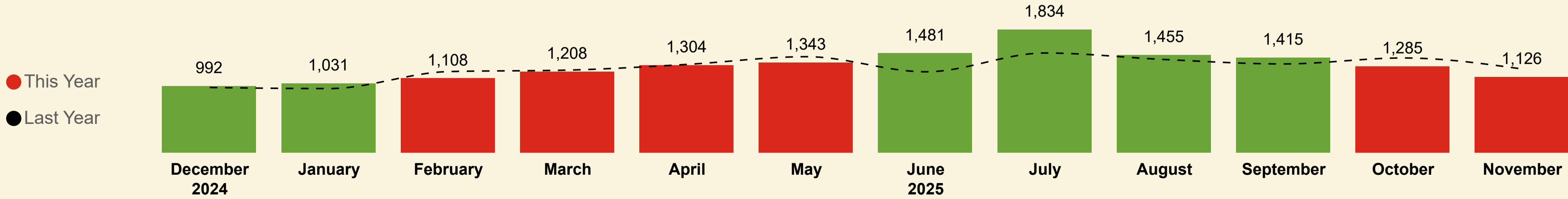
This Month YoY

617
LY: 672 (-8.2%)

YoY

8,860
LY: 8,401 (+5.5%)

Bute Total



This Month YoY

1,126
LY: 1,245 (-9.6%)

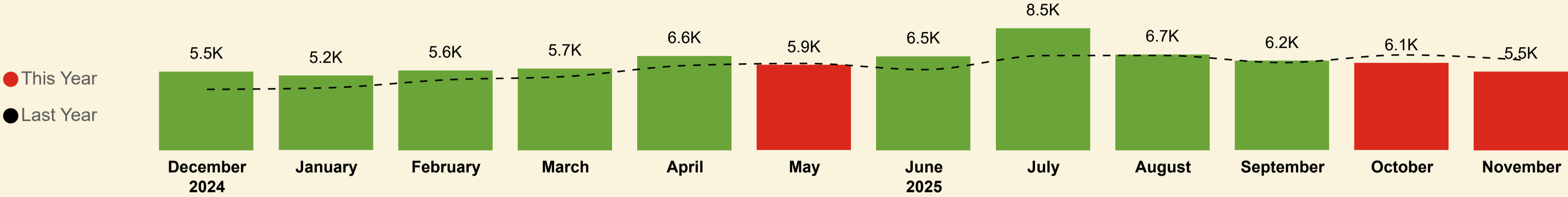
YoY

15,582
LY: 15,154 (+2.8%)



Shipped Commercial Vehicle Metres

Colintraive - Rhubodach



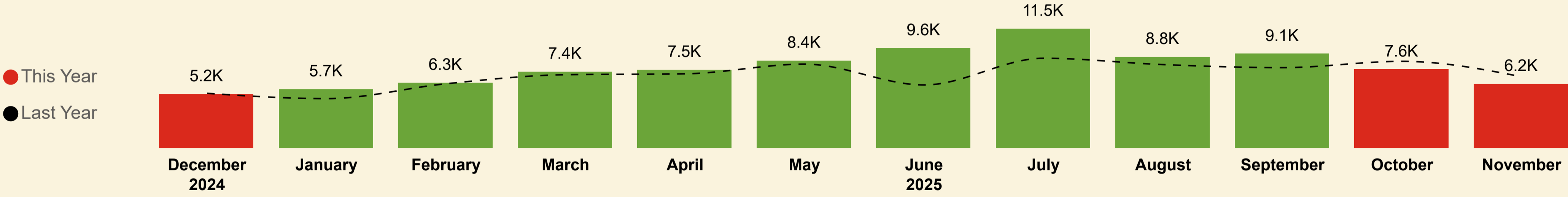
This Month YoY

5.5K
LY: 6.3K (-13.1%)

YoY

73.9K
LY: 68.4K (+8%)

Wemyss Bay - Rothesay



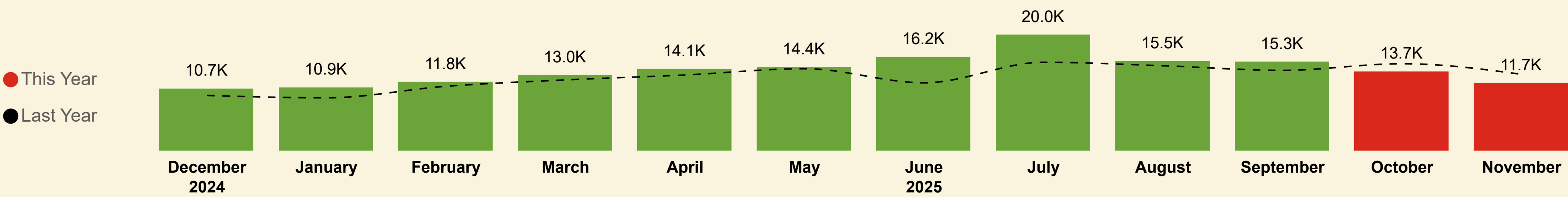
This Month YoY

6.2K
LY: 6.9K (-10%)

YoY

93.3K
LY: 84.3K (+10.7%)

Bute Total



This Month YoY

11.7K
LY: 13.2K (-11.5%)

YoY

167.2K
LY: 152.8K (+9.5%)

Bute

Nov-2025

Monthly Performance Pack

Carrying Trends

Bute Total

Contractual Carrying Groups

This Month YoY

50,635

LY: 52,646 (-3.8%)

YoY

864,547

LY: 872,020 (-0.9%)

This Month YoY

19,670

LY: 19,577 (+0.5%)

YoY

284,476

LY: 291,589 (-2.4%)

This Month YoY

197.20

LY: 256.30 (-23.1%)

YoY

14.54K

LY: 11.08K (+31.2%)

This Month YoY

11.66K

LY: 13.17K (-11.5%)

YoY

167.24K

LY: 152.76K (+9.5%)

Passengers

Year	Month	Last Year	This Year	Variance %
2024	December	47,453	44,902	-5.4 %
2025	January	43,237	42,605	-1.5 %
2025	February	51,936	46,528	-10.4 %
2025	March	63,620	59,975	-5.7 %
2025	April	70,754	80,612	13.9 %
2025	May	89,905	95,681	6.4 %
2025	June	85,040	83,019	-2.4 %
2025	July	106,451	105,023	-1.3 %
2025	August	105,817	111,351	5.2 %
2025	September	86,698	79,925	-7.8 %
2025	October	68,463	64,291	-6.1 %
2025	November	52,646	50,635	-3.8 %
Total		872,020	864,547	-0.9 %

Cars

Year	Month	Last Year	This Year	Variance %
2024	December	17,811	17,596	-1.2 %
2025	January	17,044	16,553	-2.9 %
2025	February	19,957	17,716	-11.2 %
2025	March	22,766	22,077	-3.0 %
2025	April	24,279	25,644	5.6 %
2025	May	28,656	29,141	1.7 %
2025	June	26,624	25,459	-4.4 %
2025	July	31,925	30,712	-3.8 %
2025	August	31,634	31,639	0.0 %
2025	September	27,665	25,585	-7.5 %
2025	October	23,651	22,684	-4.1 %
2025	November	19,577	19,670	0.5 %
Total		291,589	284,476	-2.4 %

Coach Metres

Year	Month	Last Year	This Year	Variance %
2024	December	126.5	130.4	3.1 %
2025	January	132.5	152.9	15.4 %
2025	February	84.0	68.0	-19.0 %
2025	March	300.4	383.0	27.5 %
2025	April	462.5	759.4	64.2 %
2025	May	1,550.9	2,627.2	69.4 %
2025	June	1,692.8	2,910.0	71.9 %
2025	July	1,687.5	2,099.1	24.4 %
2025	August	1,743.6	1,817.4	4.2 %
2025	September	2,048.2	2,676.6	30.7 %
2025	October	994.5	718.8	-27.7 %
2025	November	256.3	197.2	-23.1 %
Total		11,079.5	14,539.9	31.2 %

Commercial Vehicle Metres

Year	Month	Last Year	This Year	Variance %
2024	December	9,511.5	10,684.8	12.3 %
2025	January	9,107.0	10,879.9	19.5 %
2025	February	11,100.7	11,848.6	6.7 %
2025	March	12,203.6	13,045.0	6.9 %
2025	April	13,055.4	14,100.5	8.0 %
2025	May	14,140.5	14,372.6	1.6 %
2025	June	11,700.9	16,160.4	38.1 %
2025	July	15,253.9	20,012.1	31.2 %
2025	August	14,651.4	15,459.8	5.5 %
2025	September	13,858.2	15,340.7	10.7 %
2025	October	15,003.2	13,677.8	-8.8 %
2025	November	13,171.7	11,662.4	-11.5 %
Total		152,757.9	167,244.6	9.5 %

Colintraive - Rhubodach

Contractual Carrying Groups



This Month YoY

10,237

LY: 10,108 (+1.3%)

YoY

181,623

LY: 178,966 (+1.5%)



This Month YoY

5,947

LY: 5,711 (+4.1%)

YoY

83,495

LY: 82,655 (+1%)



This Month YoY

146.40

LY: 156.35 (-6.4%)

YoY

6.55K

LY: 5.67K (+15.6%)



This Month YoY

5.47K

LY: 6.30K (-13.1%)

YoY

73.92K

LY: 68.44K (+8%)

Passengers

Year	Month	Last Year	This Year	Variance %
2024	December	7,591	10,395	36.9 %
2025	January	7,727	7,795	0.9 %
2025	February	9,349	9,250	-1.1 %
2025	March	11,753	11,510	-2.1 %
2025	April	14,209	16,153	13.7 %
2025	May	18,755	21,217	13.1 %
2025	June	18,449	17,899	-3.0 %
2025	July	23,047	22,465	-2.5 %
2025	August	24,182	24,417	1.0 %
2025	September	19,502	17,921	-8.1 %
2025	October	14,294	12,364	-13.5 %
2025	November	10,108	10,237	1.3 %
Total		178,966	181,623	1.5 %

Cars

Year	Month	Last Year	This Year	Variance %
2024	December	4,232	5,648	33.5 %
2025	January	4,460	4,509	1.1 %
2025	February	5,343	5,132	-3.9 %
2025	March	6,101	6,316	3.5 %
2025	April	6,814	7,426	9.0 %
2025	May	8,116	8,560	5.5 %
2025	June	7,869	7,441	-5.4 %
2025	July	9,237	8,966	-2.9 %
2025	August	9,626	9,525	-1.0 %
2025	September	8,223	7,594	-7.6 %
2025	October	6,923	6,431	-7.1 %
2025	November	5,711	5,947	4.1 %
Total		82,655	83,495	1.0 %

Coach Metres

Year	Month	Last Year	This Year	Variance %
2024	December	110.0	130.4	18.5 %
2025	January	113.0	152.9	35.3 %
2025	February	84.0	42.0	-50.0 %
2025	March	189.6	153.0	-19.3 %
2025	April	296.0	208.3	-29.6 %
2025	May	724.2	1,158.3	59.9 %
2025	June	930.2	1,172.0	26.0 %
2025	July	799.5	963.0	20.5 %
2025	August	761.3	716.4	-5.9 %
2025	September	1,046.6	1,333.7	27.4 %
2025	October	457.3	373.8	-18.3 %
2025	November	156.4	146.4	-6.4 %
Total		5,667.9	6,550.2	15.6 %

Commercial Vehicle Metres

Year	Month	Last Year	This Year	Variance %
2024	December	4,236.9	5,478.9	29.3 %
2025	January	4,344.6	5,197.6	19.6 %
2025	February	4,903.9	5,553.5	13.2 %
2025	March	5,134.2	5,686.8	10.8 %
2025	April	5,899.7	6,571.1	11.4 %
2025	May	6,048.8	5,939.2	-1.8 %
2025	June	5,619.6	6,536.8	16.3 %
2025	July	6,596.3	8,501.9	28.9 %
2025	August	6,606.1	6,667.9	0.9 %
2025	September	6,106.6	6,235.0	2.1 %
2025	October	6,643.0	6,077.2	-8.5 %
2025	November	6,297.1	5,473.7	-13.1 %
Total		68,436.7	73,919.4	8.0 %

Bute

Nov-2025

Monthly Performance Pack

Carrying Trends

Wemyss Bay - Rothesay

Contractual Carrying Groups

This Month YoY

40,398

LY: 42,538 (-5%)

YoY

682,924

LY: 693,054 (-1.5%)

This Month YoY

13,723

LY: 13,866 (-1%)

YoY

200,981

LY: 208,934 (-3.8%)

This Month YoY

50.80

LY: 99.95 (-49.2%)

YoY

7.99K

LY: 5.41K (+47.6%)

This Month YoY

6.19K

LY: 6.87K (-10%)

YoY

93.33K

LY: 84.32K (+10.7%)

Passengers

Year	Month	Last Year	This Year	Variance %
2024	December	39,862	34,507	-13.4 %
2025	January	35,510	34,810	-2.0 %
2025	February	42,587	37,278	-12.5 %
2025	March	51,867	48,465	-6.6 %
2025	April	56,545	64,459	14.0 %
2025	May	71,150	74,464	4.7 %
2025	June	66,591	65,120	-2.2 %
2025	July	83,404	82,558	-1.0 %
2025	August	81,635	86,934	6.5 %
2025	September	67,196	62,004	-7.7 %
2025	October	54,169	51,927	-4.1 %
2025	November	42,538	40,398	-5.0 %
Total		693,054	682,924	-1.5 %

Cars

Year	Month	Last Year	This Year	Variance %
2024	December	13,579	11,948	-12.0 %
2025	January	12,584	12,044	-4.3 %
2025	February	14,614	12,584	-13.9 %
2025	March	16,665	15,761	-5.4 %
2025	April	17,465	18,218	4.3 %
2025	May	20,540	20,581	0.2 %
2025	June	18,755	18,018	-3.9 %
2025	July	22,688	21,746	-4.2 %
2025	August	22,008	22,114	0.5 %
2025	September	19,442	17,991	-7.5 %
2025	October	16,728	16,253	-2.8 %
2025	November	13,866	13,723	-1.0 %
Total		208,934	200,981	-3.8 %

Coach Metres

Year	Month	Last Year	This Year	Variance %
2024	December	16.5	0.0	-100.0 %
2025	January	19.5	0.0	-100.0 %
2025	February	0.0	26.0	0.0 %
2025	March	110.8	230.0	107.6 %
2025	April	166.5	551.1	231.0 %
2025	May	826.7	1,468.8	77.7 %
2025	June	762.6	1,738.0	127.9 %
2025	July	888.0	1,136.1	27.9 %
2025	August	982.3	1,101.0	12.1 %
2025	September	1,001.6	1,342.9	34.1 %
2025	October	537.2	345.0	-35.8 %
2025	November	100.0	50.8	-49.2 %
Total		5,411.6	7,989.7	47.6 %

Commercial Vehicle Metres

Year	Month	Last Year	This Year	Variance %
2024	December	5,274.6	5,205.9	-1.3 %
2025	January	4,762.4	5,682.3	19.3 %
2025	February	6,196.8	6,295.1	1.6 %
2025	March	7,069.4	7,358.2	4.1 %
2025	April	7,155.7	7,529.4	5.2 %
2025	May	8,091.7	8,433.4	4.2 %
2025	June	6,081.4	9,623.6	58.2 %
2025	July	8,657.6	11,510.2	32.9 %
2025	August	8,045.3	8,791.9	9.3 %
2025	September	7,751.6	9,105.8	17.5 %
2025	October	8,360.2	7,600.7	-9.1 %
2025	November	6,874.6	6,188.7	-10.0 %
Total		84,321.3	93,325.2	10.7 %



Cars




Colintraive - Rhubodach				
Year	Month	Last Year	This Year	Var %
2024	December	3,422	4,834	41.3 %
2025	January	3,615	3,842	6.3 %
2025	February	4,270	4,359	2.1 %
2025	March	4,983	5,400	8.4 %
2025	April	5,478	6,383	16.5 %
2025	May	6,661	7,340	10.2 %
2025	June	6,493	6,491	-0.0 %
2025	July	7,742	7,810	0.9 %
2025	August	8,225	8,486	3.2 %
2025	September	6,855	6,646	-3.0 %
2025	October	5,763	5,440	-5.6 %
2025	November	4,770	5,084	6.6 %
Total		68,277	72,115	5.6 %

Wemyss Bay - Rothesay				
Year	Month	Last Year	This Year	Var %
2024	December	11,294	9,870	-12.6 %
2025	January	10,035	9,882	-1.5 %
2025	February	11,667	10,184	-12.7 %
2025	March	14,179	12,895	-9.1 %
2025	April	14,595	15,456	5.9 %
2025	May	17,183	17,100	-0.5 %
2025	June	15,779	14,767	-6.4 %
2025	July	19,301	18,105	-6.2 %
2025	August	18,416	18,817	2.2 %
2025	September	16,400	15,030	-8.4 %
2025	October	14,140	13,407	-5.2 %
2025	November	11,684	11,005	-5.8 %
Total		174,673	166,518	-4.7 %



LGVs



Colintraive - Rhubodach				
Year	Month	Last Year	This Year	Var %
2024	December	361	490	35.7 %
2025	January	380	449	18.2 %
2025	February	587	569	-3.1 %
2025	March	566	673	18.9 %
2025	April	506	640	26.5 %
2025	May	625	702	12.3 %
2025	June	653	567	-13.2 %
2025	July	676	761	12.6 %
2025	August	730	642	-12.1 %
2025	September	702	618	-12.0 %
2025	October	707	709	0.3 %
2025	November	650	714	9.8 %
Total		7,143	7,534	5.5 %

Wemyss Bay - Rothesay				
Year	Month	Last Year	This Year	Var %
2024	December	1,173	1,071	-8.7 %
2025	January	1,737	1,410	-18.8 %
2025	February	2,009	1,482	-26.2 %
2025	March	1,719	1,687	-1.9 %
2025	April	1,816	1,750	-3.6 %
2025	May	1,834	1,910	4.1 %
2025	June	1,611	1,919	19.1 %
2025	July	1,851	2,178	17.7 %
2025	August	1,785	2,004	12.3 %
2025	September	1,766	1,964	11.2 %
2025	October	1,531	1,944	27.0 %
2025	November	1,654	1,764	6.7 %
Total		20,486	21,083	2.9 %



Motorhomes



Colintraive - Rhubodach				
Year	Month	Last Year	This Year	Var %
2024	December	14	30	114.3 %
2025	January	22	27	22.7 %
2025	February	32	44	37.5 %
2025	March	77	69	-10.4 %
2025	April	140	177	26.4 %
2025	May	265	293	10.6 %
2025	June	228	178	-21.9 %
2025	July	252	214	-15.1 %
2025	August	200	283	41.5 %
2025	September	258	192	-25.6 %
2025	October	107	92	-14.0 %
2025	November	48	41	-14.6 %
Total		1,643	1,640	-0.2 %

Wemyss Bay - Rothesay				
Year	Month	Last Year	This Year	Var %
2024	December	38	70	84.2 %
2025	January	55	42	-23.6 %
2025	February	96	62	-35.4 %
2025	March	173	138	-20.2 %
2025	April	238	285	19.7 %
2025	May	404	482	19.3 %
2025	June	378	342	-9.5 %
2025	July	435	448	3.0 %
2025	August	375	462	23.2 %
2025	September	394	322	-18.3 %
2025	October	151	181	19.9 %
2025	November	134	78	-41.8 %
Total		2,871	2,912	1.4 %



Reliability & Punctuality



Reliability

Route	Colintraive - Rhubodach		Wemyss Bay - Rothesay	
Month	Contractual	Actual	Contractual	Actual
Dec-24	100.0%	93.1%	91.8%	74.8%
Jan-25	99.9%	92.9%	99.8%	93.7%
Feb-25	100.0%	96.3%	100.0%	89.8%
Mar-25	100.0%	99.4%	99.8%	96.0%
Apr-25	100.0%	99.5%	99.8%	98.7%
May-25	100.0%	100.0%	100.0%	100.0%
Jun-25	100.0%	99.8%	99.3%	99.3%
Jul-25	99.9%	99.9%	99.5%	99.5%
Aug-25	100.0%	98.5%	99.5%	94.5%
Sep-25	99.9%	99.3%	97.9%	97.9%
Oct-25	75.8%	70.9%	94.0%	89.3%
Nov-25	92.5%	91.5%	99.8%	89.5%
Total	97.3%	95.1%	98.4%	93.7%



Punctuality

Route	Colintraive - Rhubodach		Wemyss Bay - Rothesay	
Month	Contractual	Actual	Contractual	Actual
Dec-24	100.0%	100.0%	99.5%	94.2%
Jan-25	100.0%	100.0%	100.0%	99.2%
Feb-25	100.0%	100.0%	100.0%	98.5%
Mar-25	100.0%	100.0%	99.9%	98.2%
Apr-25	100.0%	100.0%	100.0%	98.6%
May-25	100.0%	100.0%	99.8%	96.4%
Jun-25	100.0%	100.0%	99.8%	98.8%
Jul-25	99.9%	99.9%	99.8%	93.8%
Aug-25	100.0%	99.9%	99.8%	95.1%
Sep-25	100.0%	100.0%	99.8%	96.3%
Oct-25	99.8%	99.1%	100.0%	98.8%
Nov-25	100.0%	100.0%	99.9%	98.0%
Total	100.0%	99.9%	99.8%	97.2%



Reliability & Punctuality Summary

Summary of Scheduled, Operated, Cancelled & Diverted Sailings by Route & Leg								
Year	Month	Route	Leg	Operated Sailings	Scheduled Sailings	Additional Sailings	Cancelled Sailings	Diverted Sailings
2025	November	Colintraive - Rhubodach	Colintraive-Rhubodach	852	930	1	79	0
2025	November	Colintraive - Rhubodach	Rhubodach-Colintraive	852	930	1	79	0
2025	November	Wemyss Bay - Rothesay	Gourock (Divert)-Rothesay	14		14	0	0
2025	November	Wemyss Bay - Rothesay	Rothesay-Gourock (Divert)	14	14	0	0	14
2025	November	Wemyss Bay - Rothesay	Rothesay-Wemyss Bay	351	386	0	35	0
2025	November	Wemyss Bay - Rothesay	Wemyss Bay-Rothesay	351	400	0	49	0
Total				2,434	2,660	16	242	14

Summary of Cancellations, Lateness & Relief Events by Route & Leg													
Year	Month	Route	Leg	Cancelled Sailings	Cancelled (Relief)	Cancelled (No Relief)	On Time	Level 1 Late	Level 1 (Relief)	Level 1 (No Relief)	Level 2 Late	Level 2 (Relief)	Level 2 (No Relief)
2025	November	Colintraive - Rhubodach	Colintraive-Rhubodach	79	9	70	851	0	0	0	0	0	0
2025	November	Colintraive - Rhubodach	Rhubodach-Colintraive	79	9	70	851	0	0	0	0	0	0
2025	November	Wemyss Bay - Rothesay	Gourock (Divert)-Rothesay	0	0	0	0	0	0	0	0	0	0
2025	November	Wemyss Bay - Rothesay	Rothesay-Gourock (Divert)	0	0	0	4	0	0	0	10	10	0
2025	November	Wemyss Bay - Rothesay	Rothesay-Wemyss Bay	35	34	1	348	3	2	1	0	0	0
2025	November	Wemyss Bay - Rothesay	Wemyss Bay-Rothesay	49	48	1	350	1	1	0	0	0	0
Total				242	100	142	2,404	4	3	1	10	10	0