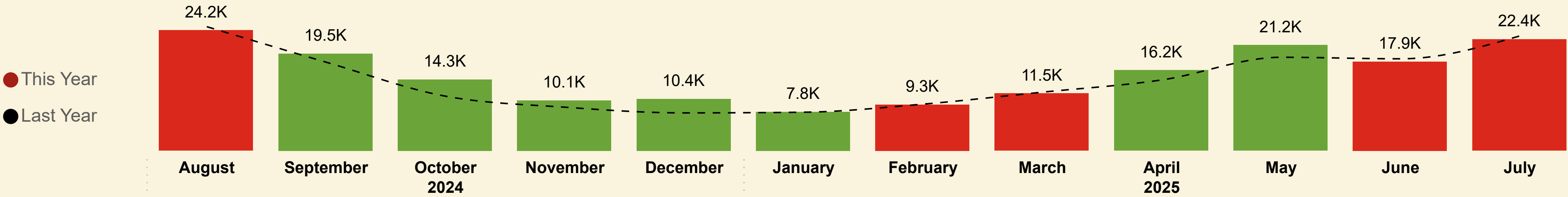




Shipped Passengers

Colintraive - Rhubodach



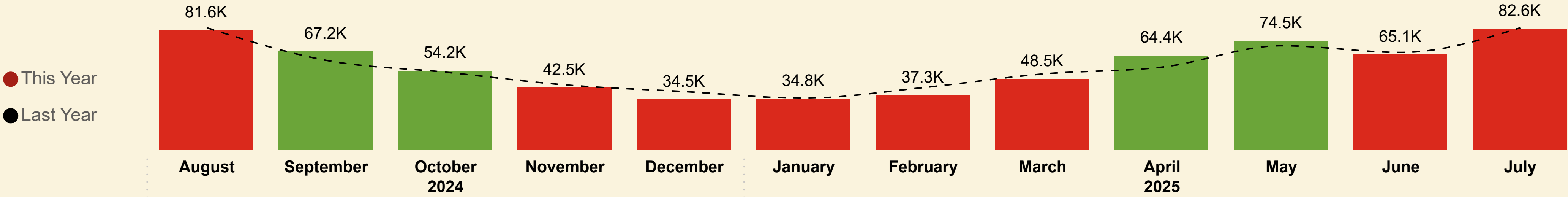
This Month YoY

**22,370**  
LY: 23,047 (-2.94%)

YoY

**184,675**  
LY: 173,219 (+6.6%)

Wemyss Bay - Rothesay



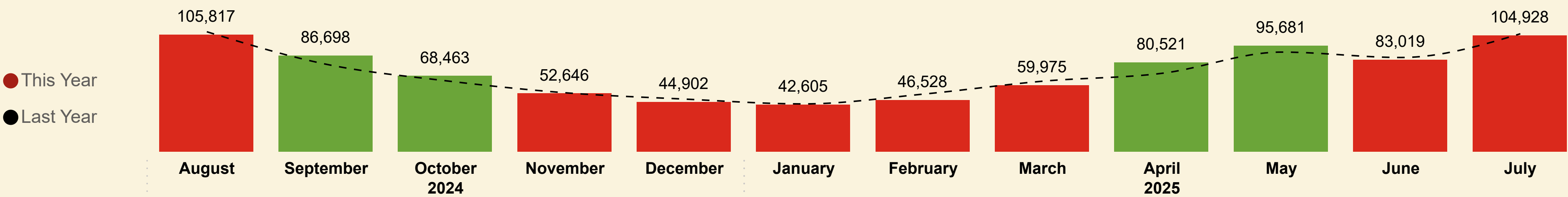
This Month YoY

**82,558**  
LY: 83,404 (-1.01%)

YoY

**687,108**  
LY: 689,445 (-0.3%)

Bute Total



This Month YoY

**104,928**  
LY: 106,451 (-1.43%)

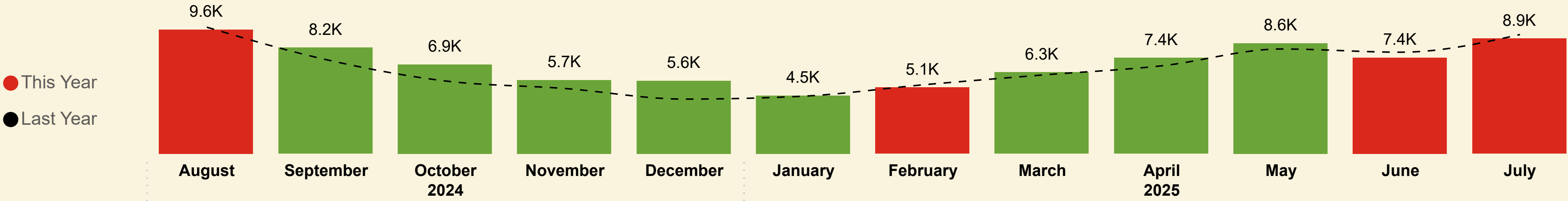
YoY

**871,783**  
LY: 862,664 (+1.1%)



Shipped Cars

Colintraive - Rhubodach



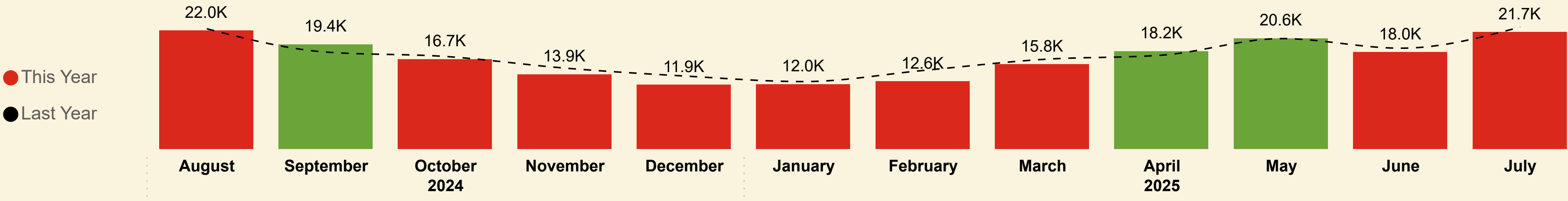
This Month YoY

8,930  
LY: 9,237 (-3.32%)

YoY

84,444  
LY: 79,958 (+5.6%)

Wemyss Bay - Rothesay



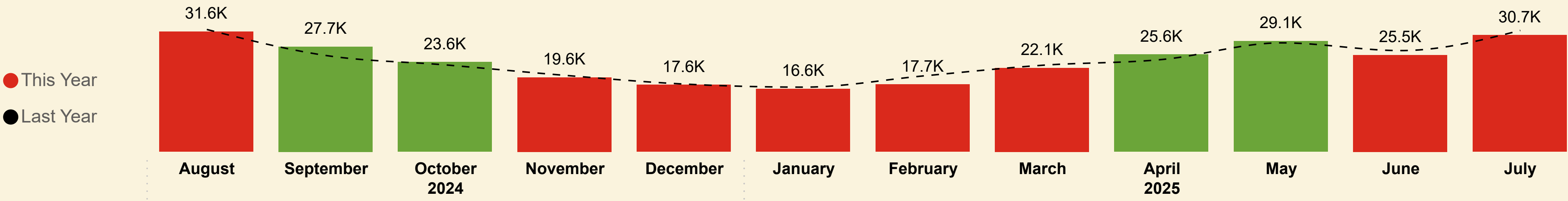
This Month YoY

21,746  
LY: 22,688 (-4.15%)

YoY

202,885  
LY: 209,509 (-3.2%)

Bute Total



This Month YoY

30,676  
LY: 31,925 (-3.91%)

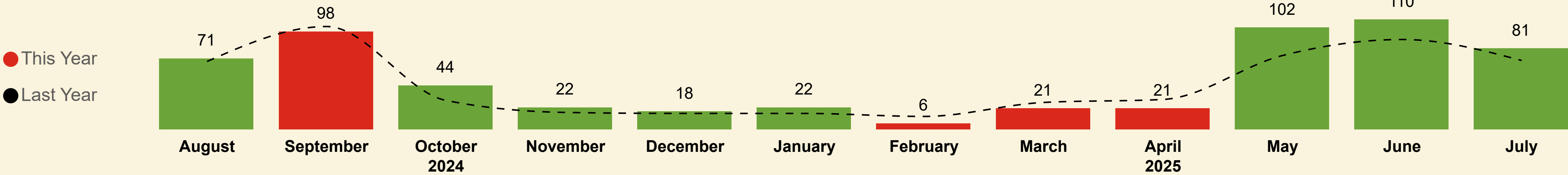
YoY

287,329  
LY: 289,467 (-0.7%)



Shipped Coaches

Colintraive - Rhubodach



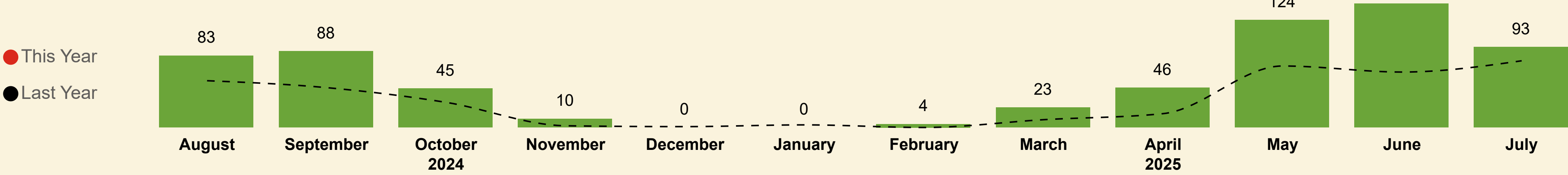
This Month YoY

81  
LY: 69 (+17.39%)

YoY

616  
LY: 552 (+11.6%)

Wemyss Bay - Rothesay




This Month YoY

93  
LY: 77 (+20.78%)

YoY

659  
LY: 372 (+77.2%)

Bute Total



This Month YoY

174  
LY: 146 (+19.18%)

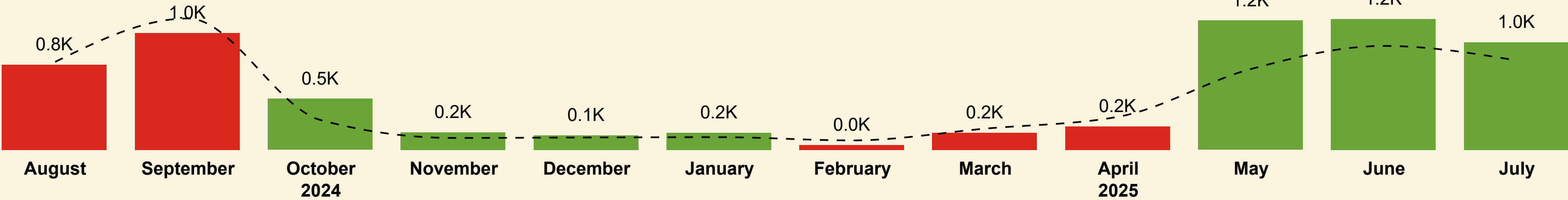
YoY

1275  
LY: 924 (+38%)

Shipped Coach Metres

Colintraive - Rhubodach

This Year  
Last Year



This Month YoY


963.0  
LY: 799.5 (+20.5%)

YoY

6.4K  
LY: 5.6K (+14.7%)

Wemyss Bay - Rothesay

This Year  
Last Year



This Month YoY

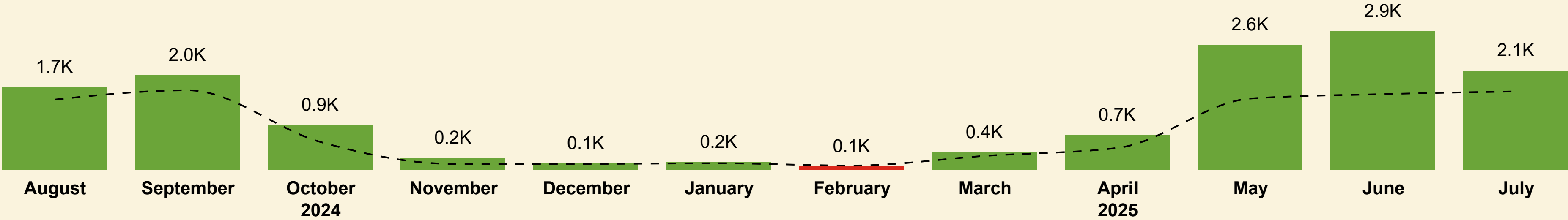
1.1K  
LY: 840.1 (+33%)

YoY

7.5K  
LY: 4.0K (+86.5%)

Bute Total

This Year  
Last Year



This Month YoY

2.1K  
LY: 1.6K (+26.9%)

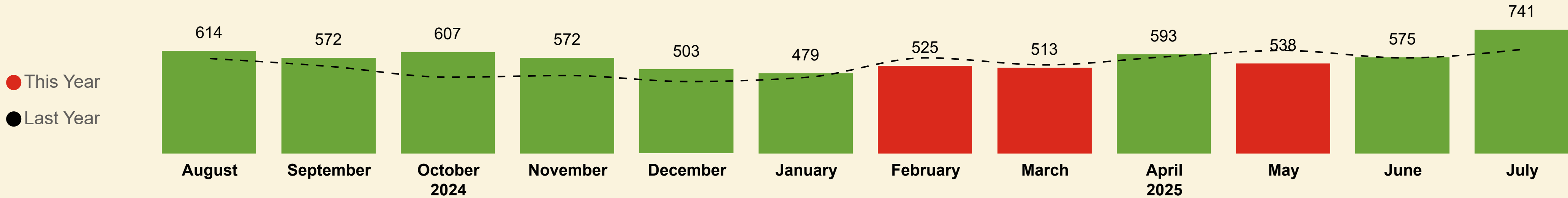
YoY

13.9K  
LY: 9.6K (+44.9%)



Shipped Commercial Vehicles

Colintraive - Rhubodach



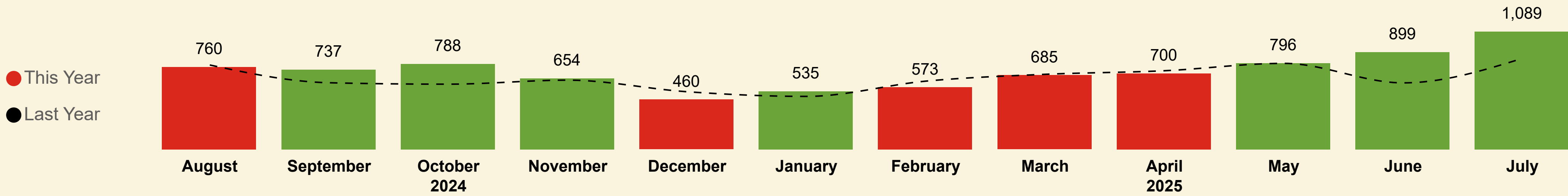
This Month YoY

741  
LY: 623 (+18.9%)

YoY

6,832  
LY: 6,387 (+7%)

Wemyss Bay - Rothesay



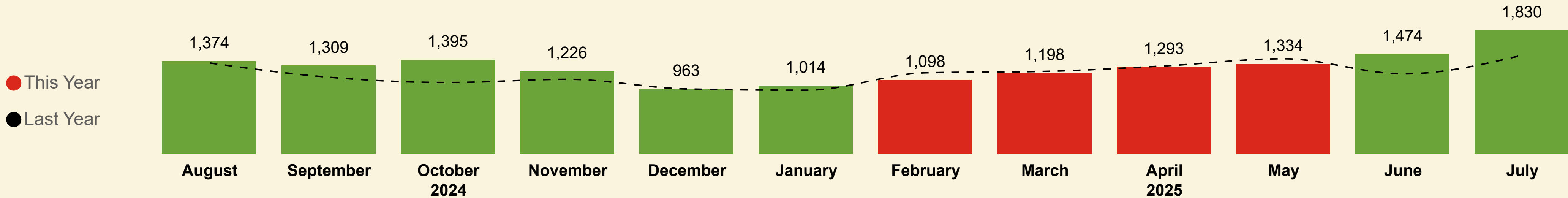
This Month YoY

1,089  
LY: 840 (+29.6%)

YoY

8,676  
LY: 7,953 (+9.1%)

Bute Total



This Month YoY

1,830  
LY: 1,463 (+25.1%)

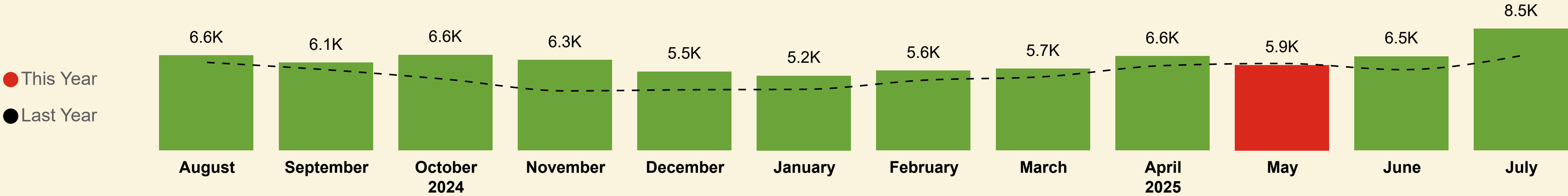
YoY

15,508  
LY: 14,340 (+8.1%)



Shipped Commercial Vehicle Metres

Colintraive - Rhubodach



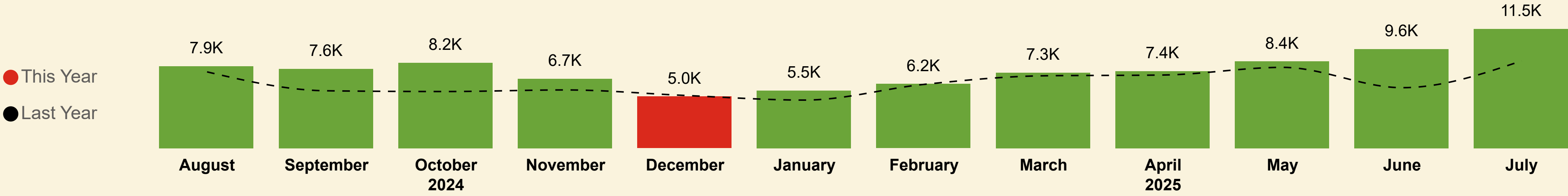
This Month YoY

8.5K  
LY: 6.6K (+28.4%)

YoY

75.1K  
LY: 63.5K (+18.2%)

Wemyss Bay - Rothesay



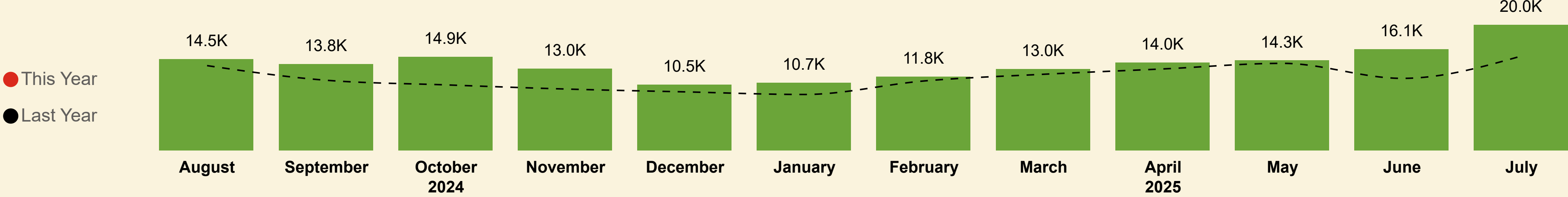
This Month YoY

11.5K  
LY: 8.4K (+36.6%)

YoY

91.3K  
LY: 75.9K (+20.3%)

Bute Total



This Month YoY

20.0K  
LY: 15.0K (+33%)

YoY

166.4K  
LY: 139.4K (+19.4%)



Bute Total

Contractual Carrying Groups



This Month YoY

104,928

LY: 106,451 (-1.4%)

YoY

871,783

LY: 862,664 (+1.1%)



This Month YoY

30,676

LY: 31,925 (-3.9%)

YoY

287,329

LY: 289,467 (-0.7%)



This Month YoY

2.08K

LY: 1.64K (+26.9%)

YoY

13.94K

LY: 9.62K (+44.9%)



This Month YoY

19.96K

LY: 15.02K (+33%)

YoY

166.38K

LY: 139.40K (+19.4%)

Passengers

Year	Month	Last Year	This Year	Variance %
2024	August	108,293	105,817	-2.3 %
2024	September	78,921	86,698	9.9 %
2024	October	64,017	68,463	6.9 %
2024	November	53,174	52,646	-1.0 %
2024	December	47,453	44,902	-5.4 %
2025	January	43,101	42,605	-1.2 %
2025	February	51,936	46,528	-10.4 %
2025	March	63,619	59,975	-5.7 %
2025	April	70,754	80,521	13.8 %
2025	May	89,905	95,681	6.4 %
2025	June	85,040	83,019	-2.4 %
2025	July	106,451	104,928	-1.4 %
Total		862,664	871,783	1.1 %

Cars

Year	Month	Last Year	This Year	Variance %
2024	August	32,178	31,634	-1.7 %
2024	September	25,319	27,665	9.3 %
2024	October	22,850	23,612	3.3 %
2024	November	20,102	19,577	-2.6 %
2024	December	17,811	17,595	-1.2 %
2025	January	17,004	16,553	-2.7 %
2025	February	19,953	17,716	-11.2 %
2025	March	22,766	22,077	-3.0 %
2025	April	24,279	25,624	5.5 %
2025	May	28,656	29,141	1.7 %
2025	June	26,624	25,459	-4.4 %
2025	July	31,925	30,676	-3.9 %
Total		289,467	287,329	-0.7 %

Coach Metres

Year	Month	Last Year	This Year	Variance %
2024	August	1,469.0	1,736.2	18.2 %
2024	September	1,663.7	1,982.7	19.2 %
2024	October	577.6	939.9	62.7 %
2024	November	119.5	243.6	103.8 %
2024	December	120.0	130.4	8.7 %
2025	January	132.5	152.9	15.4 %
2025	February	84.0	68.0	-19.0 %
2025	March	287.7	360.0	25.1 %
2025	April	456.0	724.4	58.9 %
2025	May	1,491.0	2,619.8	75.7 %
2025	June	1,583.3	2,903.5	83.4 %
2025	July	1,639.6	2,080.1	26.9 %
Total		9,623.8	13,941.3	44.9 %

Commercial Vehicle Metres

Year	Month	Last Year	This Year	Variance %
2024	August	13,477.9	14,506.1	7.6 %
2024	September	11,146.5	13,753.9	23.4 %
2024	October	10,414.4	14,870.6	42.8 %
2024	November	9,756.7	12,988.3	33.1 %
2024	December	9,304.1	10,462.7	12.5 %
2025	January	8,890.2	10,745.6	20.9 %
2025	February	11,040.3	11,750.4	6.4 %
2025	March	12,105.7	12,968.3	7.1 %
2025	April	12,953.7	13,969.0	7.8 %
2025	May	13,840.0	14,303.7	3.4 %
2025	June	11,453.5	16,092.1	40.5 %
2025	July	15,015.1	19,964.6	33.0 %
Total		139,398.1	166,375.3	19.4 %

Bute

Jul-2025

Monthly Performance Pack

Carrying Trends

Colintraive - Rhubodach

Contractual Carrying Groups

This Month YoY

22,370

LY: 23,047 (-2.9%)

YoY

184,675

LY: 173,219 (+6.6%)

This Month YoY

8,930

LY: 9,237 (-3.3%)

YoY

84,444

LY: 79,958 (+5.6%)

This Month YoY

962.98

LY: 799.45 (+20.5%)

YoY

6.40K

LY: 5.58K (+14.7%)

This Month YoY

8.47K

LY: 6.60K (+28.4%)

YoY

75.06K

LY: 63.48K (+18.2%)

Passengers

Year	Month	Last Year	This Year	Variance %
2024	August	24,899	24,182	-2.9 %
2024	September	17,767	19,502	9.8 %
2024	October	10,943	14,294	30.6 %
2024	November	8,731	10,108	15.8 %
2024	December	7,591	10,395	36.9 %
2025	January	7,727	7,795	0.9 %
2025	February	9,349	9,250	-1.1 %
2025	March	11,752	11,510	-2.1 %
2025	April	14,209	16,153	13.7 %
2025	May	18,755	21,217	13.1 %
2025	June	18,449	17,899	-3.0 %
2025	July	23,047	22,370	-2.9 %
Total		173,219	184,675	6.6 %

Cars

Year	Month	Last Year	This Year	Variance %
2024	August	9,808	9,626	-1.9 %
2024	September	7,291	8,223	12.8 %
2024	October	5,637	6,923	22.8 %
2024	November	5,054	5,711	13.0 %
2024	December	4,232	5,647	33.4 %
2025	January	4,460	4,509	1.1 %
2025	February	5,339	5,132	-3.9 %
2025	March	6,101	6,316	3.5 %
2025	April	6,814	7,426	9.0 %
2025	May	8,116	8,560	5.5 %
2025	June	7,869	7,441	-5.4 %
2025	July	9,237	8,930	-3.3 %
Total		79,958	84,444	5.6 %

Coach Metres

Year	Month	Last Year	This Year	Variance %
2024	August	787.1	761.3	-3.3 %
2024	September	1,176.1	1,046.6	-11.0 %
2024	October	265.5	457.3	72.2 %
2024	November	106.0	156.4	47.5 %
2024	December	110.0	130.4	18.5 %
2025	January	113.0	152.9	35.3 %
2025	February	84.0	42.0	-50.0 %
2025	March	189.6	153.0	-19.3 %
2025	April	296.0	208.3	-29.6 %
2025	May	724.2	1,158.3	59.9 %
2025	June	930.2	1,172.0	26.0 %
2025	July	799.5	963.0	20.5 %
Total		5,581.1	6,401.4	14.7 %

Commercial Vehicle Metres

Year	Month	Last Year	This Year	Variance %
2024	August	6,122.1	6,606.1	7.9 %
2024	September	5,612.4	6,106.6	8.8 %
2024	October	4,951.7	6,642.9	34.2 %
2024	November	4,141.1	6,290.1	51.9 %
2024	December	4,218.9	5,479.0	29.9 %
2025	January	4,251.6	5,197.6	22.3 %
2025	February	4,887.4	5,553.5	13.6 %
2025	March	5,127.2	5,686.8	10.9 %
2025	April	5,899.7	6,554.6	11.1 %
2025	May	6,048.8	5,939.2	-1.8 %
2025	June	5,619.6	6,536.8	16.3 %
2025	July	6,596.3	8,467.4	28.4 %
Total		63,476.7	75,060.5	18.2 %




Bute

Jul-2025

Monthly Performance Pack

Carrying Trends



Wemyss Bay - Rothesay

Contractual Carrying Groups

This Month YoY

82,558

LY: 83,404 (-1%)

YoY

687,108

LY: 689,445 (-0.3%)

This Month YoY

21,746

LY: 22,688 (-4.2%)

YoY

202,885

LY: 209,509 (-3.2%)

This Month YoY

1.12K

LY: 840.12 (+33%)

YoY

7.54K

LY: 4.04K (+86.5%)

This Month YoY

11.50K

LY: 8.42K (+36.6%)

YoY

91.31K

LY: 75.92K (+20.3%)

Passengers

Year	Month	Last Year	This Year	Variance %
2024	August	83,394	81,635	-2.1 %
2024	September	61,154	67,196	9.9 %
2024	October	53,074	54,169	2.1 %
2024	November	44,443	42,538	-4.3 %
2024	December	39,862	34,507	-13.4 %
2025	January	35,374	34,810	-1.6 %
2025	February	42,587	37,278	-12.5 %
2025	March	51,867	48,465	-6.6 %
2025	April	56,545	64,368	13.8 %
2025	May	71,150	74,464	4.7 %
2025	June	66,591	65,120	-2.2 %
2025	July	83,404	82,558	-1.0 %
Total		689,445	687,108	-0.3 %

Cars

Year	Month	Last Year	This Year	Variance %
2024	August	22,370	22,008	-1.6 %
2024	September	18,028	19,442	7.8 %
2024	October	17,213	16,689	-3.0 %
2024	November	15,048	13,866	-7.9 %
2024	December	13,579	11,948	-12.0 %
2025	January	12,544	12,044	-4.0 %
2025	February	14,614	12,584	-13.9 %
2025	March	16,665	15,761	-5.4 %
2025	April	17,465	18,198	4.2 %
2025	May	20,540	20,581	0.2 %
2025	June	18,755	18,018	-3.9 %
2025	July	22,688	21,746	-4.2 %
Total		209,509	202,885	-3.2 %

Coach Metres

Year	Month	Last Year	This Year	Variance %
2024	August	681.9	974.9	43.0 %
2024	September	487.6	936.1	92.0 %
2024	October	312.1	482.6	54.6 %
2024	November	13.5	87.3	546.3 %
2024	December	10.0	0.0	-100.0 %
2025	January	19.5	0.0	-100.0 %
2025	February	0.0	26.0	0.0 %
2025	March	98.1	207.0	111.0 %
2025	April	160.0	516.1	222.6 %
2025	May	766.8	1,461.4	90.6 %
2025	June	653.1	1,731.5	165.1 %
2025	July	840.1	1,117.1	33.0 %
Total		4,042.7	7,539.9	86.5 %

Commercial Vehicle Metres

Year	Month	Last Year	This Year	Variance %
2024	August	7,355.8	7,900.0	7.4 %
2024	September	5,534.1	7,647.3	38.2 %
2024	October	5,462.7	8,227.6	50.6 %
2024	November	5,615.6	6,698.2	19.3 %
2024	December	5,085.2	4,983.8	-2.0 %
2025	January	4,638.6	5,548.0	19.6 %
2025	February	6,152.9	6,196.9	0.7 %
2025	March	6,978.5	7,281.5	4.3 %
2025	April	7,054.0	7,414.4	5.1 %
2025	May	7,791.2	8,364.5	7.4 %
2025	June	5,834.0	9,555.3	63.8 %
2025	July	8,418.8	11,497.2	36.6 %
Total		75,921.4	91,314.9	20.3 %



Cars



Colintraive - Rhubodach				
Year	Month	Last Year	This Year	Var %
2024	August	7,747	8,225	6.2 %
2024	September	5,686	6,855	20.6 %
2024	October	4,248	5,763	35.7 %
2024	November	3,876	4,770	23.1 %
2024	December	3,422	4,834	41.3 %
2025	January	3,615	3,842	6.3 %
2025	February	4,270	4,359	2.1 %
2025	March	4,983	5,400	8.4 %
2025	April	5,478	6,383	16.5 %
2025	May	6,661	7,340	10.2 %
2025	June	6,493	6,491	-0.0 %
2025	July	7,742	7,810	0.9 %
Total		64,221	72,072	12.2 %

Wemyss Bay - Rothesay				
Year	Month	Last Year	This Year	Var %
2024	August	18,314	18,416	0.6 %
2024	September	15,339	16,400	6.9 %
2024	October	13,967	14,140	1.2 %
2024	November	12,044	11,688	-3.0 %
2024	December	11,294	9,870	-12.6 %
2025	January	10,035	9,882	-1.5 %
2025	February	11,667	10,185	-12.7 %
2025	March	14,179	12,895	-9.1 %
2025	April	14,595	15,456	5.9 %
2025	May	17,183	17,101	-0.5 %
2025	June	15,779	14,767	-6.4 %
2025	July	19,301	18,105	-6.2 %
Total		173,697	168,905	-2.8 %



LGVs




Colintraive - Rhubodach				
Year	Month	Last Year	This Year	Var %
2024	August	397	730	83.9 %
2024	September	393	702	78.6 %
2024	October	370	707	91.1 %
2024	November	342	650	90.1 %
2024	December	361	490	35.7 %
2025	January	380	449	18.2 %
2025	February	587	569	-3.1 %
2025	March	566	673	18.9 %
2025	April	506	640	26.5 %
2025	May	625	702	12.3 %
2025	June	653	567	-13.2 %
2025	July	676	761	12.6 %
Total		5,856	7,640	30.5 %

Wemyss Bay - Rothesay				
Year	Month	Last Year	This Year	Var %
2024	August	1,737	1,785	2.8 %
2024	September	1,538	1,766	14.8 %
2024	October	1,547	1,531	-1.0 %
2024	November	1,741	1,654	-5.0 %
2024	December	1,173	1,071	-8.7 %
2025	January	1,737	1,410	-18.8 %
2025	February	2,009	1,482	-26.2 %
2025	March	1,719	1,687	-1.9 %
2025	April	1,816	1,750	-3.6 %
2025	May	1,834	1,910	4.1 %
2025	June	1,611	1,919	19.1 %
2025	July	1,851	2,178	17.7 %
Total		20,313	20,143	-0.8 %



Motorhomes



Colintraive - Rhubodach				
Year	Month	Last Year	This Year	Var %
2024	August	208	200	-3.8 %
2024	September	176	258	46.6 %
2024	October	62	107	72.6 %
2024	November	28	48	71.4 %
2024	December	14	30	114.3 %
2025	January	22	27	22.7 %
2025	February	32	44	37.5 %
2025	March	77	69	-10.4 %
2025	April	140	177	26.4 %
2025	May	265	293	10.6 %
2025	June	228	178	-21.9 %
2025	July	252	214	-15.1 %
Total		1,504	1,645	9.4 %

Wemyss Bay - Rothesay				
Year	Month	Last Year	This Year	Var %
2024	August	356	375	5.3 %
2024	September	289	394	36.3 %
2024	October	176	151	-14.2 %
2024	November	81	134	65.4 %
2024	December	38	70	84.2 %
2025	January	55	42	-23.6 %
2025	February	96	62	-35.4 %
2025	March	173	138	-20.2 %
2025	April	238	285	19.7 %
2025	May	404	482	19.3 %
2025	June	378	342	-9.5 %
2025	July	435	448	3.0 %
Total		2,719	2,923	7.5 %




Reliability & Punctuality



Reliability

Route	Colintraive - Rhubodach		Wemyss Bay - Rothesay	
Month	Contractual	Actual	Contractual	Actual
Aug-24	100.0%	99.8%	99.5%	93.5%
Sep-24	100.0%	100.0%	98.2%	97.2%
Oct-24	100.0%	96.4%	100.0%	92.4%
Nov-24	99.8%	97.6%	100.0%	94.9%
Dec-24	100.0%	93.1%	91.8%	74.8%
Jan-25	99.9%	92.9%	99.8%	93.7%
Feb-25	100.0%	96.3%	100.0%	89.8%
Mar-25	100.0%	99.4%	99.8%	96.0%
Apr-25	100.0%	99.5%	99.8%	98.7%
May-25	100.0%	100.0%	100.0%	100.0%
Jun-25	100.0%	99.8%	99.3%	99.3%
Jul-25	99.9%	99.9%	99.5%	99.5%
Total	100.0%	97.9%	99.0%	94.3%



Punctuality

Route	Colintraive - Rhubodach		Wemyss Bay - Rothesay	
Month	Contractual	Actual	Contractual	Actual
Aug-24	100.0%	99.9%	99.9%	89.9%
Sep-24	100.0%	100.0%	99.7%	97.6%
Oct-24	100.0%	100.0%	100.0%	97.1%
Nov-24	100.0%	100.0%	100.0%	96.3%
Dec-24	100.0%	100.0%	99.5%	94.2%
Jan-25	100.0%	100.0%	100.0%	99.2%
Feb-25	100.0%	100.0%	100.0%	98.5%
Mar-25	100.0%	100.0%	99.9%	98.2%
Apr-25	100.0%	100.0%	100.0%	98.6%
May-25	100.0%	100.0%	99.8%	96.4%
Jun-25	100.0%	100.0%	99.8%	98.8%
Jul-25	99.9%	99.9%	99.8%	93.8%
Total	100.0%	100.0%	99.9%	96.6%



Reliability & Punctuality Summary

Summary of Scheduled, Operated, Cancelled & Diverted Sailings by Route & Leg								
Year	Month	Route	Leg	Operated Sailings	Scheduled Sailings	Additional Sailings	Cancelled Sailings	Diverted Sailings
2025	July	Colintraive - Rhubodach	Colintraive-Rhubodach	967	968	0	1	0
2025	July	Colintraive - Rhubodach	Rhubodach-Colintraive	967	968	0	1	0
2025	July	Wemyss Bay - Rothesay	Rothesay-Wemyss Bay	424	426	0	2	0
2025	July	Wemyss Bay - Rothesay	Wemyss Bay-Rothesay	424	426	0	2	0
Total				2,782	2,788	0	6	0

Summary of Cancellations, Lateness & Relief Events  
by Route & Leg

Year	Month	Route	Leg	Cancelled Sailings	Cancelled (Relief)	Cancelled (No Relief)	On Time	Level 1 Late	Level 1 (Relief)	Level 1 (No Relief)	Level 2 Late	Level 2 (Relief)	Level 2 (No Relief)
2025	July	Colintraive - Rhubodach	Colintraive-Rhubodach	1	0	1	966	1	0	1	0	0	0
2025	July	Colintraive - Rhubodach	Rhubodach-Colintraive	1	0	1	966	1	1	0	0	0	0
2025	July	Wemyss Bay - Rothesay	Rothesay-Wemyss Bay	2	0	2	398	24	24	0	2	2	0
2025	July	Wemyss Bay - Rothesay	Wemyss Bay-Rothesay	2	0	2	397	25	24	1	2	1	1
Total				6	0	6	2,727	51	49	2	4	3	1