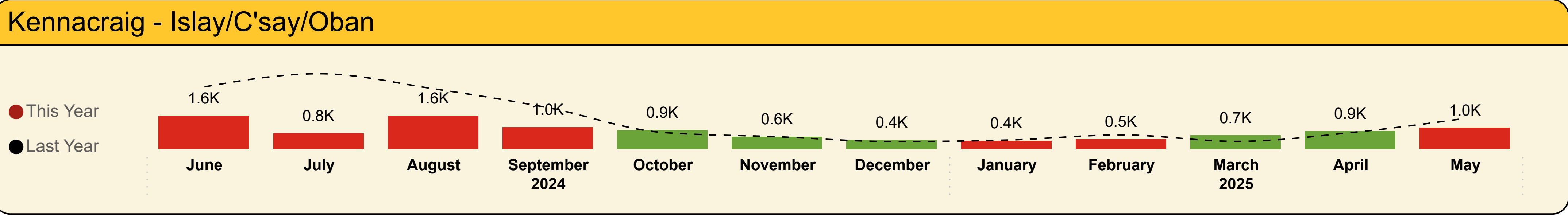
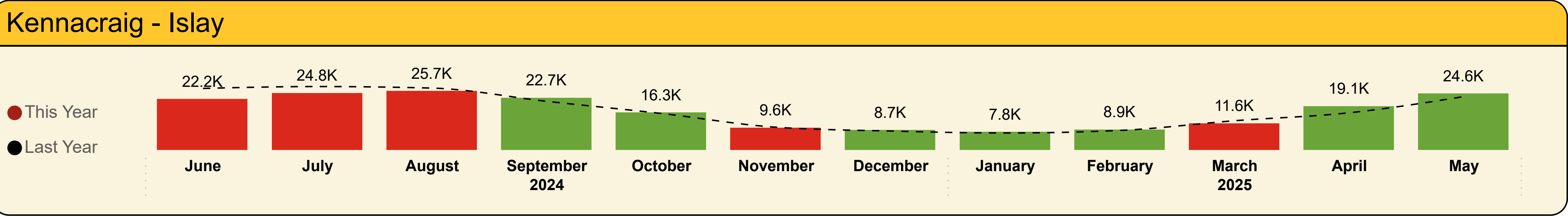




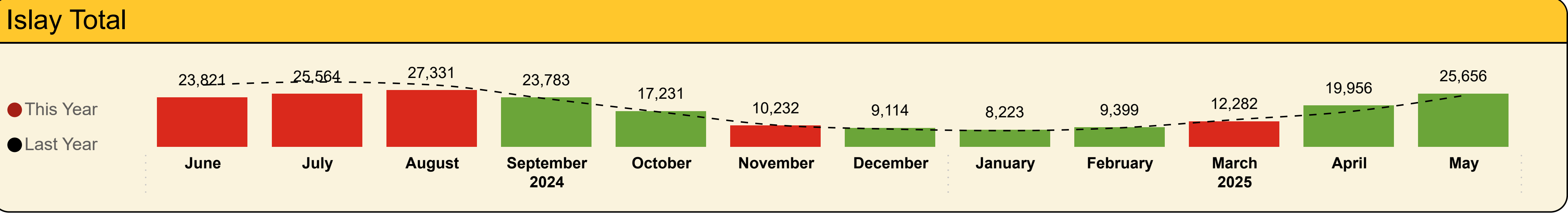
Shipped Passengers



This Month YoY
1,022
LY: 1,475 (-30.71%)
YoY
10,318
LY: 16,970 (-39.2%)



This Month YoY
24,634
LY: 23,312 (+5.67%)
YoY
202,274
LY: 205,047 (-1.4%)




This Month YoY
25,656
LY: 24,787 (+3.51%)
YoY
212,592
LY: 222,017 (-4.2%)



Shipped Cars

Kennacraig - Islay/C'say/Oban



This Month YoY

336


LY: 539 (-37.66%)

YoY

3,616

LY: 6,092 (-40.6%)

Kennacraig - Islay



This Month YoY

8,069

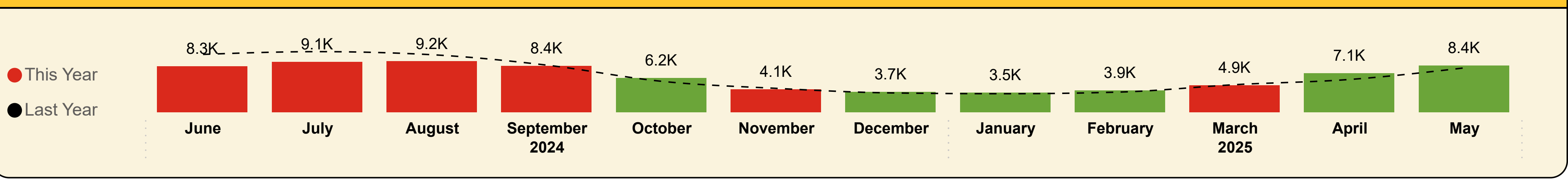
LY: 7,457 (+8.21%)

YoY

73,054

LY: 73,254 (-0.3%)

Islay Total



This Month YoY

8,405

LY: 7,996 (+5.12%)

YoY

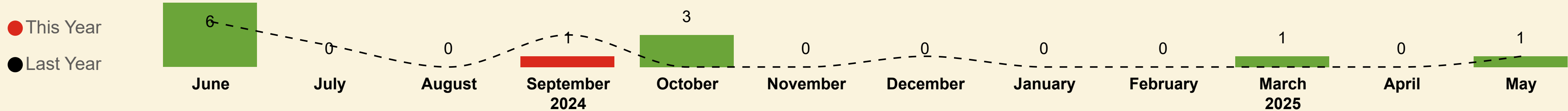
76,670

LY: 79,346 (-3.4%)



Shipped Coaches

Kennacraig - Islay/C'say/Oban



This Month YoY

1

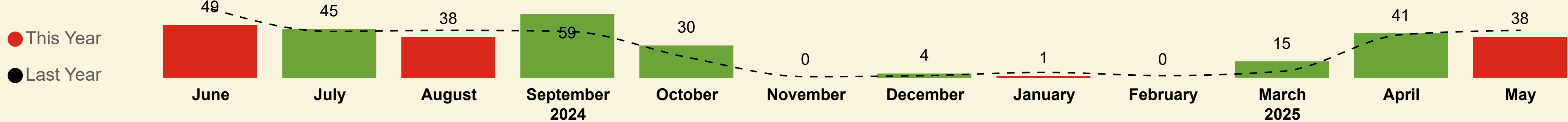
LY: 1 (+0%)

YoY

12

LY: 11 (+6.8%)

Kennacraig - Islay



This Month YoY

38

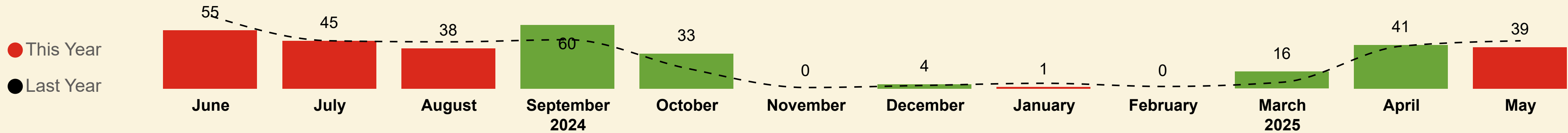
LY: 44 (-13.64%)

YoY

320

LY: 313 (+2.2%)

Islay Total



This Month YoY

39

LY: 45 (-13.33%)

YoY

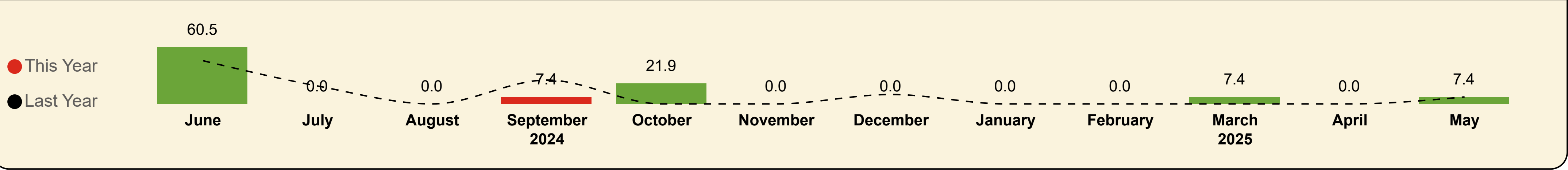
332

LY: 324 (+2.4%)



Shipped Coach Metres

Kennacraig - Islay/C'say/Oban



This Month YoY

7.4

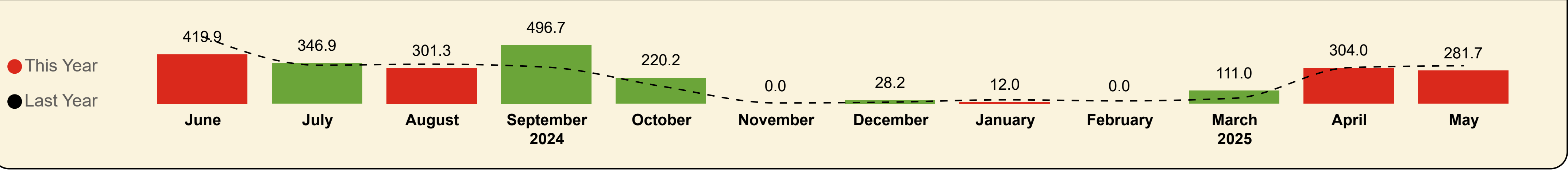
LY: 7.4 (+0%)

YoY

104.6

LY: 107.6 (-2.8%)

Kennacraig - Islay



This Month YoY

281.7

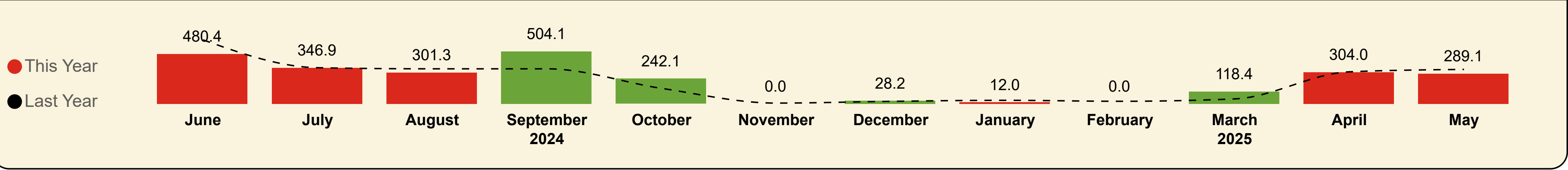
LY: 323.2 (-12.8%)

YoY

2.5K

LY: 2.4K (+3.1%)

Islay Total



This Month YoY

289.1

LY: 330.6 (-12.6%)

YoY

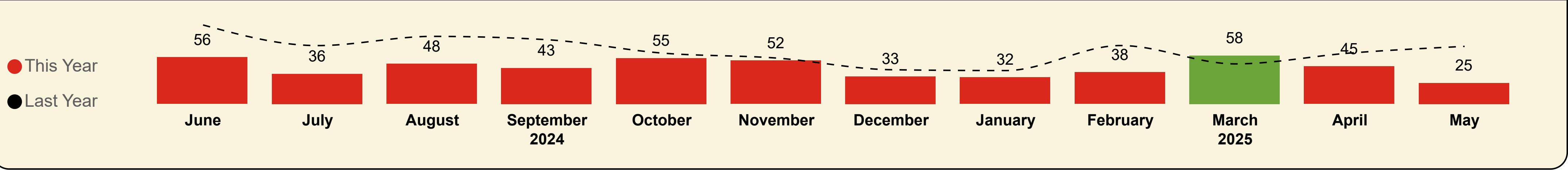
2.6K

LY: 2.6K (+2.8%)



Shipped Commercial Vehicles

Kennacraig - Islay/C'say/Oban



This Month YoY

25

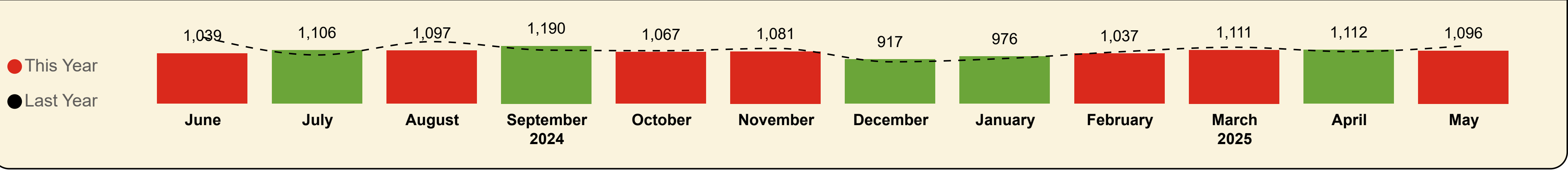
LY: 69 (-63.8%)

YoY

521

LY: 768 (-32.1%)

Kennacraig - Islay



This Month YoY

1,096

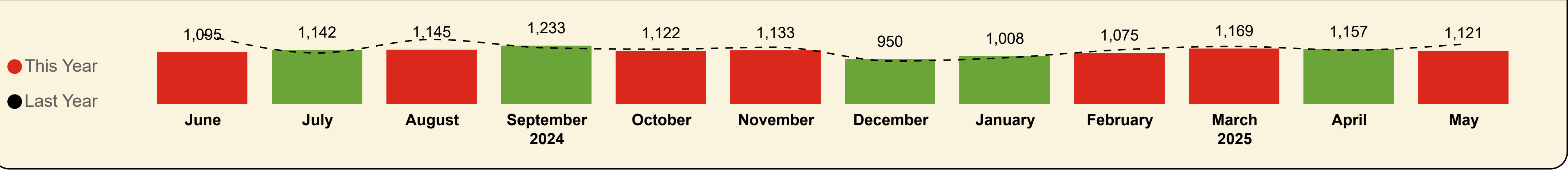
LY: 1,194 (-8.2%)

YoY

12,829

LY: 13,309 (-3.6%)

Islay Total



This Month YoY

1,121

LY: 1,263 (-11.2%)

YoY

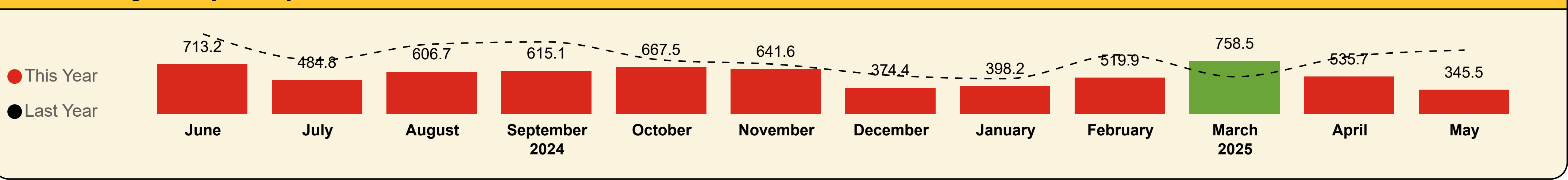
13,350

LY: 14,077 (-5.2%)



Shipped Commercial Vehicle Metres

Kennacraig - Islay/C'say/Oban



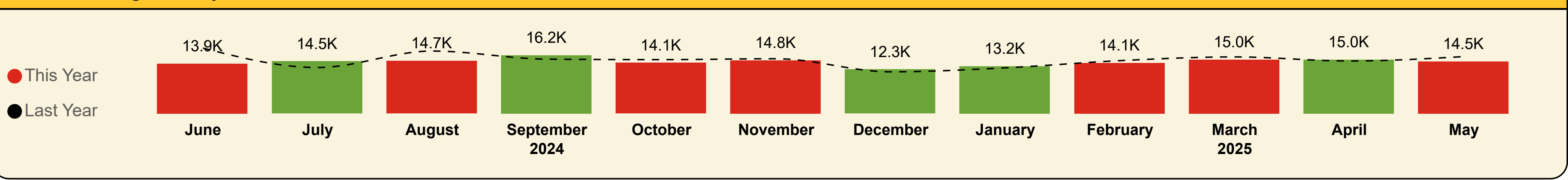
This Month YoY

345.5  
LY: 916.3 (-62.3%)

YoY

6.7K  
LY: 9.6K (-30.9%)

Kennacraig - Islay



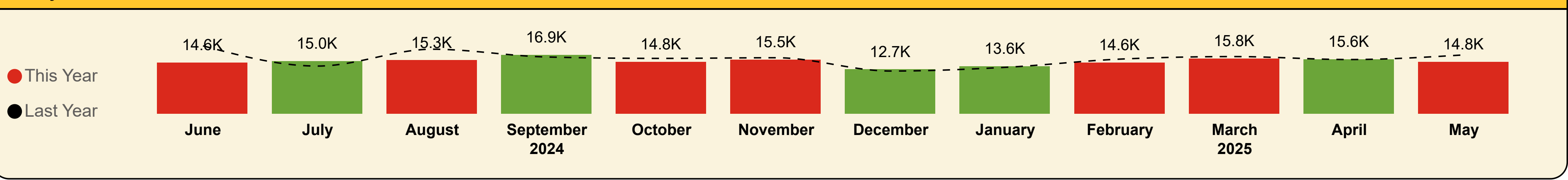
This Month YoY

14.5K  
LY: 15.9K (-8.7%)

YoY

172.6K  
LY: 179.4K (-3.8%)

Islay Total



This Month YoY

14.8K  
LY: 16.8K (-11.6%)

YoY

179.2K  
LY: 189.0K (-5.2%)



Islay Total

Contractual Carrying Groups



This Month YoY

25,656

LY: 24,787 (+3.5%)

YoY

212,592

LY: 222,017 (-4.2%)



This Month YoY

8,405

LY: 7,996 (+5.1%)

YoY

76,670

LY: 79,346 (-3.4%)



This Month YoY

289.1

LY: 330.6 (-12.6%)

YoY

2.6K

LY: 2.6K (+2.8%)



This Month YoY

14.8K

LY: 16.8K (-11.6%)

YoY

179.2K

LY: 189.0K (-5.2%)

Passengers

Year	Month	Last Year	This Year	Variance %
2024	June	29,873	23,821	-20.3 %
2024	July	31,325	25,564	-18.4 %
2024	August	29,914	27,331	-8.6 %
2024	September	23,206	23,783	2.5 %
2024	October	16,713	17,231	3.1 %
2024	November	10,485	10,232	-2.4 %
2024	December	8,585	9,114	6.2 %
2025	January	7,810	8,223	5.3 %
2025	February	9,183	9,399	2.4 %
2025	March	13,116	12,282	-6.4 %
2025	April	17,020	19,956	17.3 %
2025	May	24,787	25,656	3.5 %
Total		222,017	212,592	-4.2 %

Cars

Year	Month	Last Year	This Year	Variance %
2024	June	10,430	8,284	-20.6 %
2024	July	10,926	9,069	-17.0 %
2024	August	10,365	9,191	-11.3 %
2024	September	8,484	8,365	-1.4 %
2024	October	5,563	6,193	11.3 %
2024	November	4,292	4,113	-4.2 %
2024	December	3,471	3,680	6.0 %
2025	January	3,324	3,533	6.3 %
2025	February	3,627	3,909	7.8 %
2025	March	4,964	4,868	-1.9 %
2025	April	5,904	7,060	19.6 %
2025	May	7,996	8,405	5.1 %
Total		79,346	76,670	-3.4 %

Coach Metres

Year	Month	Last Year	This Year	Variance %
2024	June	614.8	480.4	-21.9 %
2024	July	346.9	346.9	-0.0 %
2024	August	336.3	301.3	-10.4 %
2024	September	336.2	504.1	50.0 %
2024	October	148.3	242.1	63.3 %
2024	November	6.6	0.0	-100.0 %
2024	December	23.4	28.2	20.5 %
2025	January	33.3	12.0	-64.0 %
2025	February	24.0	0.0	-100.0 %
2025	March	46.9	118.4	152.5 %
2025	April	307.5	304.0	-1.1 %
2025	May	330.6	289.1	-12.6 %
Total		2,554.8	2,626.5	2.8 %

Commercial Vehicle Metres

Year	Month	Last Year	This Year	Variance %
2024	June	19,388.9	14,638.5	-24.5 %
2024	July	13,604.6	15,033.3	10.5 %
2024	August	18,426.9	15,299.2	-17.0 %
2024	September	16,198.8	16,850.1	4.0 %
2024	October	15,800.5	14,813.7	-6.2 %
2024	November	15,986.7	15,478.0	-3.2 %
2024	December	12,177.9	12,682.3	4.1 %
2025	January	13,243.2	13,585.3	2.6 %
2025	February	15,595.6	14,627.8	-6.2 %
2025	March	16,319.6	15,801.7	-3.2 %
2025	April	15,475.5	15,560.0	0.5 %
2025	May	16,802.2	14,847.9	-11.6 %
Total		189,020.3	179,217.7	-5.2 %

Kennacraig - Islay/C'say/Oban

Contractual Carrying Groups



This Month YoY

1,022

LY: 1,475 (-30.7%)

YoY

10,318

LY: 16,970 (-39.2%)



This Month YoY

336

LY: 539 (-37.7%)

YoY

3,616

LY: 6,092 (-40.6%)



This Month YoY

7.4

LY: 7.4 (+0%)

YoY

104.6

LY: 107.6 (-2.8%)



This Month YoY

345.5

LY: 916.3 (-62.3%)

YoY

6.7K

LY: 9.6K (-30.9%)

Passengers

Year	Month	Last Year	This Year	Variance %
2024	June	2,996	1,587	-47.0 %
2024	July	3,628	753	-79.2 %
2024	August	2,901	1,599	-44.9 %
2024	September	1,985	1,047	-47.3 %
2024	October	792	906	14.4 %
2024	November	587	589	0.3 %
2024	December	355	437	23.1 %
2025	January	427	398	-6.8 %
2025	February	675	468	-30.7 %
2025	March	364	652	79.1 %
2025	April	785	860	9.6 %
2025	May	1,475	1,022	-30.7 %
Total		16,970	10,318	-39.2 %

Cars

Year	Month	Last Year	This Year	Variance %
2024	June	1,097	489	-55.4 %
2024	July	1,196	251	-79.0 %
2024	August	987	570	-42.2 %
2024	September	712	399	-44.0 %
2024	October	286	320	11.9 %
2024	November	261	238	-8.8 %
2024	December	140	164	17.1 %
2025	January	168	149	-11.3 %
2025	February	268	182	-32.1 %
2025	March	149	245	64.4 %
2025	April	289	273	-5.5 %
2025	May	539	336	-37.7 %
Total		6,092	3,616	-40.6 %

Coach Metres

Year	Month	Last Year	This Year	Variance %
2024	June	45.9	60.5	31.9 %
2024	July	19.0	0.0	-100.0 %
2024	August	0.0	0.0	0.0 %
2024	September	25.3	7.4	-70.8 %
2024	October	0.0	21.9	0.0 %
2024	November	0.0	0.0	0.0 %
2024	December	10.0	0.0	-100.0 %
2025	January	0.0	0.0	0.0 %
2025	February	0.0	0.0	0.0 %
2025	March	0.0	7.4	0.0 %
2025	April	0.0	0.0	0.0 %
2025	May	7.4	7.4	0.0 %
Total		107.6	104.6	-2.8 %

Commercial Vehicle Metres

Year	Month	Last Year	This Year	Variance %
2024	June	1,148.6	713.2	-37.9 %
2024	July	774.6	484.8	-37.4 %
2024	August	1,003.5	606.7	-39.5 %
2024	September	1,034.7	615.1	-40.6 %
2024	October	775.3	667.5	-13.9 %
2024	November	712.0	641.6	-9.9 %
2024	December	553.7	374.4	-32.4 %
2025	January	505.6	398.2	-21.2 %
2025	February	849.0	519.9	-38.8 %
2025	March	534.4	758.5	41.9 %
2025	April	825.3	535.7	-35.1 %
2025	May	916.3	345.5	-62.3 %
Total		9,633.1	6,661.1	-30.9 %



Kennacraig - Islay

Contractual Carrying Groups



This Month YoY

24,634

LY: 23,312 (+5.7%)

YoY

202,274

LY: 205,047 (-1.4%)



This Month YoY

8,069

LY: 7,457 (+8.2%)

YoY

73,054

LY: 73,254 (-0.3%)



This Month YoY

281.7

LY: 323.2 (-12.8%)

YoY

2.5K

LY: 2.4K (+3.1%)



This Month YoY

14.5K

LY: 15.9K (-8.7%)

YoY

172.6K

LY: 179.4K (-3.8%)

Passengers

Year	Month	Last Year	This Year	Variance %
2024	June	26,877	22,234	-17.3 %
2024	July	27,697	24,811	-10.4 %
2024	August	27,013	25,732	-4.7 %
2024	September	21,221	22,736	7.1 %
2024	October	15,921	16,325	2.5 %
2024	November	9,898	9,643	-2.6 %
2024	December	8,230	8,677	5.4 %
2025	January	7,383	7,825	6.0 %
2025	February	8,508	8,931	5.0 %
2025	March	12,752	11,630	-8.8 %
2025	April	16,235	19,096	17.6 %
2025	May	23,312	24,634	5.7 %
Total		205,047	202,274	-1.4 %

Cars

Year	Month	Last Year	This Year	Variance %
2024	June	9,333	7,795	-16.5 %
2024	July	9,730	8,818	-9.4 %
2024	August	9,378	8,621	-8.1 %
2024	September	7,772	7,966	2.5 %
2024	October	5,277	5,873	11.3 %
2024	November	4,031	3,875	-3.9 %
2024	December	3,331	3,516	5.6 %
2025	January	3,156	3,384	7.2 %
2025	February	3,359	3,727	11.0 %
2025	March	4,815	4,623	-4.0 %
2025	April	5,615	6,787	20.9 %
2025	May	7,457	8,069	8.2 %
Total		73,254	73,054	-0.3 %

Coach Metres

Year	Month	Last Year	This Year	Variance %
2024	June	568.9	419.9	-26.2 %
2024	July	327.9	346.9	5.8 %
2024	August	336.3	301.3	-10.4 %
2024	September	310.9	496.7	59.8 %
2024	October	148.3	220.2	48.5 %
2024	November	6.6	0.0	-100.0 %
2024	December	13.4	28.2	110.4 %
2025	January	33.3	12.0	-64.0 %
2025	February	24.0	0.0	-100.0 %
2025	March	46.9	111.0	136.7 %
2025	April	307.5	304.0	-1.1 %
2025	May	323.2	281.7	-12.8 %
Total		2,447.2	2,521.9	3.1 %

Commercial Vehicle Metres

Year	Month	Last Year	This Year	Variance %
2024	June	18,240.2	13,925.3	-23.7 %
2024	July	12,829.9	14,548.5	13.4 %
2024	August	17,423.4	14,692.6	-15.7 %
2024	September	15,164.1	16,235.0	7.1 %
2024	October	15,025.2	14,146.2	-5.9 %
2024	November	15,274.7	14,836.4	-2.9 %
2024	December	11,624.2	12,307.9	5.9 %
2025	January	12,737.6	13,187.1	3.5 %
2025	February	14,746.6	14,107.9	-4.3 %
2025	March	15,785.2	15,043.2	-4.7 %
2025	April	14,650.2	15,024.3	2.6 %
2025	May	15,885.9	14,502.4	-8.7 %
Total		179,387.3	172,556.6	-3.8 %



Cars




Kennacraig - Islay/C'say/Oban				
Year	Month	Last Year	This Year	Var %
2024	June	198	333	68.2 %
2024	July	434	194	-55.3 %
2024	August	419	301	-28.2 %
2024	September	288	192	-33.3 %
2024	October	110	115	4.5 %
2024	November	72	83	15.3 %
2024	December	74	103	39.2 %
2025	January	27	49	81.5 %
2025	February	85	95	11.8 %
2025	March	63	150	138.1 %
2025	April	141	169	19.9 %
2025	May	277	195	-29.6 %
Total		2,188	1,979	-9.6 %

Kennacraig - Islay				
Year	Month	Last Year	This Year	Var %
2024	June	3,540	6,368	79.9 %
2024	July	6,261	7,107	13.5 %
2024	August	6,416	7,083	10.4 %
2024	September	5,939	6,498	9.4 %
2024	October	4,052	4,560	12.5 %
2024	November	3,097	2,986	-3.6 %
2024	December	2,635	2,880	9.3 %
2025	January	2,334	2,582	10.6 %
2025	February	2,642	2,897	9.7 %
2025	March	3,751	3,674	-2.1 %
2025	April	4,562	5,531	21.2 %
2025	May	5,885	6,293	6.9 %
Total		51,114	58,459	14.4 %



LGVs



Kennacraig - Islay/C'say/Oban				
Year	Month	Last Year	This Year	Var %
2024	June	15	33	120.0 %
2024	July	43	17	-60.5 %
2024	August	38	24	-36.8 %
2024	September	18	18	0.0 %
2024	October	15	19	26.7 %
2024	November	11	16	45.5 %
2024	December	4	4	0.0 %
2025	January	2	11	450.0 %
2025	February	6	14	133.3 %
2025	March	7	19	171.4 %
2025	April	22	25	13.6 %
2025	May	33	13	-60.6 %
Total		214	213	-0.5 %

Kennacraig - Islay				
Year	Month	Last Year	This Year	Var %
2024	June	363	619	70.5 %
2024	July	503	798	58.6 %
2024	August	480	685	42.7 %
2024	September	480	662	37.9 %
2024	October	337	660	95.8 %
2024	November	427	665	55.7 %
2024	December	374	473	26.5 %
2025	January	404	588	45.5 %
2025	February	482	655	35.9 %
2025	March	700	723	3.3 %
2025	April	559	780	39.5 %
2025	May	542	857	58.1 %
Total		5,651	8,165	44.5 %



Motorhomes



Kennacraig - Islay/C'say/Oban				
Year	Month	Last Year	This Year	Var %
2024	June	5	22	340.0 %
2024	July	29	14	-51.7 %
2024	August	22	25	13.6 %
2024	September	23	21	-8.7 %
2024	October	6	5	-16.7 %
2024	November	3	1	-66.7 %
2024	December	0	4	0.0 %
2025	January	2	1	-50.0 %
2025	February	4	4	0.0 %
2025	March	3	2	-33.3 %
2025	April	13	11	-15.4 %
2025	May	42	23	-45.2 %
Total		152	133	-12.5 %

Kennacraig - Islay				
Year	Month	Last Year	This Year	Var %
2024	June	200	438	119.0 %
2024	July	326	366	12.3 %
2024	August	406	410	1.0 %
2024	September	385	486	26.2 %
2024	October	107	196	83.2 %
2024	November	83	74	-10.8 %
2024	December	37	48	29.7 %
2025	January	28	44	57.1 %
2025	February	28	53	89.3 %
2025	March	153	117	-23.5 %
2025	April	238	336	41.2 %
2025	May	528	706	33.7 %
Total		2,519	3,274	30.0 %



Reliability & Punctuality



Reliability

Route		Kennacraig - Islay		Kennacraig - Islay/C'say/Oban	
Year	Month	Contractual	Actual	Contractual	Actual
2024	June	100.0%	85.1%	100.0%	57.1%
	July	100.0%	80.7%	100.0%	57.9%
	August	95.5%	92.9%	89.8%	65.3%
	September	100.0%	93.7%	100.0%	65.9%
	October	94.3%	88.7%	100.0%	53.1%
	November	100.0%	95.4%	100.0%	80.0%
	December	100.0%	89.8%	100.0%	62.5%
2025	January	100.0%	94.2%	100.0%	75.0%
	February	98.6%	93.8%	100.0%	75.0%
	March	100.0%	100.0%	100.0%	93.8%
	April	100.0%	97.7%	100.0%	100.0%
	May	99.3%	96.6%	71.4%	67.9%



Punctuality

Route		Kennacraig - Islay		Kennacraig - Islay/C'say/Oban	
Year	Month	Contractual	Actual	Contractual	Actual
2024	June	99.1%	92.0%	96.4%	67.9%
	July	99.5%	89.4%	100.0%	72.7%
	August	99.6%	95.6%	100.0%	87.5%
	September	99.6%	94.1%	100.0%	82.8%
	October	98.5%	91.2%	100.0%	70.6%
	November	99.3%	95.1%	100.0%	75.0%
	December	98.5%	90.2%	100.0%	70.0%
2025	January	95.9%	94.6%	100.0%	50.0%
	February	96.3%	82.2%	100.0%	50.0%
	March	99.4%	93.1%	86.7%	46.7%
	April	98.8%	95.0%	100.0%	100.0%
	May	92.9%	80.5%	73.7%	73.7%





Reliability & Punctuality Summary

Summary of Scheduled, Operated, Cancelled & Diverted Sailings by Route and Leg

Year	Month	Route	Leg	Operated Sailings	Scheduled Sailings	Additional Sailings	Cancelled Sailings	Diverted Sailings
2025	May	Kennacraig - Islay	Kennacraig-Port Askaig	73	70	3	0	6
2025	May	Kennacraig - Islay	Kennacraig-Port Ellen	75	75	1	1	2
2025	May	Kennacraig - Islay	Port Askaig-Kennacraig	75	68	8	1	0
2025	May	Kennacraig - Islay	Port Ellen-Kennacraig	76	79	5	8	0
2025	May	Kennacraig - Islay/C'say/Oban	Colonsay-Oban	4	5	0	1	0
2025	May	Kennacraig - Islay/C'say/Oban	Colonsay-Port Askaig	2	5	0	3	0
2025	May	Kennacraig - Islay/C'say/Oban	Kennacraig-Port Askaig	3	3	0	0	0
2025	May	Kennacraig - Islay/C'say/Oban	Kennacraig-Port Ellen	2	2	0	0	2
2025	May	Kennacraig - Islay/C'say/Oban	Oban-Colonsay	4	5	0	1	0
2025	May	Kennacraig - Islay/C'say/Oban	Port Askaig-Colonsay	2	5	0	3	0
Total				318	320	17	19	10

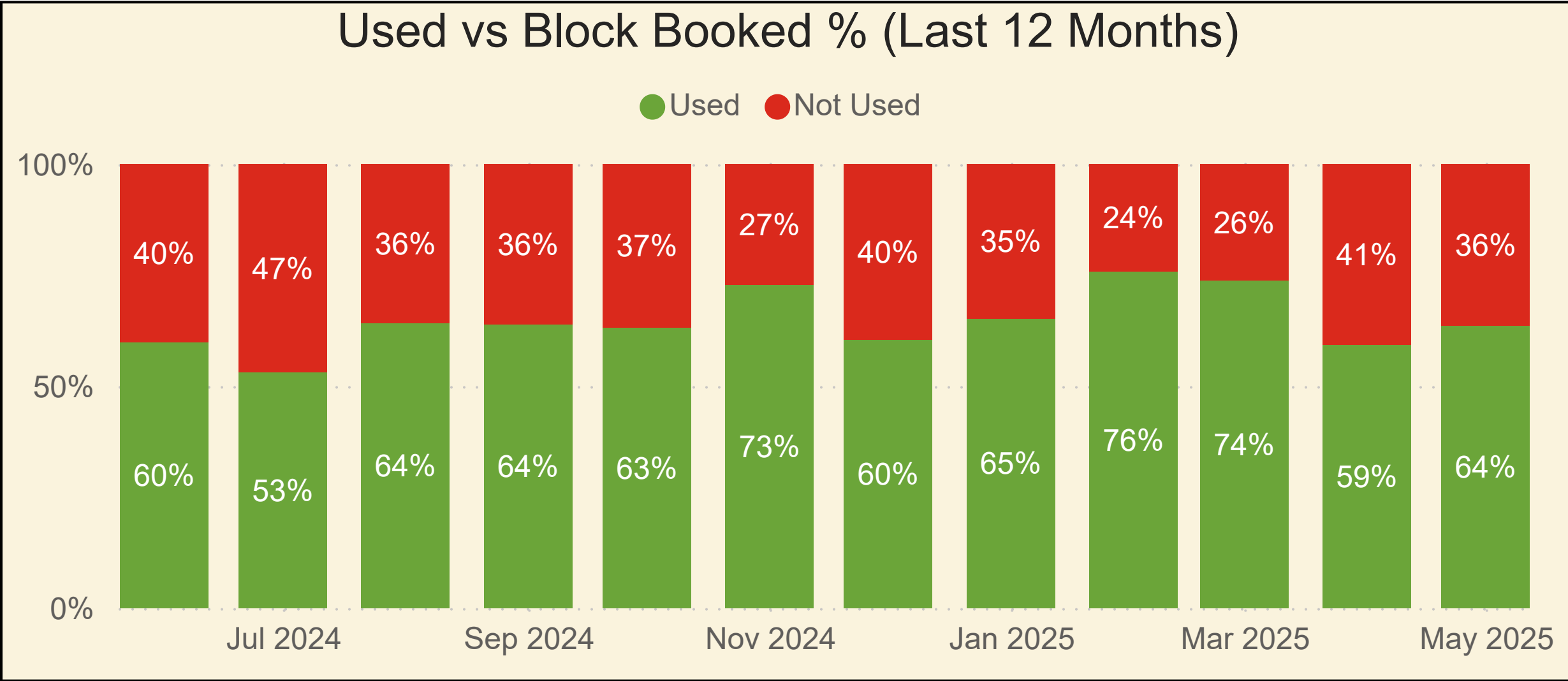
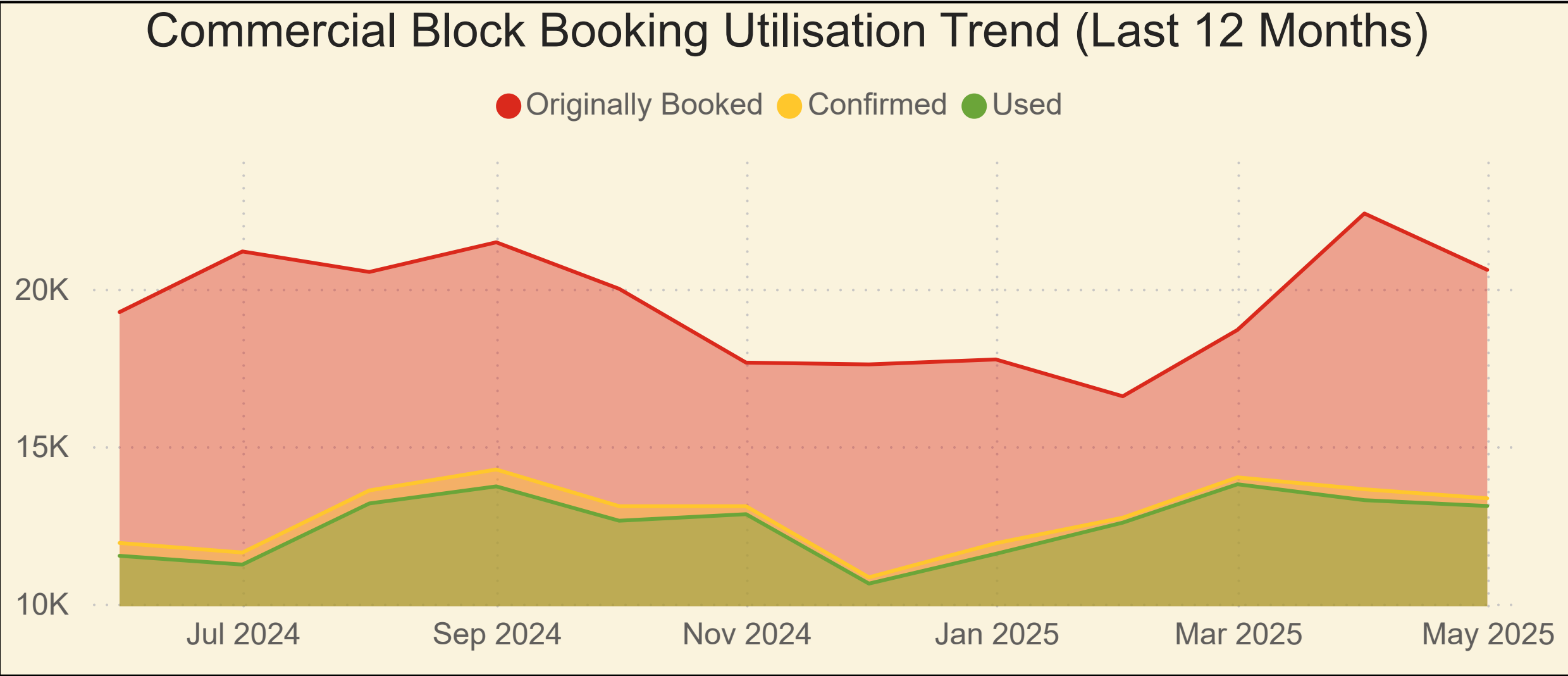
Summary of Cancellations, Lateness & Relief Events by Route and Leg

Year	Month	Route	Leg	Cancelled Sailings	Cancelled (Relief)	Cancelled (No Relief)	On Time	Level 1 Late	Level 1 (Relief)	Level 1 (No Relief)	Level 2 Late	Level 2 (Relief)	Level 2 (No Relief)
2025	May	Kennacraig - Islay	Kennacraig-Port Askaig	0	0	0	48	17	12	5	5	2	3
2025	May	Kennacraig - Islay	Kennacraig-Port Ellen	1	0	1	63	9	6	3	2	1	1
2025	May	Kennacraig - Islay	Port Askaig-Kennacraig	1	1	0	53	10	7	3	4	2	2
2025	May	Kennacraig - Islay	Port Ellen-Kennacraig	8	7	1	63	3	3	0	5	2	3
2025	May	Kennacraig - Islay/C'say/Oban	Colonsay-Oban	1	0	1	2	0	0	0	2	0	2
2025	May	Kennacraig - Islay/C'say/Oban	Colonsay-Port Askaig	3	0	3	2	0	0	0	0	0	0
2025	May	Kennacraig - Islay/C'say/Oban	Kennacraig-Port Askaig	0	0	0	2	0	0	0	1	0	1
2025	May	Kennacraig - Islay/C'say/Oban	Kennacraig-Port Ellen	0	0	0	0	1	0	1	1	0	1
2025	May	Kennacraig - Islay/C'say/Oban	Oban-Colonsay	1	0	1	4	0	0	0	0	0	0
2025	May	Kennacraig - Islay/C'say/Oban	Port Askaig-Colonsay	3	0	3	2	0	0	0	0	0	0
Total				19	9	10	241	40	28	12	20	7	13



Block Booked vs Utilised

Route Name	Month Year	Originally Booked	Booked 24hrs Prior	Confirmed	No Show	Used	Confirmed vs Block Booked	Used vs Confirmed	Used vs Block Booked
Kennacraig - Islay	Jun-2024	19,261	13,493	11,926	408	11,518	62%	97%	60%
Kennacraig - Islay	Jul-2024	21,188	13,721	11,622	383	11,239	55%	97%	53%
Kennacraig - Islay	Aug-2024	20,537	15,362	13,595	414	13,181	66%	97%	64%
Kennacraig - Islay	Sep-2024	21,479	15,712	14,260	536	13,724	66%	96%	64%
Kennacraig - Islay	Oct-2024	20,001	14,595	13,094	461	12,633	65%	96%	63%
Kennacraig - Islay	Nov-2024	17,656	13,629	13,093	253	12,840	74%	98%	73%
Kennacraig - Islay	Dec-2024	17,600	11,720	10,835	200	10,635	62%	98%	60%
Kennacraig - Islay	Jan-2025	17,756	12,622	11,918	337	11,581	67%	97%	65%
Kennacraig - Islay	Feb-2025	16,587	13,489	12,729	157	12,572	77%	99%	76%
Kennacraig - Islay	Mar-2025	18,695	14,947	14,011	220	13,791	75%	98%	74%
Kennacraig - Islay	Apr-2025	22,395	15,043	13,633	347	13,286	61%	97%	59%
Kennacraig - Islay	May-2025	20,603	14,463	13,345	245	13,101	65%	98%	64%
Total		233,757	168,795	154,062	3,960	150,102	66%	97%	64%



**Note:** This report shows block bookings made by block booking customers for any commercial vehicle over 6 metres in length or any LGV that consumes High Lane Metreage. It does not include any bookings on sailings that were cancelled by CalMac. High Lane Metreage refers to deck meterage for high vehicles such as Commercials or LGVs.