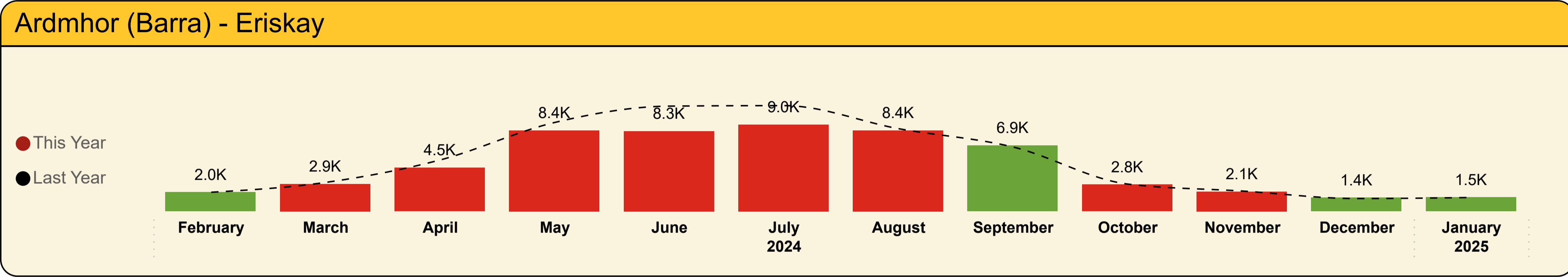




Shipped Passengers

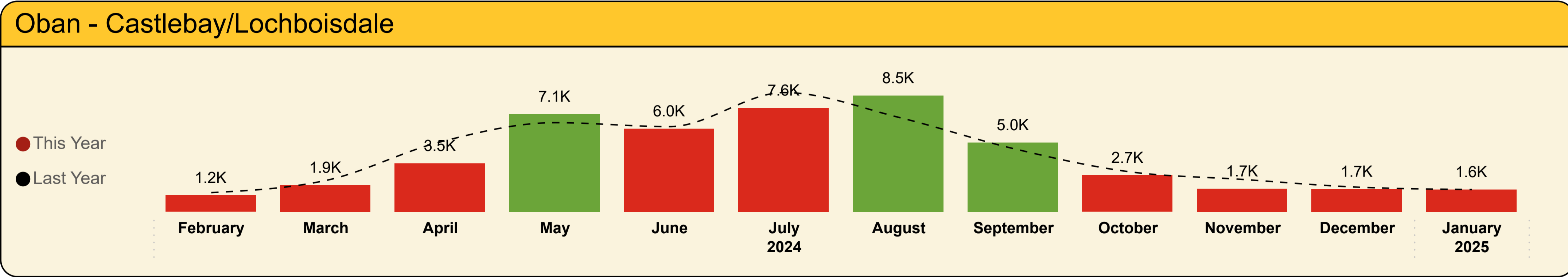


This Month YoY

1,462
LY: 1,441 (+1.46%)

YoY

58,190
LY: 64,537 (-9.83%)

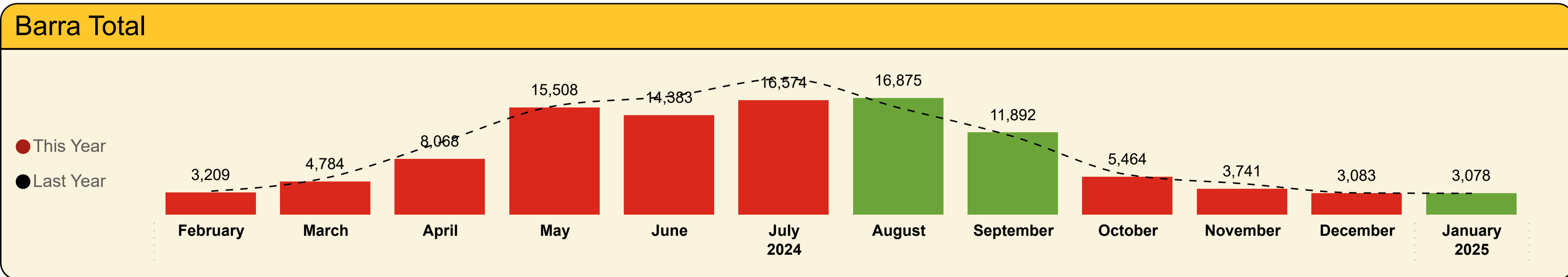


This Month YoY

1,616
LY: 1,621 (-0.31%)

YoY

48,469
LY: 50,237 (-3.52%)



This Month YoY

3,078
LY: 3,062 (+0.52%)

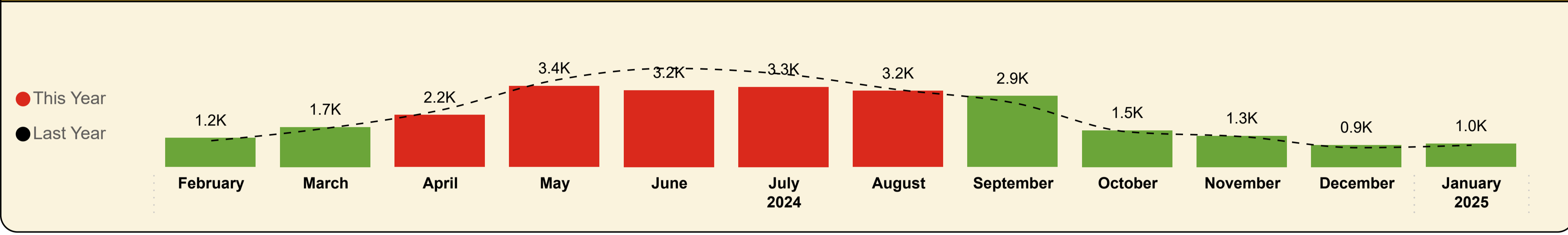
YoY

106,659
LY: 114,774 (-7.07%)



Shipped Cars

Ardmhor (Barra) - Eriskay



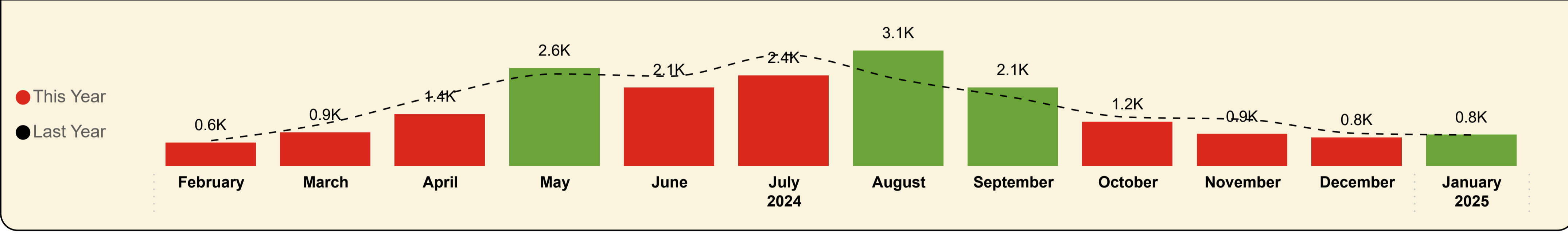
This Month YoY

968
LY: 904 (+7.08%)

YoY

25,702
LY: 26,888 (-4.41%)

Oban - Castlebay/Lochboisdale



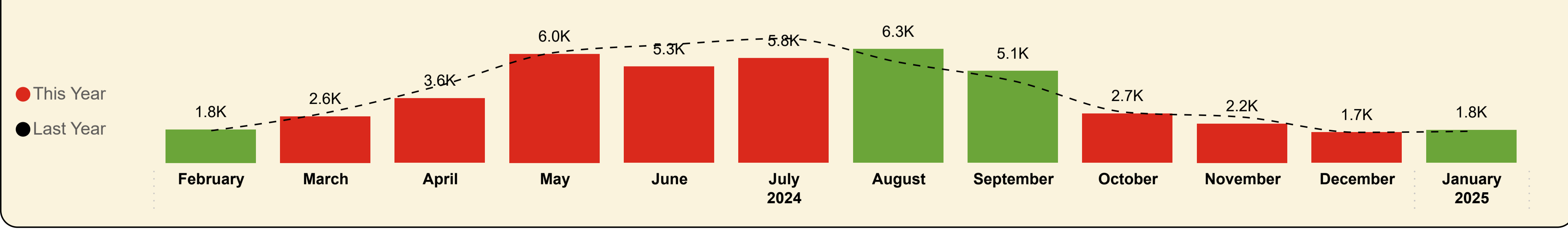
This Month YoY

838
LY: 834 (+0.48%)

YoY

18,988
LY: 20,092 (-5.5%)

Barra Total



This Month YoY

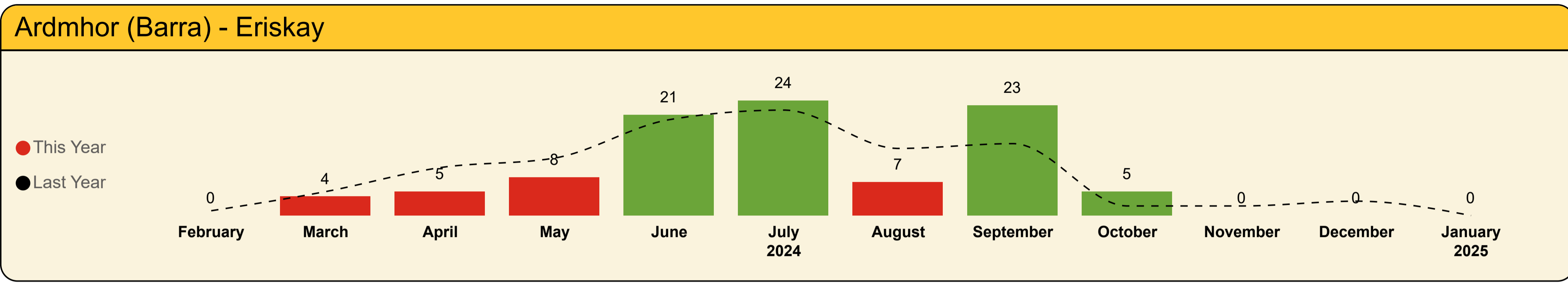
1,806
LY: 1,738 (+3.91%)

YoY

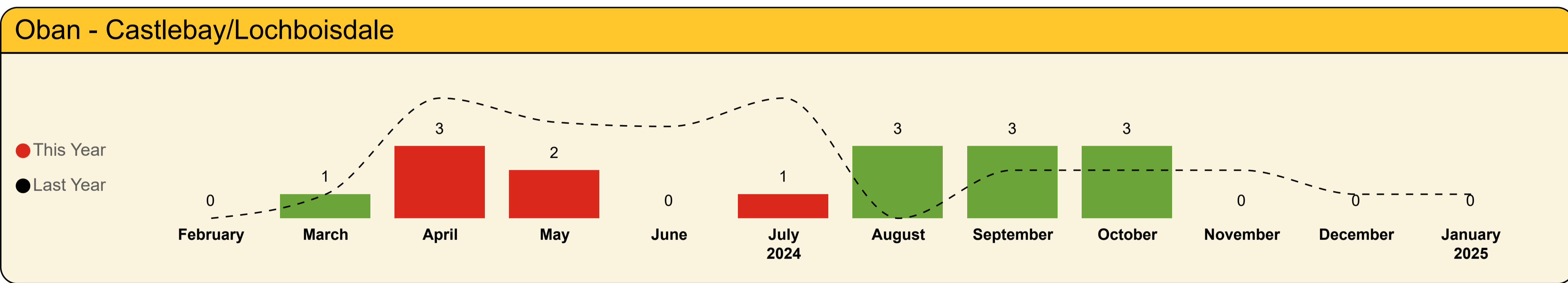
44,690
LY: 46,980 (-4.88%)



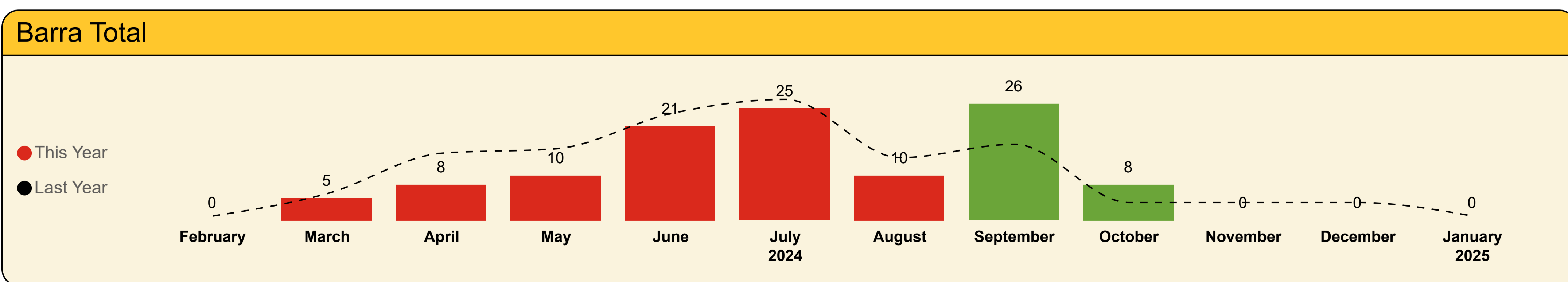
Shipped Coaches



This Month YoY
0 LY: 0
YoY
97 LY: 106 (-8.49%)



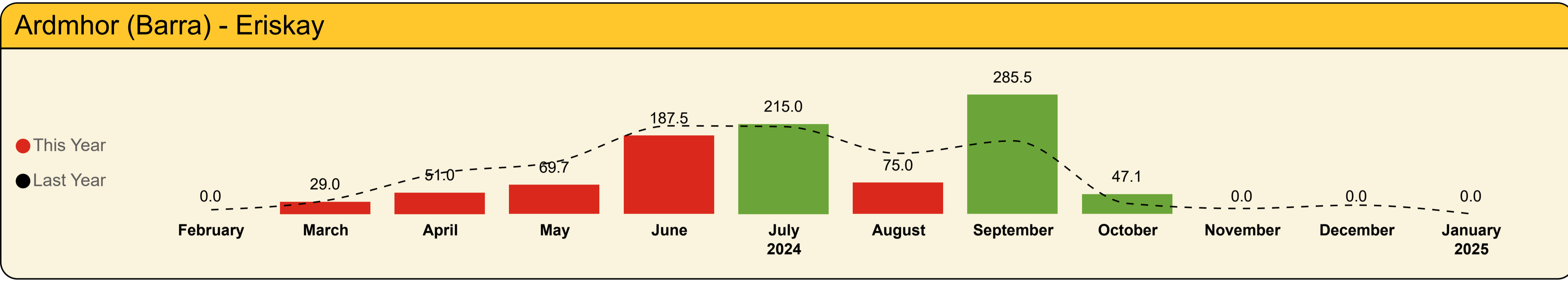
This Month YoY
0 LY: 1 (-100%)
YoY
16 LY: 27 (-40.34%)



This Month YoY
0 LY: 1 (-100%)
YoY
113 LY: 133 (-14.92%)

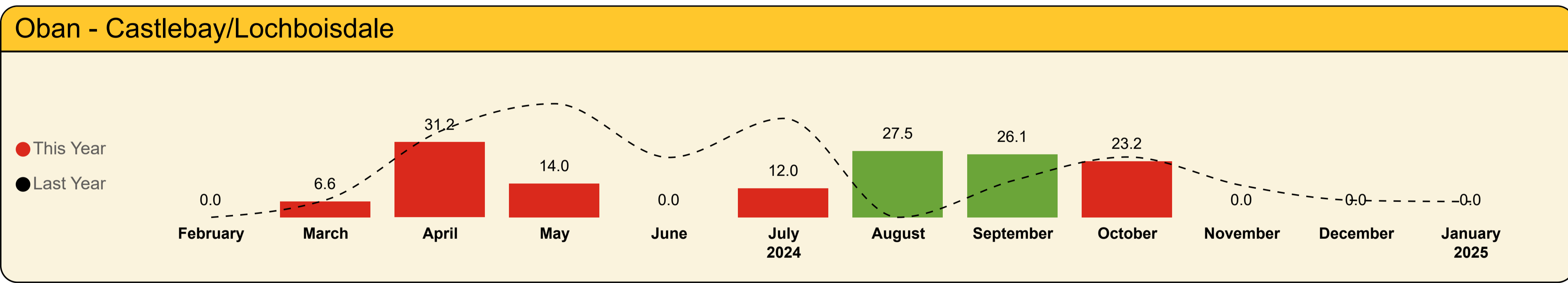


Shipped Coach Metres



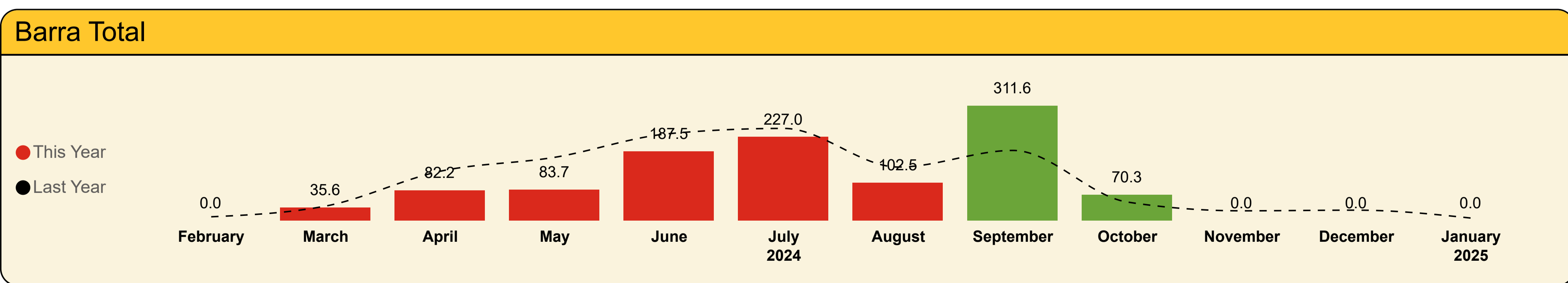
This Month YoY
0.0
LY: 0.0

YoY
959.8
LY: 1.1K (-9.76%)



This Month YoY
0.0
LY: 6.5 (-100%)

YoY
140.6
LY: 222.7 (-36.87%)

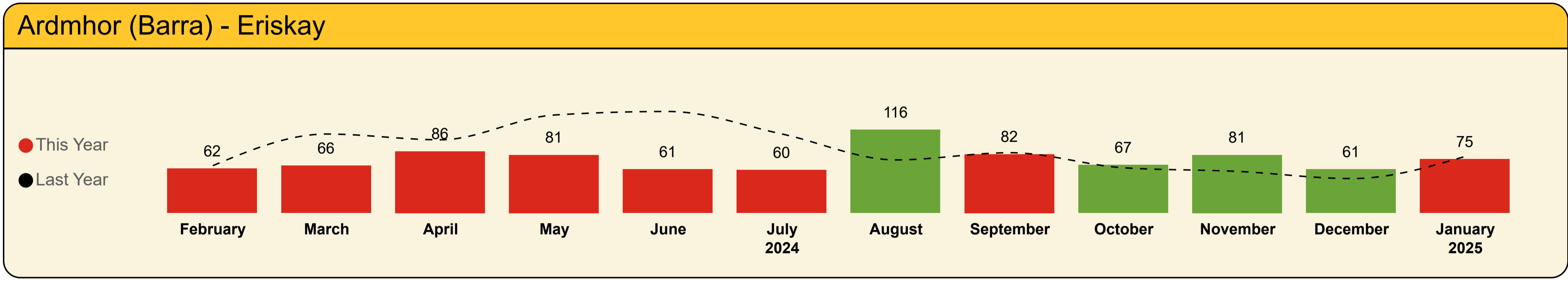


This Month YoY
0.0
LY: 6.5 (-100%)

YoY
1.1K
LY: 1.3K (-14.45%)



Shipped Commercial Vehicles

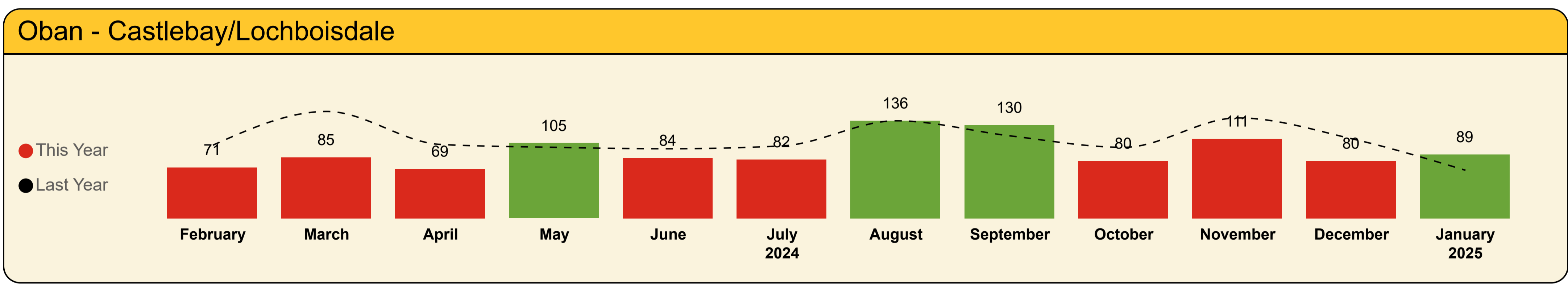


This Month YoY

75
LY: 79 (-5.06%)

YoY

898
LY: 1,072 (-16.22%)

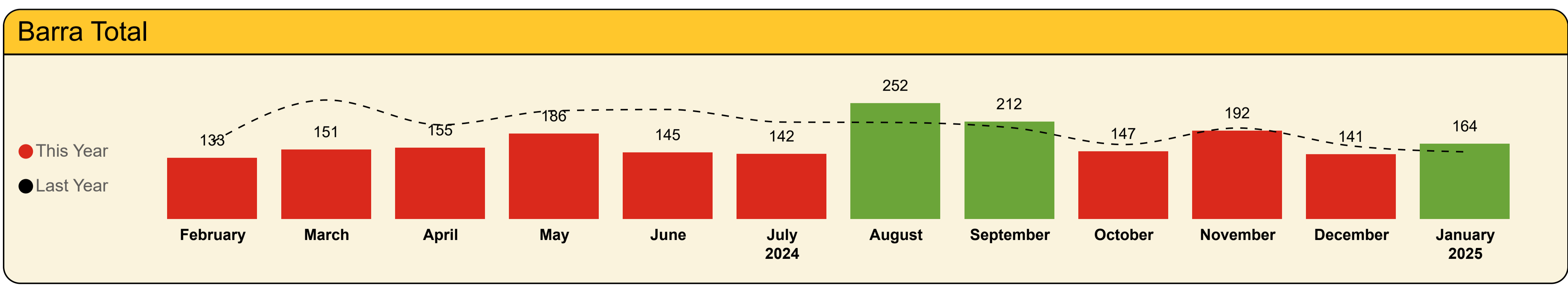


This Month YoY

89
LY: 67 (+32.84%)

YoY

1,122
LY: 1,319 (-14.94%)



This Month YoY

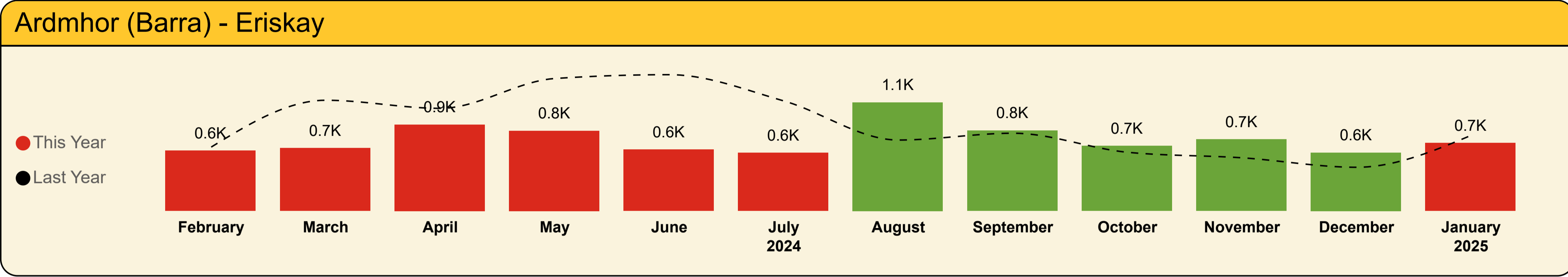
164
LY: 146 (+12.33%)

YoY

2,020
LY: 2,391 (-15.51%)



Shipped Commercial Vehicle Metres

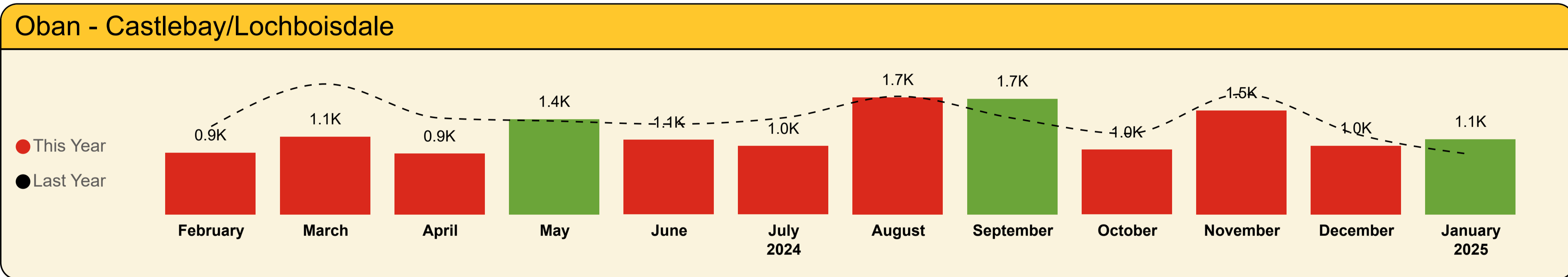


This Month YoY

707.5
LY: 786.0 (-9.99%)

YoY

9.0K
LY: 10.8K (-16.81%)

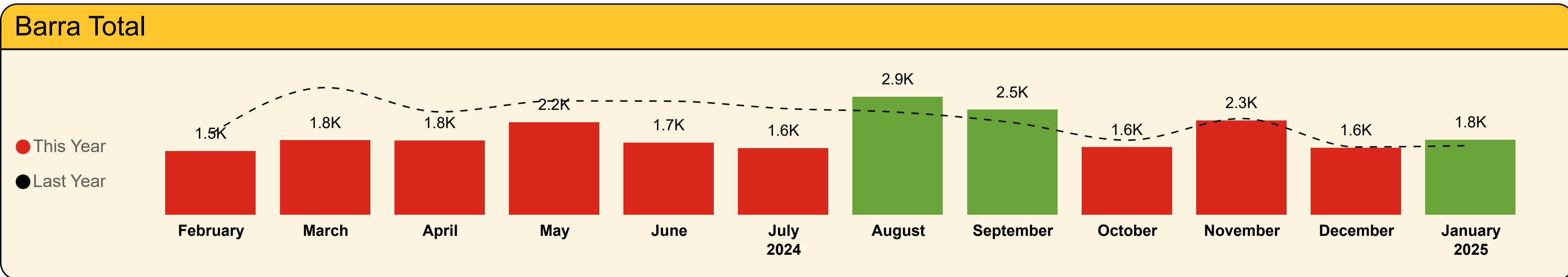


This Month YoY

1.1K
LY: 888.4 (+25.2%)

YoY

14.5K
LY: 17.0K (-14.55%)



This Month YoY

1.8K
LY: 1.7K (+8.68%)

YoY

23.5K
LY: 27.8K (-15.43%)



Barra Total

Contractual Carrying Groups



This Month YoY
3,078
LY: 3,062 (+0.52%)

YoY
106,659
LY: 114,774 (-7.07%)



This Month YoY
1,806
LY: 1,738 (+3.91%)

YoY
44,690
LY: 46,980 (-4.88%)



This Month YoY
0.0
LY: 6.5 (-100%)

YoY
1.1K
LY: 1.3K (-14.45%)



This Month YoY
1.8K
LY: 1.7K (+8.68%)

YoY
23.5K
LY: 27.8K (-15.43%)

Passengers

Year	Month	Last Year	This Year	Variance %
2024	February	3,384	3,209	-5.2 %
2024	March	5,293	4,784	-9.6 %
2024	April	10,434	8,068	-22.7 %
2024	May	15,727	15,508	-1.4 %
2024	June	17,132	14,383	-16.0 %
2024	July	19,655	16,574	-15.7 %
2024	August	15,454	16,875	9.2 %
2024	September	11,278	11,892	5.4 %
2024	October	5,760	5,464	-5.1 %
2024	November	4,467	3,741	-16.3 %
2024	December	3,127	3,083	-1.4 %
2025	January	3,062	3,078	0.5 %
Total		114,774	106,659	-7.1 %

Cars

Year	Month	Last Year	This Year	Variance %
2024	February	1,772	1,836	3.6 %
2024	March	2,752	2,558	-7.0 %
2024	April	4,266	3,557	-16.6 %
2024	May	6,079	5,997	-1.3 %
2024	June	6,512	5,301	-18.6 %
2024	July	6,849	5,762	-15.9 %
2024	August	5,541	6,270	13.2 %
2024	September	4,508	5,061	12.3 %
2024	October	2,772	2,712	-2.2 %
2024	November	2,515	2,154	-14.4 %
2024	December	1,677	1,676	-0.1 %
2025	January	1,738	1,806	3.9 %
Total		46,980	44,690	-4.9 %

Coach Metres

Year	Month	Last Year	This Year	Variance %
2024	February	10.0	0.0	-100.0 %
2024	March	39.2	35.6	-9.2 %
2024	April	133.7	82.2	-38.5 %
2024	May	171.6	83.7	-51.2 %
2024	June	235.8	187.5	-20.5 %
2024	July	250.0	227.0	-9.2 %
2024	August	145.1	102.5	-29.4 %
2024	September	190.2	311.6	63.8 %
2024	October	50.0	70.3	40.6 %
2024	November	26.2	0.0	-100.0 %
2024	December	28.0	0.0	-100.0 %
2025	January	6.5	0.0	-100.0 %
Total		1,286.3	1,100.4	-14.5 %

Commercial Vehicle Metres

Year	Month	Last Year	This Year	Variance %
2024	February	1,965.9	1,540.1	-21.7 %
2024	March	3,080.9	1,803.1	-41.5 %
2024	April	2,493.2	1,798.2	-27.9 %
2024	May	2,758.9	2,243.6	-18.7 %
2024	June	2,753.4	1,743.6	-36.7 %
2024	July	2,574.3	1,616.9	-37.2 %
2024	August	2,484.4	2,859.6	15.1 %
2024	September	2,231.8	2,545.3	14.0 %
2024	October	1,806.2	1,634.8	-9.5 %
2024	November	2,330.5	2,282.3	-2.1 %
2024	December	1,641.7	1,619.8	-1.3 %
2025	January	1,674.4	1,819.8	8.7 %
Total		27,795.5	23,507.1	-15.4 %



Ardmhor (Barra) - Eriskay

Contractual Carrying Groups



This Month YoY
1,462
LY: 1,441 (+1.46%)

YoY
58,190
LY: 64,537 (-9.83%)



This Month YoY
968
LY: 904 (+7.08%)

YoY
25,702
LY: 26,888 (-4.41%)



This Month YoY
0.0
LY: 0.0

YoY
959.8
LY: 1.1K (-9.76%)



This Month YoY
707.5
LY: 786.0 (-9.99%)

YoY
9.0K
LY: 10.8K (-16.81%)

Passengers

Year	Month	Last Year	This Year	Variance %
2024	February	1,986	1,996	0.5 %
2024	March	3,012	2,852	-5.3 %
2024	April	5,352	4,541	-15.2 %
2024	May	9,250	8,418	-9.0 %
2024	June	10,943	8,344	-23.8 %
2024	July	10,994	9,019	-18.0 %
2024	August	8,594	8,424	-2.0 %
2024	September	6,685	6,853	2.5 %
2024	October	2,836	2,795	-1.4 %
2024	November	2,112	2,060	-2.5 %
2024	December	1,331	1,426	7.1 %
2025	January	1,441	1,462	1.5 %
Total		64,537	58,190	-9.8 %

Cars

Year	Month	Last Year	This Year	Variance %
2024	February	1,090	1,209	10.9 %
2024	March	1,605	1,656	3.2 %
2024	April	2,357	2,162	-8.3 %
2024	May	3,600	3,362	-6.6 %
2024	June	4,092	3,187	-22.1 %
2024	July	3,851	3,324	-13.7 %
2024	August	3,206	3,161	-1.4 %
2024	September	2,665	2,947	10.6 %
2024	October	1,458	1,522	4.4 %
2024	November	1,259	1,295	2.9 %
2024	December	801	909	13.5 %
2025	January	904	968	7.1 %
Total		26,888	25,702	-4.4 %

Coach Metres

Year	Month	Last Year	This Year	Variance %
2024	February	10.0	0.0	-100.0 %
2024	March	32.0	29.0	-9.4 %
2024	April	98.0	51.0	-48.0 %
2024	May	124.5	69.7	-44.0 %
2024	June	211.0	187.5	-11.1 %
2024	July	209.0	215.0	2.9 %
2024	August	145.1	75.0	-48.3 %
2024	September	175.0	285.5	63.1 %
2024	October	25.0	47.1	88.4 %
2024	November	13.0	0.0	-100.0 %
2024	December	21.0	0.0	-100.0 %
2025	January	0.0	0.0	0.0 %
Total		1,063.6	959.8	-9.8 %

Commercial Vehicle Metres

Year	Month	Last Year	This Year	Variance %
2024	February	664.5	628.0	-5.5 %
2024	March	1,151.5	654.0	-43.2 %
2024	April	1,067.5	898.5	-15.8 %
2024	May	1,377.5	835.0	-39.4 %
2024	June	1,417.4	639.5	-54.9 %
2024	July	1,144.3	604.5	-47.2 %
2024	August	737.7	1,130.2	53.2 %
2024	September	808.5	836.5	3.5 %
2024	October	610.5	676.6	10.8 %
2024	November	553.0	745.0	34.7 %
2024	December	454.5	606.5	33.4 %
2025	January	786.0	707.5	-10.0 %
Total		10,772.8	8,961.8	-16.8 %



This Month YoY
1,616
LY: 1,621 (-0.31%)

YoY
48,469
LY: 50,237 (-3.52%)



This Month YoY
838
LY: 834 (+0.48%)

YoY
18,988
LY: 20,092 (-5.5%)



This Month YoY
0.0
LY: 6.5 (-100%)

YoY
140.6
LY: 222.7 (-36.87%)



This Month YoY
1.1K
LY: 888.4 (+25.2%)

YoY
14.5K
LY: 17.0K (-14.55%)

Passengers

Year	Month	Last Year	This Year	Variance %
2024	February	1,398	1,213	-13.2 %
2024	March	2,281	1,932	-15.3 %
2024	April	5,082	3,527	-30.6 %
2024	May	6,477	7,090	9.5 %
2024	June	6,189	6,039	-2.4 %
2024	July	8,661	7,555	-12.8 %
2024	August	6,860	8,451	23.2 %
2024	September	4,593	5,039	9.7 %
2024	October	2,924	2,669	-8.7 %
2024	November	2,355	1,681	-28.6 %
2024	December	1,796	1,657	-7.7 %
2025	January	1,621	1,616	-0.3 %
Total		50,237	48,469	-3.5 %

Cars

Year	Month	Last Year	This Year	Variance %
2024	February	682	627	-8.1 %
2024	March	1,147	902	-21.4 %
2024	April	1,909	1,395	-26.9 %
2024	May	2,478	2,635	6.3 %
2024	June	2,420	2,114	-12.6 %
2024	July	2,998	2,438	-18.7 %
2024	August	2,335	3,109	33.1 %
2024	September	1,843	2,114	14.7 %
2024	October	1,314	1,190	-9.4 %
2024	November	1,256	859	-31.6 %
2024	December	876	767	-12.4 %
2025	January	834	838	0.5 %
Total		20,092	18,988	-5.5 %

Coach Metres

Year	Month	Last Year	This Year	Variance %
2024	February	0.0	0.0	0.0 %
2024	March	7.2	6.6	-8.3 %
2024	April	35.7	31.2	-12.6 %
2024	May	47.1	14.0	-70.3 %
2024	June	24.8	0.0	-100.0 %
2024	July	41.0	12.0	-70.7 %
2024	August	0.0	27.5	0.0 %
2024	September	15.2	26.1	71.7 %
2024	October	25.0	23.2	-7.2 %
2024	November	13.2	0.0	-100.0 %
2024	December	7.0	0.0	-100.0 %
2025	January	6.5	0.0	-100.0 %
Total		222.7	140.6	-36.9 %

Commercial Vehicle Metres

Year	Month	Last Year	This Year	Variance %
2024	February	1,301.4	912.1	-29.9 %
2024	March	1,929.4	1,149.1	-40.4 %
2024	April	1,425.7	899.7	-36.9 %
2024	May	1,381.4	1,408.6	2.0 %
2024	June	1,336.0	1,104.1	-17.4 %
2024	July	1,430.0	1,012.4	-29.2 %
2024	August	1,746.7	1,729.4	-1.0 %
2024	September	1,423.3	1,708.8	20.1 %
2024	October	1,195.7	958.2	-19.9 %
2024	November	1,777.5	1,537.3	-13.5 %
2024	December	1,187.2	1,013.3	-14.6 %
2025	January	888.4	1,112.3	25.2 %
Total		17,022.7	14,545.3	-14.6 %



Cars



Ardmhor (Barra) - Eriskay

Year	Month	Last Year	This Year	Var %
2024	February	897	530	-40.9 %
2024	March	1,236	776	-37.2 %
2024	April	1,829	1,234	-32.5 %
2024	May	1,680	1,453	-13.5 %
2024	June	1,571	1,684	7.2 %
2024	July	1,294	1,732	33.8 %
2024	August	1,385	2,110	52.3 %
2024	September	1,039	1,491	43.5 %
2024	October	598	837	40.0 %
2024	November	561	680	21.2 %
2024	December	355	362	2.0 %
2025	January	467	617	32.1 %
Total		12,912	13,506	4.6 %

Oban - Castlebay/Lochboisdale

Year	Month	Last Year	This Year	Var %
2024	February	516	528	2.3 %
2024	March	863	745	-13.7 %
2024	April	1,377	1,319	-4.2 %
2024	May	1,271	2,070	62.9 %
2024	June	1,156	1,875	62.2 %
2024	July	1,987	2,265	14.0 %
2024	August	1,315	2,408	83.1 %
2024	September	1,182	1,534	29.8 %
2024	October	1,012	924	-8.7 %
2024	November	972	622	-36.0 %
2024	December	748	635	-15.1 %
2025	January	690	625	-9.4 %
Total		13,089	15,550	18.8 %



LGVs



Ardmhor (Barra) - Eriskay

Year	Month	Last Year	This Year	Var %
2024	February	174	158	-9.2 %
2024	March	321	218	-32.1 %
2024	April	328	203	-38.1 %
2024	May	272	165	-39.3 %
2024	June	166	167	0.6 %
2024	July	126	185	46.8 %
2024	August	145	211	45.5 %
2024	September	103	211	104.9 %
2024	October	105	151	43.8 %
2024	November	165	157	-4.8 %
2024	December	119	99	-16.8 %
2025	January	138	178	29.0 %
Total		2,162	2,103	-2.7 %

Oban - Castlebay/Lochboisdale

Year	Month	Last Year	This Year	Var %
2024	February	139	88	-36.7 %
2024	March	231	109	-52.8 %
2024	April	260	139	-46.5 %
2024	May	206	194	-5.8 %
2024	June	140	153	9.3 %
2024	July	163	160	-1.8 %
2024	August	129	144	11.6 %
2024	September	117	183	56.4 %
2024	October	129	126	-2.3 %
2024	November	151	135	-10.6 %
2024	December	86	98	14.0 %
2025	January	79	123	55.7 %
Total		1,830	1,652	-9.7 %



Motorhomes



Ardmhor (Barra) - Eriskay


Year	Month	Last Year	This Year	Var %
2024	February	1	8	700.0 %
2024	March	20	51	155.0 %
2024	April	137	212	54.7 %
2024	May	265	513	93.6 %
2024	June	358	415	15.9 %
2024	July	210	358	70.5 %
2024	August	234	390	66.7 %
2024	September	256	416	62.5 %
2024	October	49	69	40.8 %
2024	November	13	18	38.5 %
2024	December	3	10	233.3 %
2025	January	13	4	-69.2 %
Total		1,559	2,464	58.1 %

Oban - Castlebay/Lochboisdale

Year	Month	Last Year	This Year	Var %
2024	February	8	15	87.5 %
2024	March	23	49	113.0 %
2024	April	236	245	3.8 %
2024	May	383	697	82.0 %
2024	June	244	459	88.1 %
2024	July	307	416	35.5 %
2024	August	236	449	90.3 %
2024	September	281	385	37.0 %
2024	October	64	80	25.0 %
2024	November	26	23	-11.5 %
2024	December	11	7	-36.4 %
2025	January	17	10	-41.2 %
Total		1,836	2,835	54.4 %



Reliability & Punctuality



Reliability					
Route		Ardmhor (Barra) - Eriskay		Oban - Castlebay/Lochboisdale	
Year	Month	Contractual	Actual	Contractual	Actual
2024	February	97.7%	89.5%	81.7%	58.5%
	March	100.0%	90.8%	100.0%	60.0%
	April	100.0%	92.5%	86.7%	76.7%
	May	98.7%	98.7%	100.0%	100.0%
	June	96.6%	95.3%	100.0%	96.7%
	July	95.8%	95.5%	100.0%	96.8%
	August	98.7%	94.7%	100.0%	96.8%
	September	98.7%	91.9%	100.0%	96.7%
	October	98.3%	81.0%	100.0%	80.4%
	November	100.0%	87.7%	56.4%	43.6%
	December	99.6%	77.1%	100.0%	84.1%
2025	January	98.5%	88.8%	100.0%	81.3%
Total		98.5%	90.5%	92.7%	79.3%

Punctuality					
Route		Ardmhor (Barra) - Eriskay		Oban - Castlebay/Lochboisdale	
Year	Month	Contractual	Actual	Contractual	Actual
2024	February	99.2%	97.5%	100.0%	79.2%
	March	99.2%	97.3%	95.2%	45.2%
	April	100.0%	99.6%	93.5%	89.1%
	May	99.3%	98.0%	100.0%	96.8%
	June	99.6%	99.3%	96.6%	84.5%
	July	98.0%	95.6%	93.3%	83.3%
	August	100.0%	100.0%	96.7%	85.0%
	September	100.0%	100.0%	100.0%	93.1%
	October	100.0%	98.8%	100.0%	84.4%
	November	100.0%	98.8%	97.1%	97.1%
	December	99.5%	97.5%	94.6%	70.3%
2025	January	99.6%	98.3%	96.9%	75.4%
Total		99.5%	98.4%	97.1%	82.6%



Reliability & Punctuality Summary

Summary of Scheduled, Operated, Cancelled & Diverted Sailings
by Route & Leg

Year	Month	Route	Leg	Operated Sailings	Scheduled Sailings	Additional Sailings	Cancelled Sailings	Diverted Sailings
2025	January	Ardmhor (Barra) - Eriskay	Ardmhor-Eriskay	119	134	0	15	0
2025	January	Ardmhor (Barra) - Eriskay	Eriskay-Ardmhor	119	134	0	15	0
2025	January	Oban - Castlebay/Lochboisdale	Castlebay-Oban	21	21	1	1	0
2025	January	Oban - Castlebay/Lochboisdale	Lochboisdale-Oban	14	19	2	7	0
2025	January	Oban - Castlebay/Lochboisdale	Oban-Castlebay	21	21	1	1	0
2025	January	Oban - Castlebay/Lochboisdale	Oban-Lochboisdale	15	19	2	6	0
Total				309	348	6	45	0

Summary of Cancellations, Lateness & Relief Events
by Route & Leg

Year	Month	Route	Leg	Cancelled Sailings	Cancelled (Relief)	Cancelled (No Relief)	On Time	Level 1 Late	Level 1 (Relief)	Level 1 (No Relief)	Level 2 Late	Level 2 (Relief)	Level 2 (No Relief)
2025	January	Ardmhor (Barra) - Eriskay	Ardmhor-Eriskay	15	13	2	117	2	1	1	0	0	0
2025	January	Ardmhor (Barra) - Eriskay	Eriskay-Ardmhor	15	13	2	117	2	2	0	0	0	0
2025	January	Oban - Castlebay/Lochboisdale	Castlebay-Oban	1	1	0	15	3	2	1	2	2	0
2025	January	Oban - Castlebay/Lochboisdale	Lochboisdale-Oban	7	7	0	8	2	2	0	2	2	0
2025	January	Oban - Castlebay/Lochboisdale	Oban-Castlebay	1	1	0	16	4	4	0	0	0	0
2025	January	Oban - Castlebay/Lochboisdale	Oban-Lochboisdale	6	6	0	10	1	0	1	2	2	0
Total				45	41	4	283	14	11	3	6	6	0