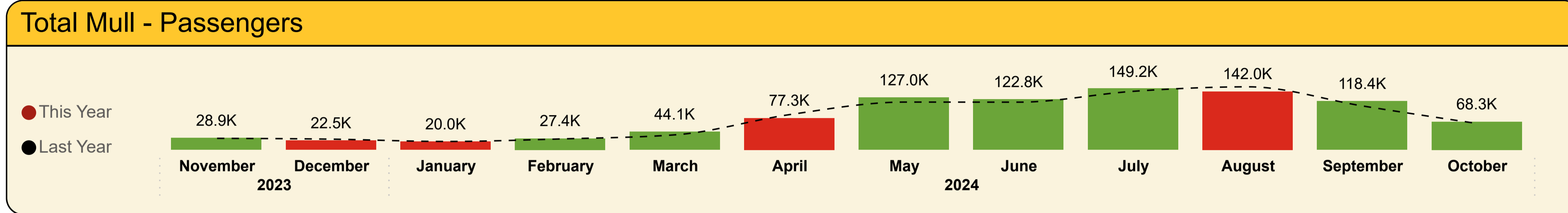


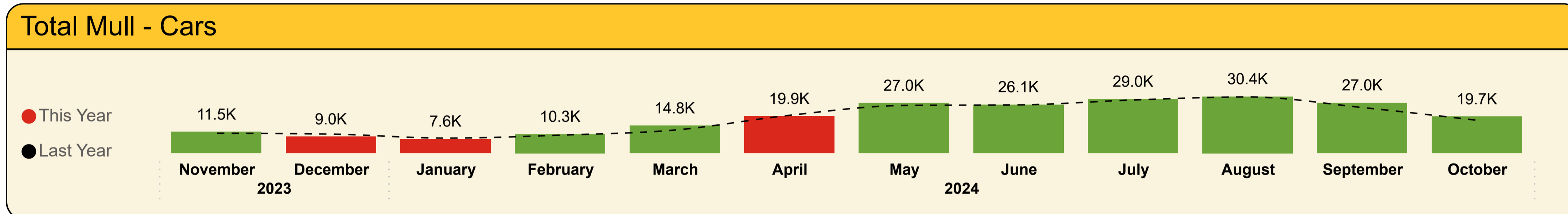


Shipped Passengers



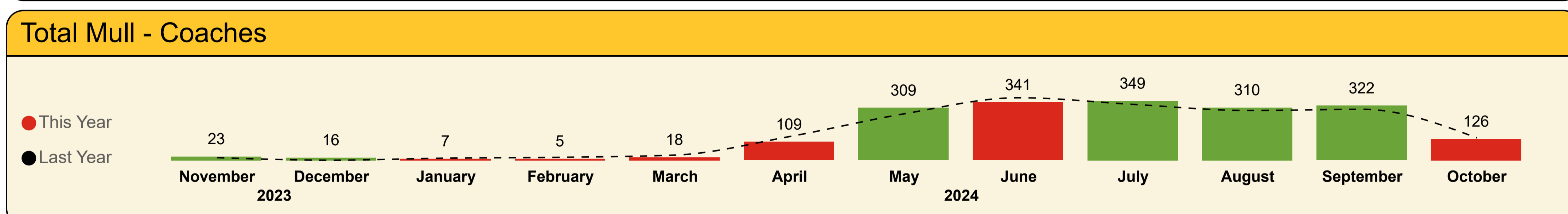
This Month YoY
68,310
LY: 63,747 (+7.16%)

YoY
947,891
LY: 920,604 (+3%)



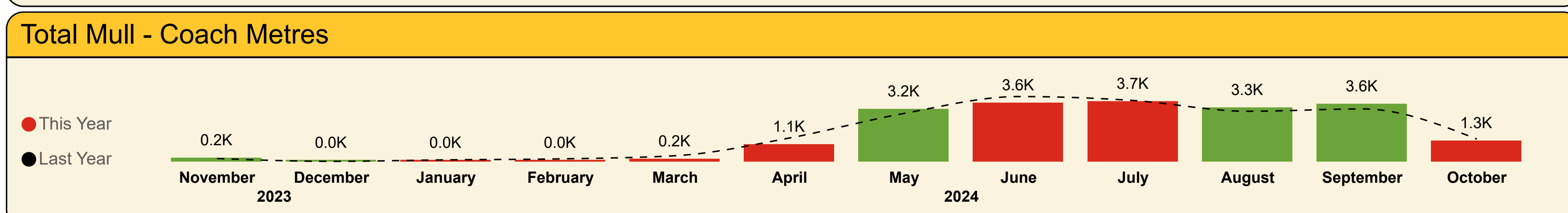
This Month YoY
19,742
LY: 17,672 (+11.71%)

YoY
232,382
LY: 224,634 (+3.4%)



This Month YoY
126
LY: 132 (-4.55%)

YoY
1935
LY: 1,915 (+1.1%)

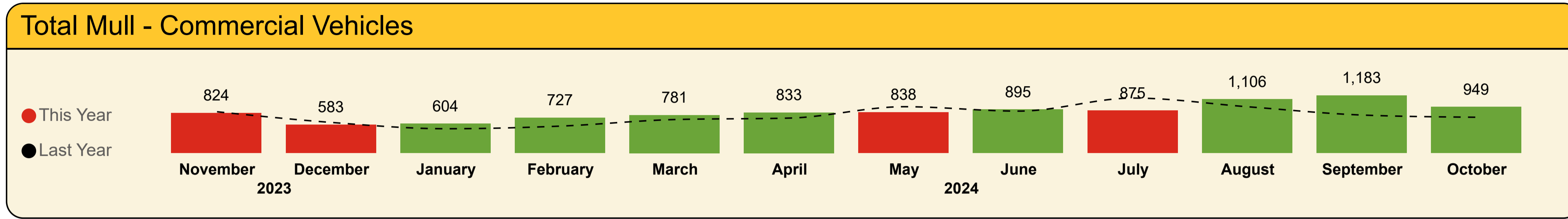


This Month YoY
1.3K
LY: 1.4K (-5.7%)

YoY
20.3K
LY: 20.6K (-1.5%)



Shipped Passengers

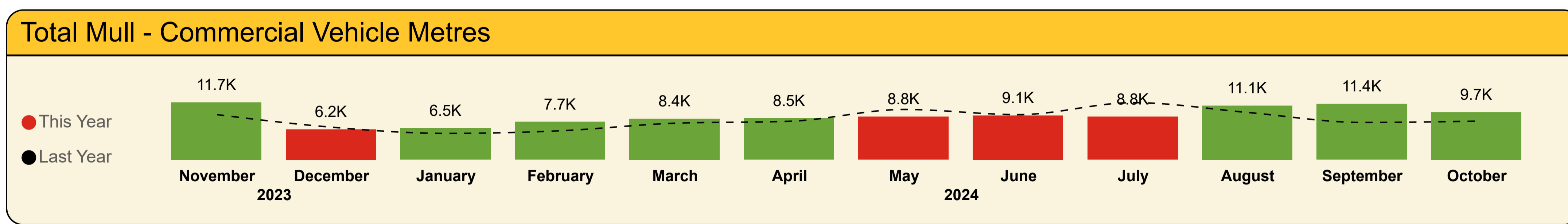


This Month YoY

949
LY: 734 (+29.3%)

YoY

10,198
LY: 9,352 (+9%)



This Month YoY

9.7K
LY: 7.9K (+23.4%)

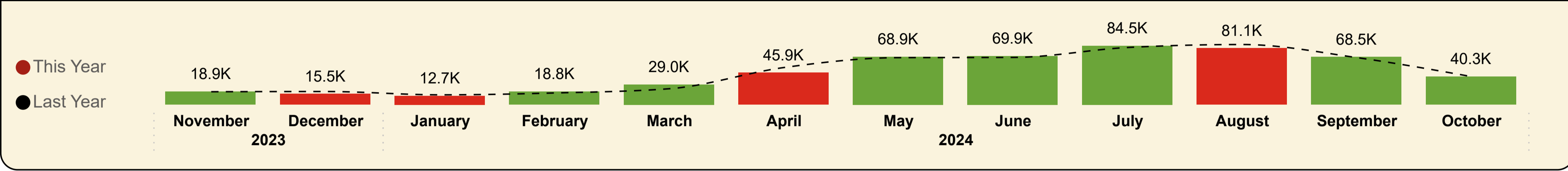
YoY

107.8K
LY: 98.8K (+9.1%)



Shipped Passengers

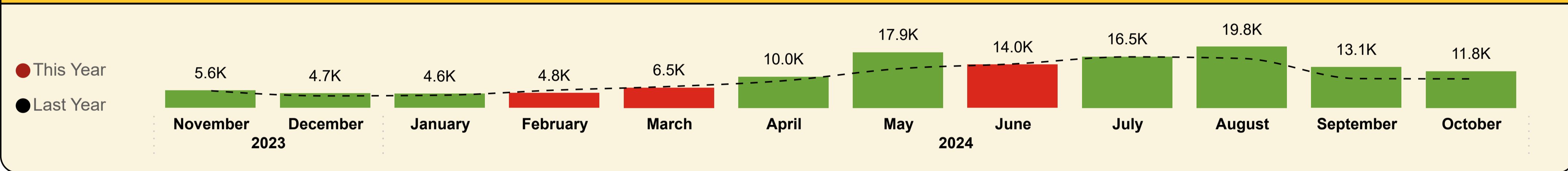
Oban - Craignure



This Month YoY
40,297
LY: 40,277 (+0.05%)

YoY
553,909
LY: 555,941 (-0.4%)

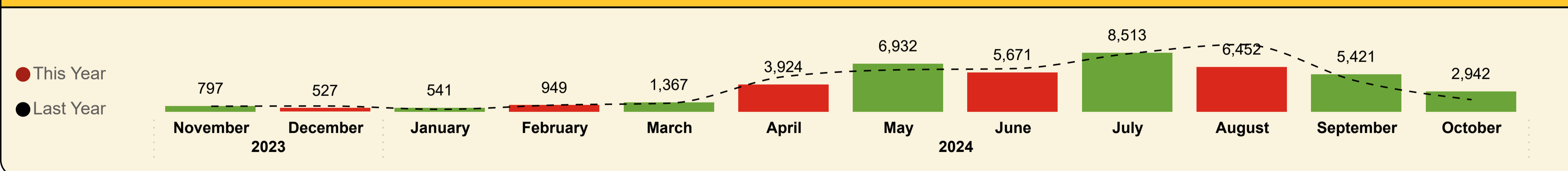
Fishnish - Lochaline



This Month YoY
11,816
LY: 9,337 (+26.55%)

YoY
129,164
LY: 112,631 (+14.7%)

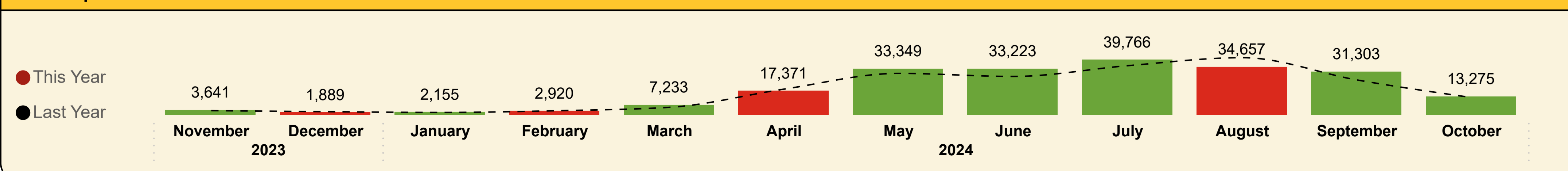
Tobermory - Kilchoan



This Month YoY
2,942
LY: 1,730 (+70.06%)

YoY
44,036
LY: 45,627 (-3.5%)

Fionnphort - Iona

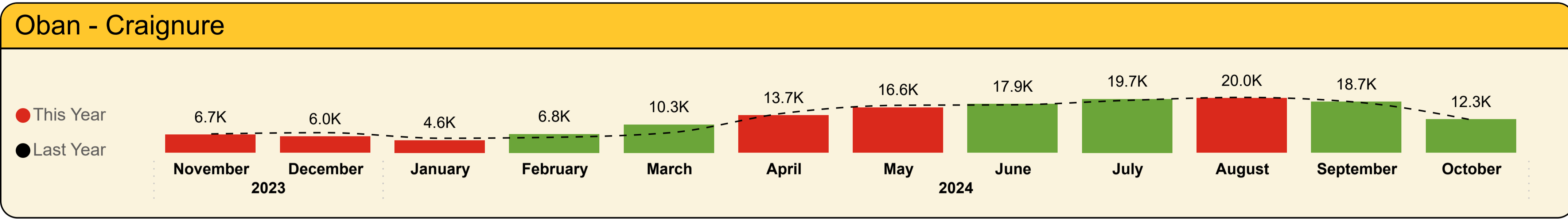


This Month YoY
13,275
LY: 12,540 (+5.86%)

YoY
220,782
LY: 206,404 (+7%)

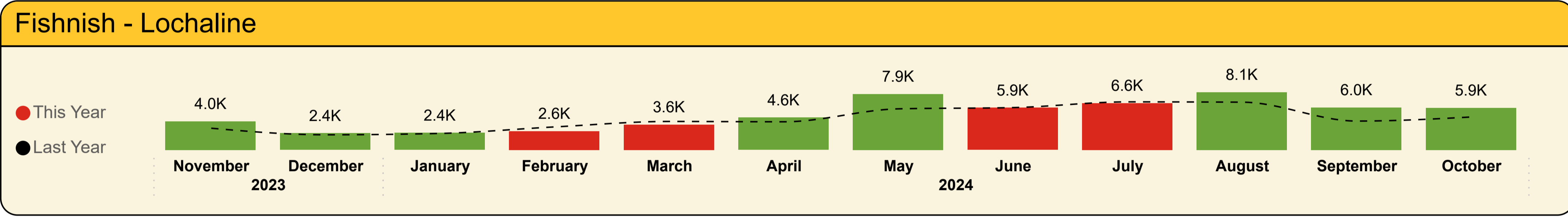


Shipped Cars



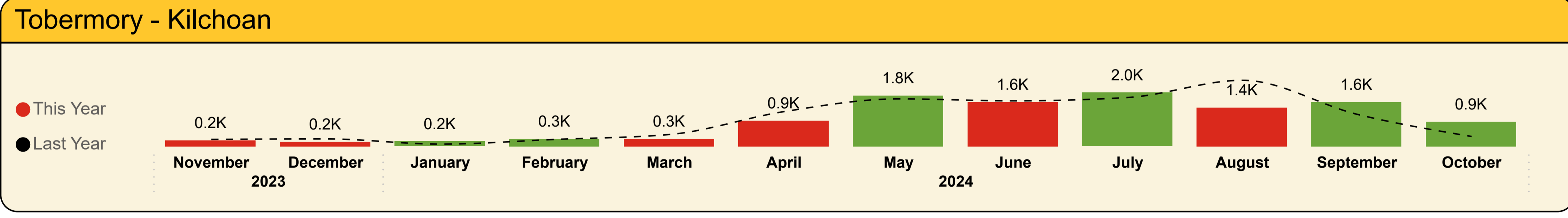
This Month YoY
12,295
LY: 12,065 (+1.91%)

YoY
153,368
LY: 152,267 (+0.7%)



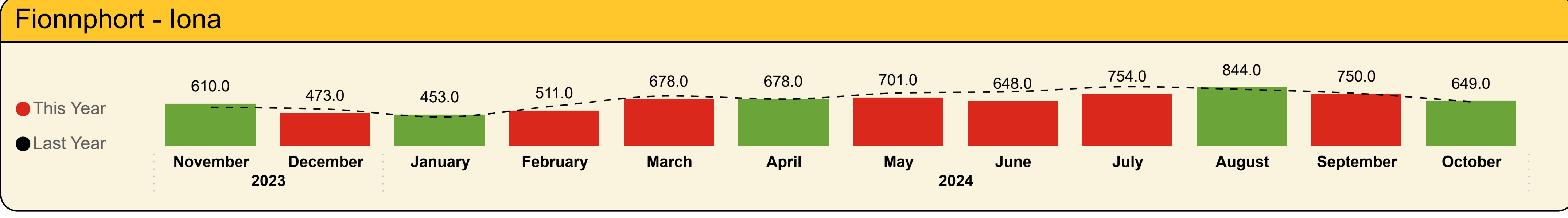
This Month YoY
5,911
LY: 4,640 (+27.39%)

YoY
59,941
LY: 52,661 (+13.8%)



This Month YoY
888
LY: 358 (+148.04%)

YoY
11,324
LY: 11,615 (-2.5%)

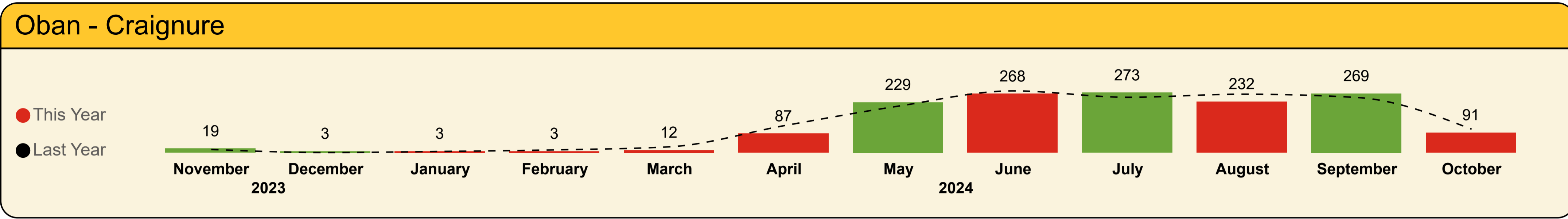


This Month YoY
649
LY: 635 (+2.2%)

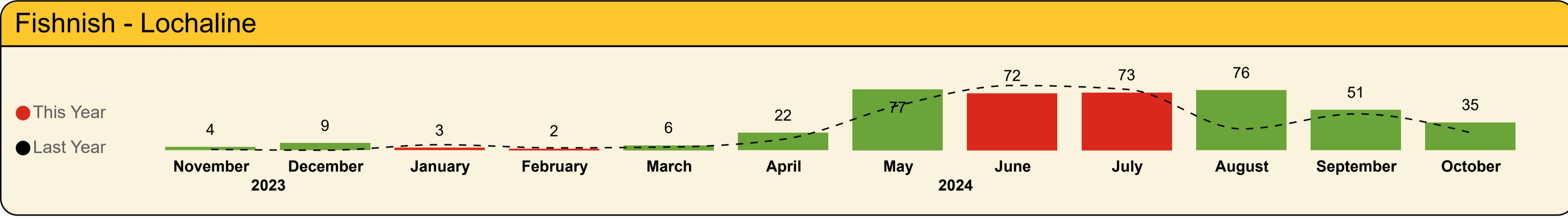
YoY
7,749
LY: 8,090 (-4.2%)



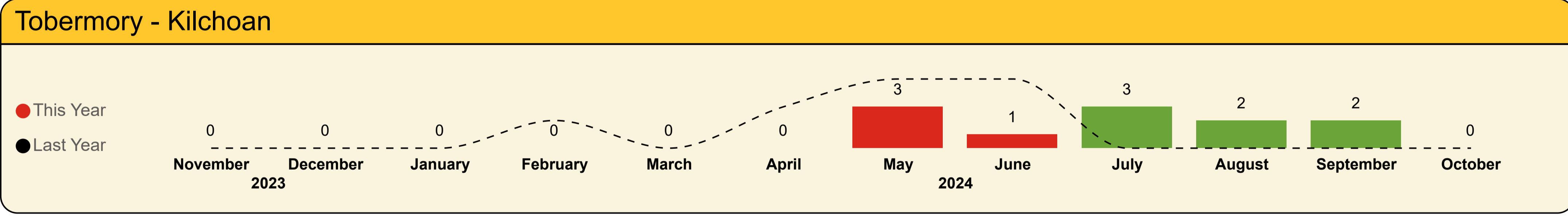
Shipped Coaches



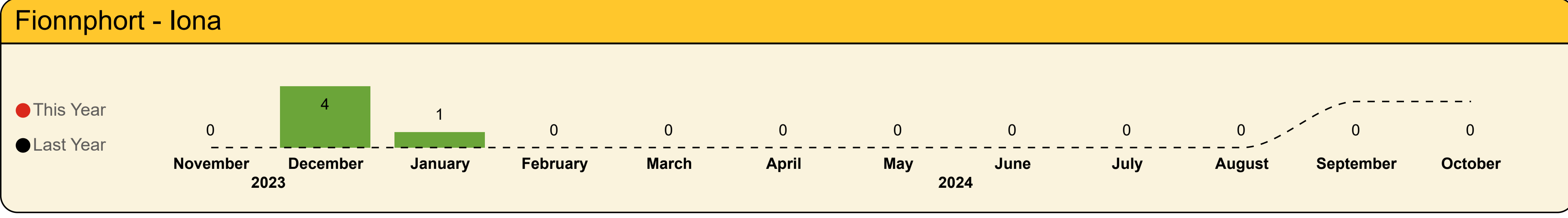
This Month YoY
91 LY: 107 (-14.95%)
YoY
1489 LY: 1,554 (-4.2%)



This Month YoY
35 LY: 22 (+59.09%)
YoY
430 LY: 340 (+26.6%)



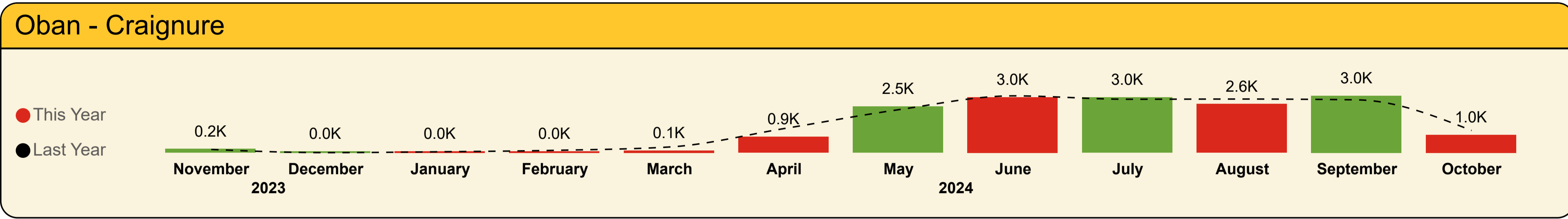
This Month YoY
0 LY: 0
YoY
11 LY: 15 (-26.7%)



This Month YoY
0 LY: 3 (-100%)
YoY
5 LY: 6 (-16.7%)

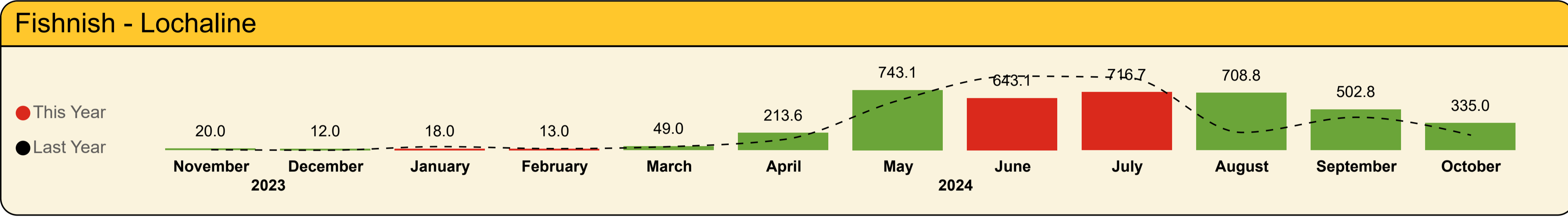


Shipped Coach Metres



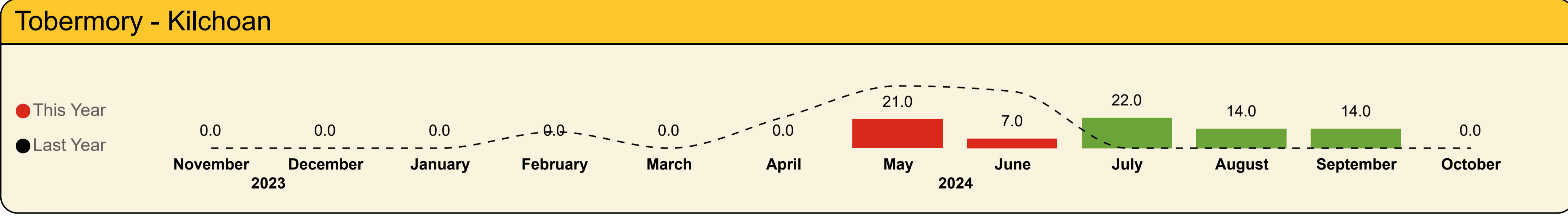
This Month YoY
962.4
LY: 1.2K (-19.1%)

YoY
16.3K
LY: 17.0K (-4.5%)



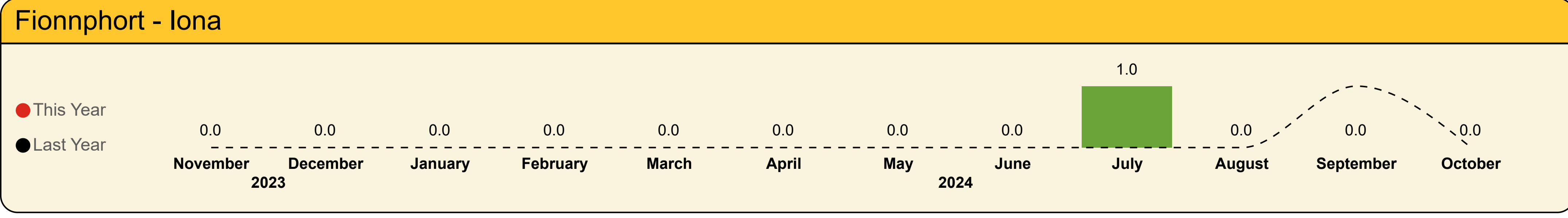
This Month YoY
335.0
LY: 185.4 (+80.7%)

YoY
4.0K
LY: 3.5K (+14.3%)



This Month YoY
0.0
LY: 0.0

YoY
78.0
LY: 120.3 (-35.2%)

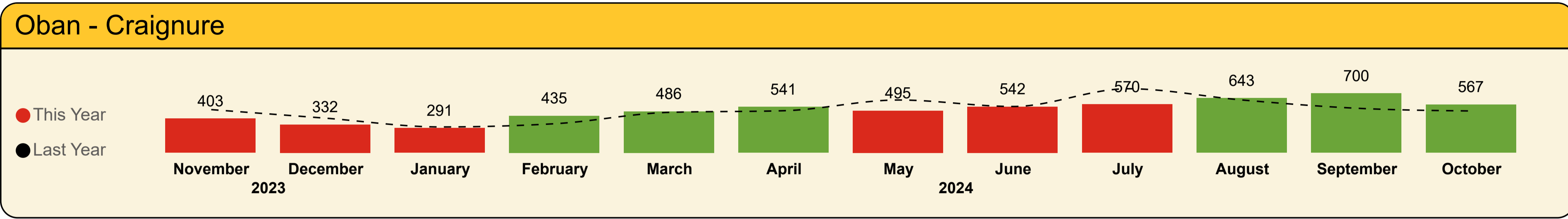


This Month YoY
0.0
LY: 0.0

YoY
1.0
LY: 1.0 (+0%)

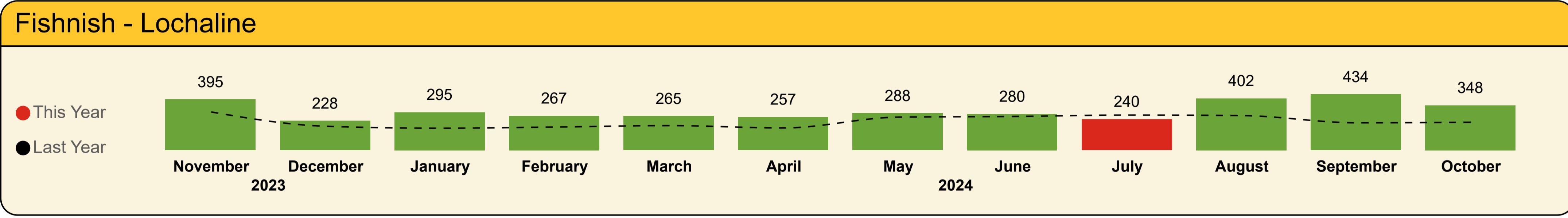


Shipped Commercial Vehicles



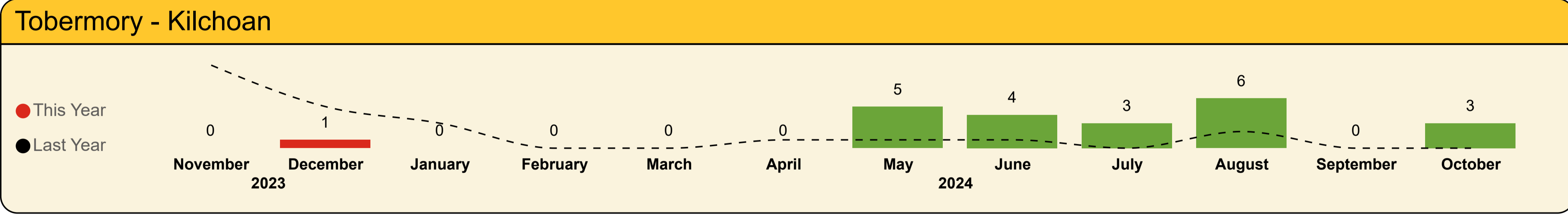
This Month YoY
567
LY: 492 (+15.2%)

YoY
6,005
LY: 6,089 (-1.4%)



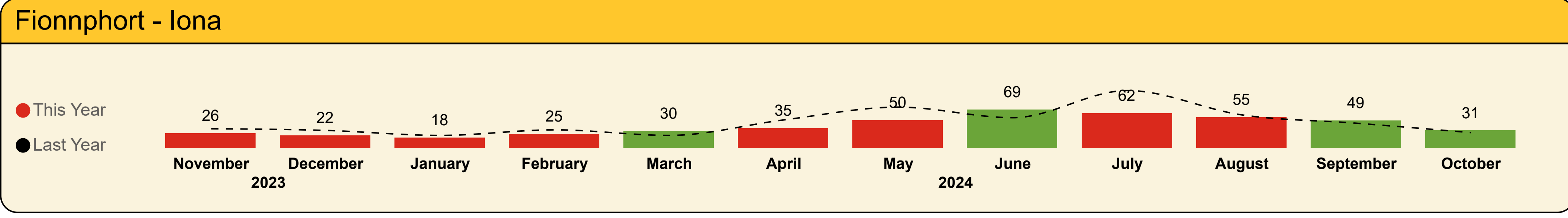
This Month YoY
348
LY: 217 (+60.4%)

YoY
3,699
LY: 2,689 (+37.6%)



This Month YoY
3
LY: 0

YoY
22
LY: 23 (-4.3%)

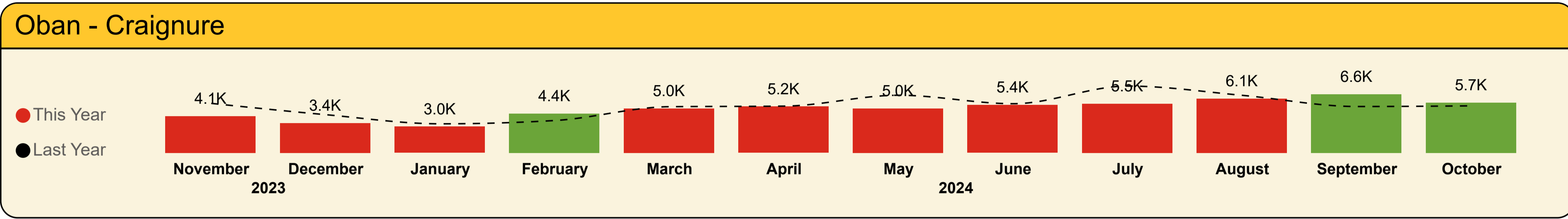


This Month YoY
31
LY: 27 (+14.8%)

YoY
472
LY: 551 (-14.4%)




Shipped Commercial Vehicle Metres



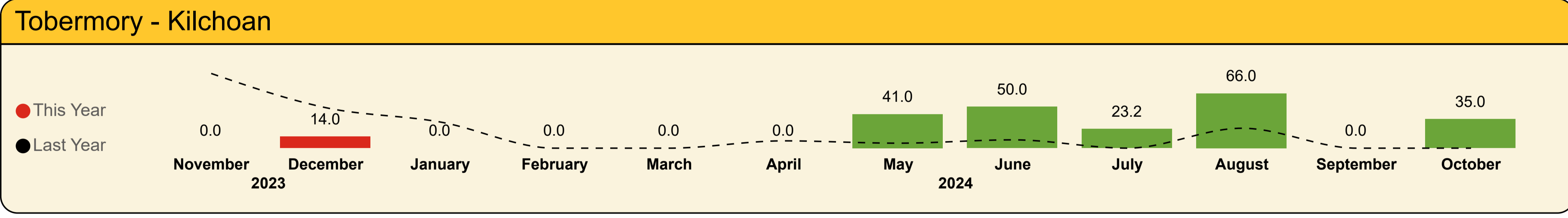
This Month YoY
5.7K
LY: 5.3K (+6.9%)

YoY
59.5K
LY: 64.0K (-7%)



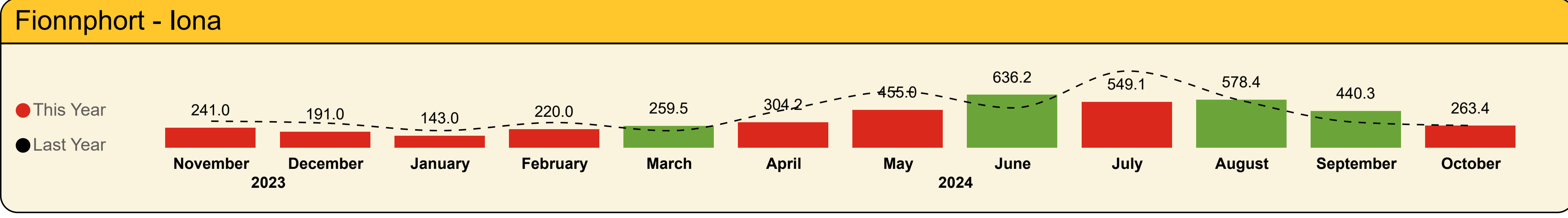
This Month YoY
3.7K
LY: 2.3K (+61.4%)

YoY
43.8K
LY: 29.6K (+47.9%)



This Month YoY
35.0
LY: 0.0

YoY
229.2
LY: 219.1 (+4.6%)



This Month YoY
263.4
LY: 265.5 (-0.8%)

YoY
4.3K
LY: 5.0K (-14.1%)



Mull Total

Contractual Carrying Groups



This Month YoY
68,330
LY: 63,884 (+7%)

YoY
947,891
LY: 920,604 (+3%)



This Month YoY
19,743
LY: 17,698 (+11.6%)

YoY
232,382
LY: 224,634 (+3.4%)



This Month YoY
1.3K
LY: 1.4K (-5.7%)

YoY
20.3K
LY: 20.6K (-1.5%)



This Month YoY
9.7K
LY: 7.9K (+23.1%)

YoY
107.8K
LY: 98.8K (+9.1%)

Passengers

Year	Month	Last Year	This Year	Variance %
2023	November	27,955	28,908	3.4 %
2023	December	25,916	22,543	-13.0 %
2024	January	20,343	19,957	-1.9 %
2024	February	26,477	27,449	3.7 %
2024	March	36,503	44,099	20.8 %
2024	April	85,737	77,253	-9.9 %
2024	May	116,027	127,025	9.5 %
2024	June	115,848	122,760	6.0 %
2024	July	142,294	149,224	4.9 %
2024	August	153,109	141,964	-7.3 %
2024	September	106,510	118,379	11.1 %
2024	October	63,884	68,330	7.0 %
Total		920,604	947,891	3.0 %

Cars

Year	Month	Last Year	This Year	Variance %
2023	November	10,771	11,504	6.8 %
2023	December	10,288	8,986	-12.7 %
2024	January	8,143	7,638	-6.2 %
2024	February	9,745	10,260	5.3 %
2024	March	12,501	14,827	18.6 %
2024	April	20,419	19,911	-2.5 %
2024	May	25,684	27,005	5.1 %
2024	June	25,989	26,055	0.3 %
2024	July	28,626	29,014	1.4 %
2024	August	30,242	30,397	0.5 %
2024	September	24,529	27,042	10.2 %
2024	October	17,698	19,743	11.6 %
Total		224,634	232,382	3.4 %

Coach Metres

Year	Month	Last Year	This Year	Variance %
2023	November	182.3	231.1	26.8 %
2023	December	6.0	39.0	550.0 %
2024	January	98.5	37.9	-61.5 %
2024	February	159.6	33.8	-78.8 %
2024	March	352.4	171.0	-51.5 %
2024	April	1,446.8	1,070.0	-26.0 %
2024	May	2,958.1	3,239.7	9.5 %
2024	June	3,993.0	3,616.2	-9.4 %
2024	July	3,752.3	3,702.9	-1.3 %
2024	August	3,087.4	3,332.2	7.9 %
2024	September	3,231.8	3,559.9	10.2 %
2024	October	1,375.2	1,297.4	-5.7 %
Total		20,643.5	20,331.0	-1.5 %

Commercial Vehicle Metres

Year	Month	Last Year	This Year	Variance %
2023	November	9,209.3	11,739.1	27.5 %
2023	December	6,648.2	6,193.2	-6.8 %
2024	January	5,379.6	6,455.9	20.0 %
2024	February	5,915.4	7,726.6	30.6 %
2024	March	7,459.9	8,389.8	12.5 %
2024	April	7,856.7	8,471.2	7.8 %
2024	May	10,271.7	8,802.5	-14.3 %
2024	June	9,213.6	9,060.8	-1.7 %
2024	July	11,660.7	8,788.2	-24.6 %
2024	August	9,655.0	11,052.5	14.5 %
2024	September	7,616.9	11,408.1	49.8 %
2024	October	7,882.0	9,700.1	23.1 %
Total		98,769.0	107,787.8	9.1 %



Oban - Craignure

Contractual Carrying Groups



This Month YoY
40,297
LY: 40,277 (+0%)

YoY
553,909
LY: 555,941 (-0.4%)



This Month YoY
12,295
LY: 12,065 (+1.9%)

YoY
153,368
LY: 152,267 (+0.7%)



This Month YoY
962.4
LY: 1.2K (-19.1%)

YoY
16.3K
LY: 17.0K (-4.5%)



This Month YoY
5.7K
LY: 5.3K (+6.9%)

YoY
59.5K
LY: 64.0K (-7%)

Passengers
Oban - Craignure

Year	Month	Last Year	This Year	Variance %
2023	November	18,566	18,864	1.6 %
2023	December	18,881	15,463	-18.1 %
2024	January	14,126	12,705	-10.1 %
2024	February	16,805	18,788	11.8 %
2024	March	22,905	29,015	26.7 %
2024	April	53,337	45,944	-13.9 %
2024	May	67,465	68,862	2.1 %
2024	June	67,769	69,908	3.2 %
2024	July	82,041	84,465	3.0 %
2024	August	86,283	81,085	-6.0 %
2024	September	67,486	68,513	1.5 %
Total		555,941	553,909	-0.4 %

Cars
Oban - Craignure

Year	Month	Last Year	This Year	Variance %
2023	November	6,911	6,655	-3.7 %
2023	December	7,363	5,994	-18.6 %
2024	January	5,326	4,605	-13.5 %
2024	February	5,679	6,838	20.4 %
2024	March	7,340	10,323	40.6 %
2024	April	14,521	13,749	-5.3 %
2024	May	17,406	16,586	-4.7 %
2024	June	17,587	17,872	1.6 %
2024	July	19,224	19,723	2.6 %
2024	August	20,301	20,015	-1.4 %
2024	September	18,545	18,713	0.9 %
Total		152,267	153,368	0.7 %

Coach Metres
Oban - Craignure

Year	Month	Last Year	This Year	Variance %
2023	November	176.3	211.1	19.7 %
2023	December	6.0	27.0	350.0 %
2024	January	54.0	19.9	-63.1 %
2024	February	128.8	20.8	-83.9 %
2024	March	308.4	122.0	-60.4 %
2024	April	1,292.0	856.4	-33.7 %
2024	May	2,299.8	2,475.6	7.6 %
2024	June	3,038.0	2,966.1	-2.4 %
2024	July	2,857.3	2,963.2	3.7 %
2024	August	2,868.1	2,609.4	-9.0 %
2024	September	2,824.5	3,043.1	7.7 %
Total		17,043.0	16,276.9	-4.5 %

Commercial Vehicle Metres
Oban - Craignure

Year	Month	Last Year	This Year	Variance %
2023	November	5,587.2	4,137.0	-26.0 %
2023	December	4,308.9	3,356.1	-22.1 %
2024	January	3,274.2	2,968.1	-9.3 %
2024	February	3,649.8	4,435.5	21.5 %
2024	March	5,212.5	5,001.5	-4.0 %
2024	April	5,278.4	5,233.3	-0.9 %
2024	May	6,508.9	5,004.1	-23.1 %
2024	June	5,551.5	5,408.5	-2.6 %
2024	July	7,548.5	5,540.3	-26.6 %
2024	August	6,497.2	6,126.8	-5.7 %
2024	September	5,233.9	6,618.1	26.4 %
Total		63,959.5	59,506.8	-7.0 %



Fishnish - Lochaline

Contractual Carrying Groups



This Month YoY
11,816
LY: 9,337 (+26.6%)

YoY
129,164
LY: 112,631 (+14.7%)

This Month YoY
5,911
LY: 4,640 (+27.4%)

YoY
59,941
LY: 52,661 (+13.8%)

This Month YoY
335.0
LY: 185.4 (+80.7%)

YoY
4.0K
LY: 3.5K (+14.3%)

This Month YoY
3.7K
LY: 2.3K (+61.4%)

YoY
43.8K
LY: 29.6K (+47.9%)

Passengers
Fishnish - Lochaline

Year	Month	Last Year	This Year	Variance %
2023	November	5,501	5,606	1.9 %
2023	December	3,859	4,664	20.9 %
2024	January	4,072	4,556	11.9 %
2024	February	5,707	4,792	-16.0 %
2024	March	6,885	6,484	-5.8 %
2024	April	8,741	10,014	14.6 %
2024	May	12,611	17,882	41.8 %
2024	June	14,153	13,958	-1.4 %
2024	July	16,428	16,480	0.3 %
2024	August	15,907	19,770	24.3 %
2024	September	9,430	13,142	39.4 %
Total		112,631	129,164	14.7 %

Cars
Fishnish - Lochaline

Year	Month	Last Year	This Year	Variance %
2023	November	3,051	4,027	32.0 %
2023	December	2,125	2,352	10.7 %
2024	January	2,320	2,398	3.4 %
2024	February	3,239	2,637	-18.6 %
2024	March	4,009	3,555	-11.3 %
2024	April	3,960	4,552	14.9 %
2024	May	5,790	7,880	36.1 %
2024	June	5,966	5,935	-0.5 %
2024	July	6,772	6,581	-2.8 %
2024	August	6,727	8,136	20.9 %
2024	September	4,062	5,977	47.1 %
Total		52,661	59,941	13.8 %

Coach Metres
Fishnish - Lochaline

Year	Month	Last Year	This Year	Variance %
2023	November	6.0	20.0	233.3 %
2023	December	0.0	12.0	0.0 %
2024	January	44.5	18.0	-59.6 %
2024	February	19.0	13.0	-31.6 %
2024	March	44.0	49.0	11.4 %
2024	April	132.3	213.6	61.5 %
2024	May	613.3	743.1	21.2 %
2024	June	914.0	643.1	-29.6 %
2024	July	895.0	716.7	-19.9 %
2024	August	219.3	708.8	223.2 %
2024	September	406.3	502.8	23.8 %
Total		3,479.2	3,975.1	14.3 %

Commercial Vehicle Metres
Fishnish - Lochaline

Year	Month	Last Year	This Year	Variance %
2023	November	3,214.1	7,361.1	129.0 %
2023	December	1,996.0	2,632.1	31.9 %
2024	January	1,869.9	3,344.8	78.9 %
2024	February	1,964.2	3,071.1	56.4 %
2024	March	2,044.6	3,128.8	53.0 %
2024	April	2,116.9	2,933.7	38.6 %
2024	May	3,079.0	3,302.4	7.3 %
2024	June	3,174.0	2,966.1	-6.6 %
2024	July	3,190.0	2,675.6	-16.1 %
2024	August	2,569.3	4,281.3	66.6 %
2024	September	2,078.5	4,349.7	109.3 %
Total		29,604.4	43,770.7	47.9 %



Tobermory - Kilchoan

Contractual Carrying Groups



This Month YoY
2,942
LY: 1,730 (+70.1%)

YoY
44,036
LY: 45,627 (-3.5%)



This Month YoY
888
LY: 358 (+148%)

YoY
11,324
LY: 11,615 (-2.5%)



This Month YoY
0.0
LY: 0.0

YoY
78.0
LY: 120.3 (-35.2%)



This Month YoY
35.0
LY: 0.0

YoY
229.2
LY: 219.1 (+4.6%)

Passengers
Tobermory - Kilchoan

Year	Month	Last Year	This Year	Variance %
2023	November	779	797	2.3 %
2023	December	817	527	-35.5 %
2024	January	337	541	60.5 %
2024	February	950	949	-0.1 %
2024	March	1,225	1,367	11.6 %
2024	April	5,062	3,924	-22.5 %
2024	May	6,041	6,932	14.7 %
2024	June	6,217	5,671	-8.8 %
2024	July	8,359	8,513	1.8 %
2024	August	9,697	6,452	-33.5 %
2024	September	4,413	5,421	22.8 %
Total		45,627	44,036	-3.5 %

Cars
Tobermory - Kilchoan

Year	Month	Last Year	This Year	Variance %
2023	November	252	212	-15.9 %
2023	December	270	167	-38.1 %
2024	January	81	182	124.7 %
2024	February	251	274	9.2 %
2024	March	430	271	-37.0 %
2024	April	1,262	932	-26.1 %
2024	May	1,723	1,838	6.7 %
2024	June	1,652	1,600	-3.1 %
2024	July	1,774	1,956	10.3 %
2024	August	2,398	1,402	-41.5 %
2024	September	1,164	1,602	37.6 %
Total		11,615	11,324	-2.5 %

Coach Metres
Tobermory - Kilchoan

Year	Month	Last Year	This Year	Variance %
2023	November	0.0	0.0	0.0 %
2023	December	0.0	0.0	0.0 %
2024	January	0.0	0.0	0.0 %
2024	February	11.8	0.0	-100.0 %
2024	March	0.0	0.0	0.0 %
2024	April	22.5	0.0	-100.0 %
2024	May	45.0	21.0	-53.3 %
2024	June	41.0	7.0	-82.9 %
2024	July	0.0	22.0	0.0 %
2024	August	0.0	14.0	0.0 %
2024	September	0.0	14.0	0.0 %
Total		120.3	78.0	-35.2 %

Commercial Vehicle Metres
Tobermory - Kilchoan

Year	Month	Last Year	This Year	Variance %
2023	November	90.0	0.0	-100.0 %
2023	December	48.8	14.0	-71.3 %
2024	January	31.5	0.0	-100.0 %
2024	February	0.0	0.0	0.0 %
2024	March	0.0	0.0	0.0 %
2024	April	8.8	0.0	-100.0 %
2024	May	6.0	41.0	583.3 %
2024	June	10.0	50.0	400.0 %
2024	July	0.0	23.2	0.0 %
2024	August	24.0	66.0	175.0 %
2024	September	0.0	0.0	0.0 %
Total		219.1	229.2	4.6 %



Fionnphort - Iona

Contractual Carrying Groups



This Month YoY
13,275
LY: 12,540 (+5.9%)

YoY
220,782
LY: 206,404 (+7%)



This Month YoY
649
LY: 635 (+2.2%)

YoY
7,749
LY: 8,090 (-4.2%)



This Month YoY
0.0
LY: 0.0

YoY
1.0
LY: 1.0 (+0%)



This Month YoY
263.4
LY: 265.5 (-0.8%)

YoY
4.3K
LY: 5.0K (-14.1%)

Passengers
Fionnphort - Iona

Year	Month	Last Year	This Year	Variance %
2023	November	3,109	3,641	17.1 %
2023	December	2,359	1,889	-19.9 %
2024	January	1,808	2,155	19.2 %
2024	February	3,015	2,920	-3.2 %
2024	March	5,488	7,233	31.8 %
2024	April	18,597	17,371	-6.6 %
2024	May	29,910	33,349	11.5 %
2024	June	27,709	33,223	19.9 %
2024	July	35,466	39,766	12.1 %
2024	August	41,222	34,657	-15.9 %
2024	September	25,181	31,303	24.3 %
Total		206,404	220,782	7.0 %

Cars
Fionnphort - Iona

Year	Month	Last Year	This Year	Variance %
2023	November	557	610	9.5 %
2023	December	530	473	-10.8 %
2024	January	416	453	8.9 %
2024	February	576	511	-11.3 %
2024	March	722	678	-6.1 %
2024	April	676	678	0.3 %
2024	May	765	701	-8.3 %
2024	June	784	648	-17.3 %
2024	July	856	754	-11.9 %
2024	August	816	844	3.4 %
2024	September	758	750	-1.1 %
Total		8,090	7,749	-4.2 %

Coach Metres
Fionnphort - Iona

Year	Month	Last Year	This Year	Variance %
2023	November	0.0	0.0	0.0 %
2023	December	0.0	0.0	0.0 %
2024	January	0.0	0.0	0.0 %
2024	February	0.0	0.0	0.0 %
2024	March	0.0	0.0	0.0 %
2024	April	0.0	0.0	0.0 %
2024	May	0.0	0.0	0.0 %
2024	June	0.0	0.0	0.0 %
2024	July	0.0	1.0	0.0 %
2024	August	0.0	0.0	0.0 %
2024	September	1.0	0.0	-100.0 %
Total		1.0	1.0	0.0 %

Commercial Vehicle Metres
Fionnphort - Iona

Year	Month	Last Year	This Year	Variance %
2023	November	318.0	241.0	-24.2 %
2023	December	294.5	191.0	-35.1 %
2024	January	204.0	143.0	-29.9 %
2024	February	301.4	220.0	-27.0 %
2024	March	202.8	259.5	28.0 %
2024	April	452.6	304.2	-32.8 %
2024	May	677.8	455.0	-32.9 %
2024	June	478.1	636.2	33.1 %
2024	July	922.3	549.1	-40.5 %
2024	August	564.5	578.4	2.5 %
2024	September	304.5	440.3	44.6 %
Total		4,986.0	4,281.1	-14.1 %



Cars



Oban - Craignure

Year	Month	Last Year	This Year	Var %
2023	November	5,280	5,267	-0.2 %
2023	December	5,794	4,786	-17.4 %
2024	January	4,131	3,674	-11.1 %
2024	February	4,449	5,427	22.0 %
2024	March	5,782	8,456	46.2 %
2024	April	11,531	11,289	-2.1 %
2024	May	9,494	13,527	42.5 %
2024	June	11,527	15,776	36.9 %
2024	July	15,940	17,559	10.2 %
2024	August	15,562	17,300	11.2 %
2024	September	14,842	14,953	0.7 %
2024	October	9,352	9,618	2.8 %
Total		113,684	127,632	12.3 %

Fishnish - Lochaline

Year	Month	Last Year	This Year	Var %
2023	November	2,605	1,707	-34.5 %
2023	December	1,828	1,593	-12.9 %
2024	January	1,921	1,532	-20.2 %
2024	February	2,742	1,719	-37.3 %
2024	March	3,297	2,357	-28.5 %
2024	April	3,452	3,345	-3.1 %
2024	May	3,337	5,959	78.6 %
2024	June	3,076	4,510	46.6 %
2024	July	3,690	4,913	33.1 %
2024	August	4,694	6,193	31.9 %
2024	September	2,925	4,388	50.0 %
2024	October	3,126	3,982	27.4 %
Total		36,693	42,198	15.0 %

Tobermory - Kilchoan

Year	Month	Last Year	This Year	Var %
2023	November	228	123	-46.1 %
2023	December	241	126	-47.7 %
2024	January	80	156	95.0 %
2024	February	228	252	10.5 %
2024	March	377	229	-39.3 %
2024	April	1,034	752	-27.3 %
2024	May	1,059	1,427	34.7 %
2024	June	964	1,277	32.5 %
2024	July	1,287	1,598	24.2 %
2024	August	1,809	1,127	-37.7 %
2024	September	826	1,217	47.3 %
2024	October	198	723	265.2 %
Total		8,331	9,007	8.1 %

Fionnphort - Iona

Year	Month	Last Year	This Year	Var %
2023	November	417	23	-94.5 %
2023	December	392	48	-87.8 %
2024	January	283	78	-72.4 %
2024	February	386	86	-77.7 %
2024	March	473	74	-84.4 %
2024	April	454	75	-83.5 %
2024	May	243	106	-56.4 %
2024	June	40	85	112.5 %
2024	July	99	202	104.0 %
2024	August	102	379	271.6 %
2024	September	48	349	627.1 %
2024	October	48	263	447.9 %
Total		2,985	1,768	-40.8 %



LGVs



Oban - Craignure

Year	Month	Last Year	This Year	Var %
2023	November	1,247	867	-30.5 %
2023	December	1,228	807	-34.3 %
2024	January	1,001	686	-31.5 %
2024	February	971	1,045	7.6 %
2024	March	1,172	1,258	7.3 %
2024	April	1,648	1,190	-27.8 %
2024	May	1,194	1,067	-10.6 %
2024	June	948	1,230	29.7 %
2024	July	1,010	1,255	24.3 %
2024	August	1,159	1,206	4.1 %
2024	September	1,179	1,170	-0.8 %
2024	October	1,030	1,194	15.9 %
Total		13,787	12,975	-5.9 %

Fishnish - Lochaline

Year	Month	Last Year	This Year	Var %
2023	November	310	402	29.7 %
2023	December	227	268	18.1 %
2024	January	317	495	56.2 %
2024	February	387	429	10.9 %
2024	March	550	423	-23.1 %
2024	April	218	458	110.1 %
2024	May	229	907	296.1 %
2024	June	255	650	154.9 %
2024	July	217	902	315.7 %
2024	August	378	936	147.6 %
2024	September	291	711	144.3 %
2024	October	444	886	99.5 %
Total		3,823	7,467	95.3 %

Tobermory - Kilchoan

Year	Month	Last Year	This Year	Var %
2023	November	10	2	-80.0 %
2023	December	13	10	-23.1 %
2024	January	0	3	0.0 %
2024	February	10	2	-80.0 %
2024	March	16	3	-81.3 %
2024	April	34	21	-38.2 %
2024	May	14	36	157.1 %
2024	June	16	47	193.8 %
2024	July	9	41	355.6 %
2024	August	50	25	-50.0 %
2024	September	30	42	40.0 %
2024	October	12	33	175.0 %
Total		214	265	23.8 %

Fionnphort - Iona

Year	Month	Last Year	This Year	Var %
2023	November	130	28	-78.5 %
2023	December	126	59	-53.2 %
2024	January	125	44	-64.8 %
2024	February	179	59	-67.0 %
2024	March	228	36	-84.2 %
2024	April	215	45	-79.1 %
2024	May	119	29	-75.6 %
2024	June	17	33	94.1 %
2024	July	25	52	108.0 %
2024	August	50	144	188.0 %
2024	September	34	162	376.5 %
2024	October	31	96	209.7 %
Total		1,279	787	-38.5 %



Motorhomes



Oban - Craignure

Year	Month	Last Year	This Year	Var %
2023	November	140	196	40.0 %
2023	December	124	141	13.7 %
2024	January	59	103	74.6 %
2024	February	98	178	81.6 %
2024	March	176	523	197.2 %
2024	April	1,057	1,274	20.5 %
2024	May	1,088	1,885	73.3 %
2024	June	1,255	1,824	45.3 %
2024	July	1,363	1,840	35.0 %
2024	August	1,624	1,797	10.7 %
2024	September	1,663	1,928	15.9 %
2024	October	785	887	13.0 %
Total		9,432	12,576	33.3 %

Fishnish - Lochaline

Year	Month	Last Year	This Year	Var %
2023	November	29	51	75.9 %
2023	December	10	19	90.0 %
2024	January	8	28	250.0 %
2024	February	24	37	54.2 %
2024	March	65	103	58.5 %
2024	April	185	368	98.9 %
2024	May	263	948	260.5 %
2024	June	291	541	85.9 %
2024	July	255	567	122.4 %
2024	August	439	738	68.1 %
2024	September	294	557	89.5 %
2024	October	203	407	100.5 %
Total		2,066	4,364	111.2 %

Tobermory - Kilchoan


Year	Month	Last Year	This Year	Var %
2023	November	6	16	166.7 %
2023	December	5	3	-40.0 %
2024	January	1	2	100.0 %
2024	February	4	2	-50.0 %
2024	March	25	17	-32.0 %
2024	April	185	129	-30.3 %
2024	May	235	394	67.7 %
2024	June	185	283	53.0 %
2024	July	233	290	24.5 %
2024	August	334	237	-29.0 %
2024	September	165	312	89.1 %
2024	October	25	108	332.0 %
Total		1,403	1,793	27.8 %

Fionnphort - Iona

Year	Month	Last Year	This Year	Var %
2023	November	0	0	0.0 %
2023	December	0	0	0.0 %
2024	January	0	0	0.0 %
2024	February	0	0	0.0 %
2024	March	0	0	0.0 %
2024	April	0	0	0.0 %
2024	May	1	0	-100.0 %
2024	June	0	0	0.0 %
2024	July	0	0	0.0 %
2024	August	0	2	0.0 %
2024	September	0	3	0.0 %
2024	October	0	4	0.0 %
Total		1	9	800.0 %



Reliability & Punctuality



Reliability

Route		Fionnphort - Iona		Fishnish - Lochaline		Oban - Craignure		Tobermory - Kilchoan	
Year	Month	Contractual	Actual	Contractual	Actual	Contractual	Actual	Contractual	Actual
2023	November	100.0%	98.6%	99.3%	98.6%	99.5%	93.4%	100.0%	98.9%
	December	99.7%	78.3%	100.0%	96.3%	99.5%	85.3%	100.0%	89.2%
2024	January	100.0%	80.4%	100.0%	99.0%	93.6%	83.1%	100.0%	91.6%
	February	100.0%	94.0%	99.3%	99.3%	99.3%	88.8%	100.0%	98.8%
	March	100.0%	95.3%	98.6%	98.6%	100.0%	94.5%	100.0%	91.9%
	April	98.9%	94.7%	99.8%	99.8%	100.0%	95.0%	100.0%	93.6%
	May	99.6%	99.6%	99.8%	99.8%	100.0%	96.8%	100.0%	98.6%
	June	100.0%	98.5%	99.7%	99.2%	99.0%	98.5%	99.5%	99.5%
	July	100.0%	100.0%	100.0%	100.0%	99.7%	98.1%	99.5%	98.1%
	August	99.8%	97.9%	100.0%	100.0%	99.7%	95.2%	99.5%	92.8%
	September	100.0%	98.9%	99.2%	99.2%	99.7%	97.3%	100.0%	95.0%
	October	99.7%	89.8%	97.2%	96.1%	100.0%	90.1%	100.0%	95.2%
Total		99.8%	95.3%	99.4%	98.9%	99.3%	93.8%	99.8%	95.7%

Punctuality

Route		Fionnphort - Iona		Fishnish - Lochaline		Oban - Craignure		Tobermory - Kilchoan	
Year	Month	Contractual	Actual	Contractual	Actual	Contractual	Actual	Contractual	Actual
2023	November	99.8%	97.9%	100.0%	99.7%	100.0%	95.2%	100.0%	99.4%
	December	100.0%	96.1%	100.0%	100.0%	97.7%	74.5%	100.0%	92.2%
2024	January	100.0%	99.1%	100.0%	100.0%	99.7%	86.7%	100.0%	97.4%
	February	99.7%	92.3%	99.8%	99.5%	99.2%	79.1%	100.0%	93.4%
	March	100.0%	96.0%	99.0%	92.1%	99.4%	89.8%	98.9%	96.7%
	April	100.0%	97.8%	99.7%	98.4%	98.4%	87.8%	100.0%	99.2%
	May	99.9%	97.6%	99.4%	97.3%	98.5%	86.4%	93.9%	88.6%
	June	100.0%	96.1%	100.0%	99.7%	99.0%	89.4%	99.2%	95.5%
	July	100.0%	96.6%	99.6%	98.4%	99.7%	95.5%	99.8%	99.0%
	August	100.0%	97.0%	99.3%	95.9%	98.7%	87.3%	99.7%	98.7%
	September	99.9%	97.4%	99.4%	91.2%	98.6%	90.9%	100.0%	98.4%
	October	100.0%	97.8%	100.0%	99.7%	98.6%	85.3%	100.0%	99.1%
Total		99.9%	96.9%	99.7%	97.5%	98.9%	87.8%	99.1%	96.6%



Reliability & Punctuality Summary

Summary of Scheduled, Operated, Cancelled & Diverted Sailings by Route and Leg

Year	Month	Route	Leg	Operated Sailings	Scheduled Sailings	Additional Sailings	Cancelled Sailings	Diverted Sailings
2024	October	Fionnphort - Iona	Fionnphort-Iona	321	356	0	35	0
2024	October	Fionnphort - Iona	Iona-Fionnphort	329	368	0	39	0
2024	October	Fishnish - Lochaline	Fishnish-Lochaline	365	361	18	14	0
2024	October	Fishnish - Lochaline	Lochaline-Fishnish	366	361	19	14	0
2024	October	Oban - Craginure	Craginure-Lochboisdale	1	1	0	0	1
2024	October	Oban - Craginure	Craginure-Oban	247	268	6	27	0
2024	October	Oban - Craginure	Oban-Craginure	247	268	5	26	0
2024	October	Tobermory - Kilchoan	Kilchoan-Tobermory	160	168	0	8	0
2024	October	Tobermory - Kilchoan	Tobermory-Kilchoan	160	168	0	8	0
Total				2,196	2,319	48	171	1

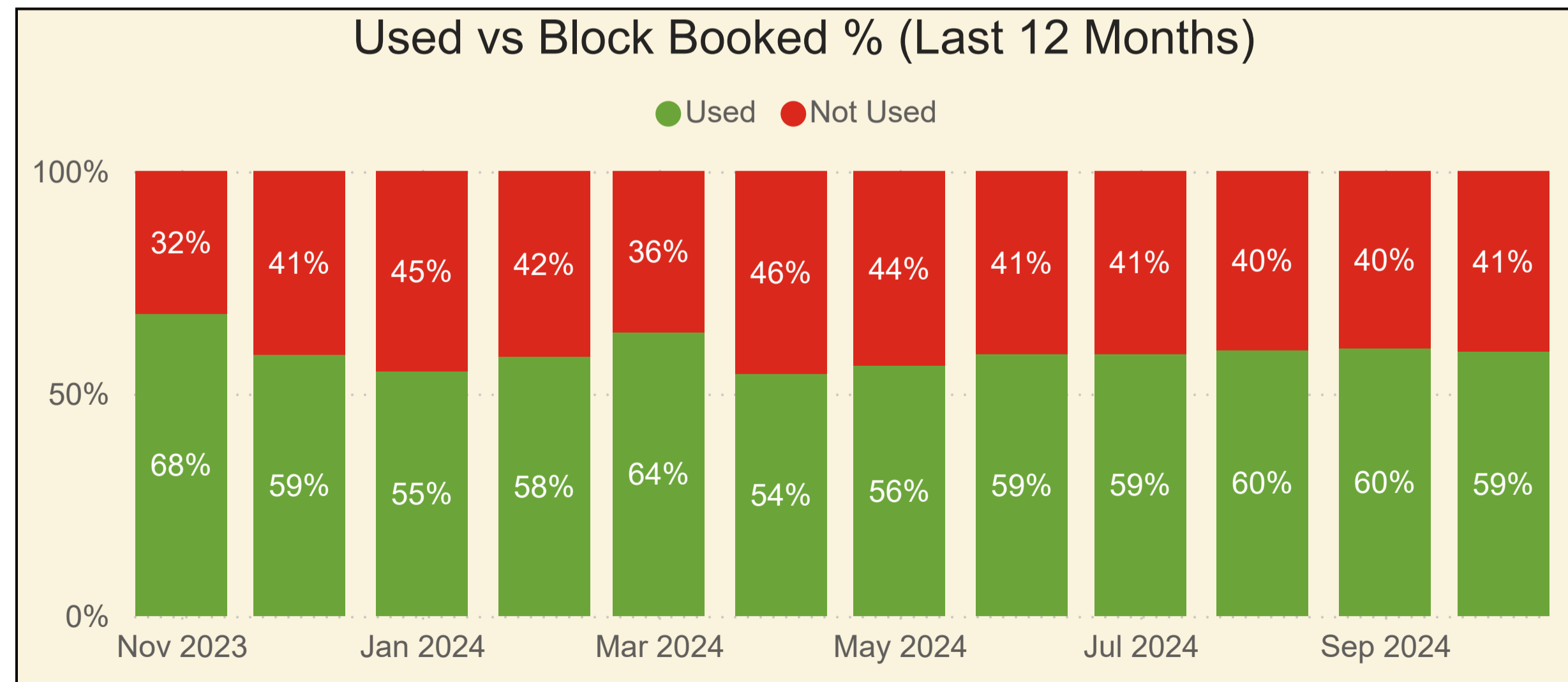
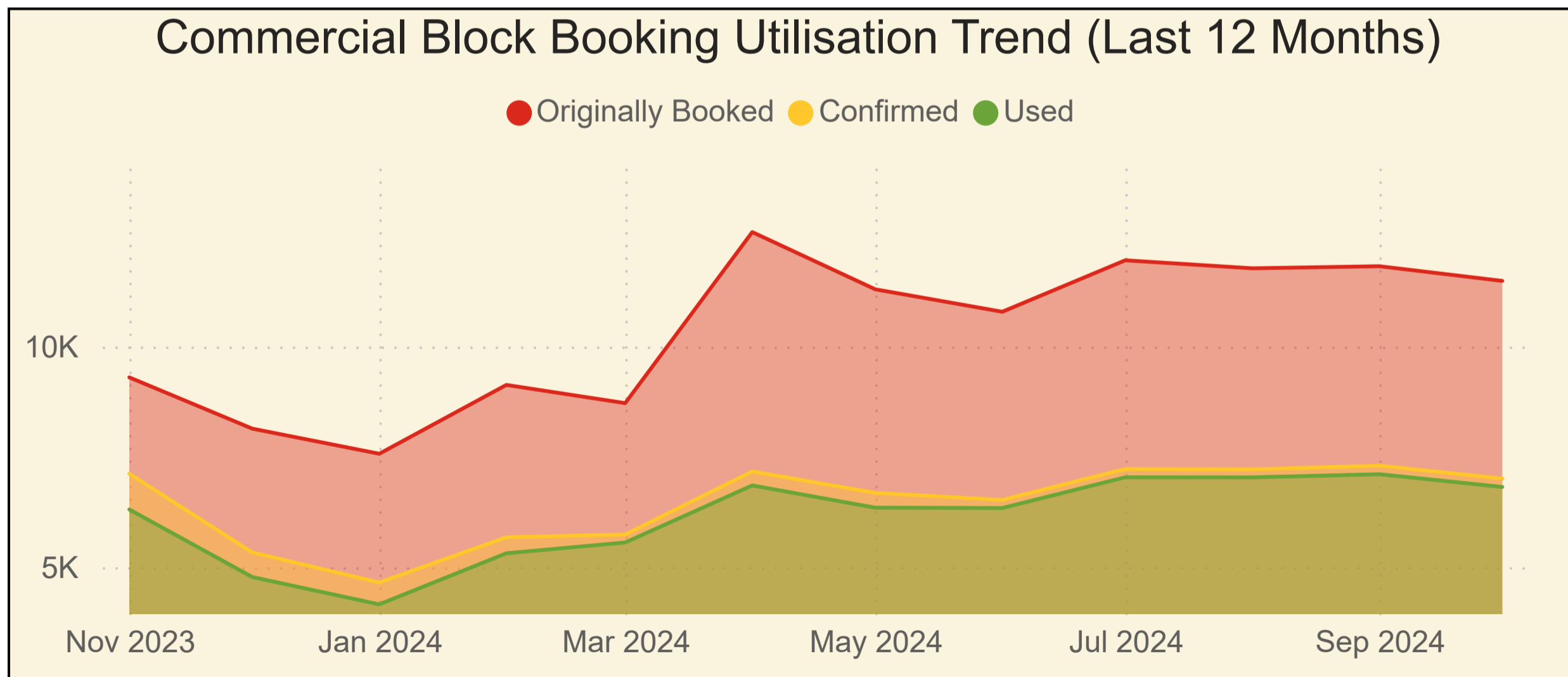
Summary of Cancellations, Lateness & Relief Events by Route and Leg

Year	Month	Route	Leg	Cancelled Sailings	Cancelled (Relief)	Cancelled (No Relief)	On Time	Level 1 Late	Level 1 (Relief)	Level 1 (No Relief)	Level 2 Late	Level 2 (Relief)	Level 2 (No Relief)
2024	October	Fionnphort - Iona	Fionnphort-Iona	35	34	1	308	3	3	0	6	6	0
2024	October	Fionnphort - Iona	Iona-Fionnphort	39	38	1	320	3	3	0	2	2	0
2024	October	Fishnish - Lochaline	Fishnish-Lochaline	14	4	10	346	0	0	0	1	1	0
2024	October	Fishnish - Lochaline	Lochaline-Fishnish	14	4	10	346	0	0	0	1	1	0
2024	October	Oban - Craginure	Craginure-Lochboisdale	0	0	0	0	0	0	0	1	1	0
2024	October	Oban - Craginure	Craginure-Oban	27	27	0	200	18	14	4	23	22	1
2024	October	Oban - Craginure	Oban-Craginure	26	26	0	213	16	14	2	13	13	0
2024	October	Tobermory - Kilchoan	Kilchoan-Tobermory	8	8	0	159	0	0	0	1	1	0
2024	October	Tobermory - Kilchoan	Tobermory-Kilchoan	8	8	0	158	1	1	0	1	1	0
Total				171	149	22	2,050	41	35	6	49	48	1



Block Booked vs Utilised

Route Name	Month Year	Originally Booked	Booked 24hrs Prior	Confirmed	No Show	Used	Confirmed vs Block Booked	Used vs Confirmed	Used vs Block Booked
Oban - Craignure	Nov-2023	9,301	7,147	7,118	810	6,309	77%	89%	68%
Oban - Craignure	Dec-2023	8,140	6,320	5,334	556	4,778	66%	90%	59%
Oban - Craignure	Jan-2024	7,570	5,888	4,654	495	4,159	61%	89%	55%
Oban - Craignure	Feb-2024	9,130	6,707	5,679	364	5,316	62%	94%	58%
Oban - Craignure	Mar-2024	8,717	6,326	5,741	181	5,560	66%	97%	64%
Oban - Craignure	Apr-2024	12,592	8,346	7,169	316	6,853	57%	96%	54%
Oban - Craignure	May-2024	11,296	7,671	6,683	335	6,349	59%	95%	56%
Oban - Craignure	Jun-2024	10,787	7,441	6,523	183	6,341	60%	97%	59%
Oban - Craignure	Jul-2024	11,953	8,477	7,225	188	7,037	60%	97%	59%
Oban - Craignure	Aug-2024	11,772	8,328	7,216	181	7,035	61%	97%	60%
Oban - Craignure	Sep-2024	11,819	8,577	7,301	194	7,107	62%	97%	60%
Oban - Craignure	Oct-2024	11,486	7,687	7,008	190	6,818	61%	97%	59%
Total		124,561	88,914	77,652	3,991	73,661	62%	95%	59%



Note: This report shows block bookings made by block booking customers for any commercial vehicle over 6 metres in length or any LGV that consumes High Lane Metreage. It does not include any bookings on sailings that were cancelled by CalMac. High Lane Metreage refers to deck meterage for high vehicles such as Commercials or LGVs.