




Shipped Passengers

Ardmhor (Barra) - Eriskay



This Month YoY

1,290

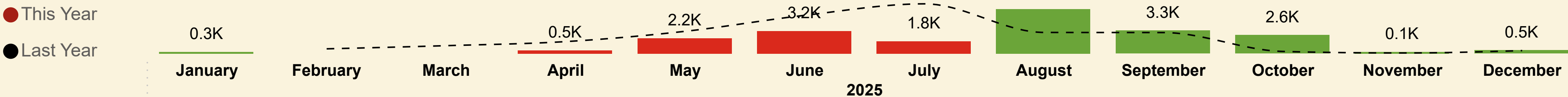
LY: 1,426 (-9.54%)

YoY

55,847

LY: 58,207 (-4.1%)

Mallaig - Lochboisdale



This Month YoY

480

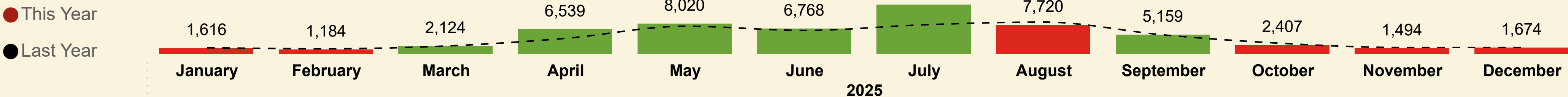
LY: 421 (+14.01%)

YoY

20,756

LY: 26,040 (-20.3%)

Oban - Castlebay/Lochboisdale



This Month YoY

1,674

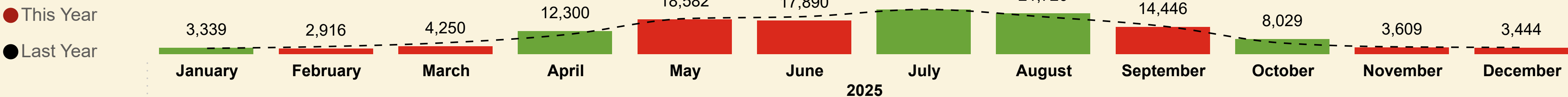
LY: 1,681 (-0.42%)

YoY

57,828

LY: 50,145 (+15.3%)

South Uist Total



This Month YoY

3,444

LY: 3,528 (-2.38%)

YoY


134,431

LY: 134,392 (+0%)



Shipped Cars

Ardmhor (Barra) - Eriskay



This Month YoY

782

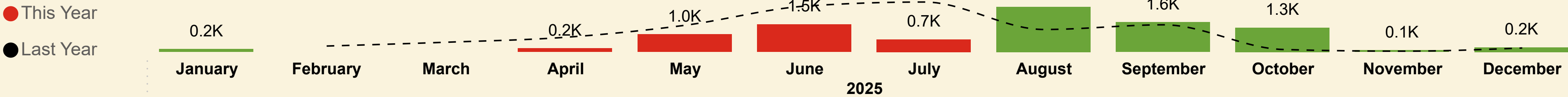
LY: 909 (-13.97%)

YoY

24,303

LY: 25,661 (-5.3%)

Mallaig - Lochboisdale



This Month YoY

249

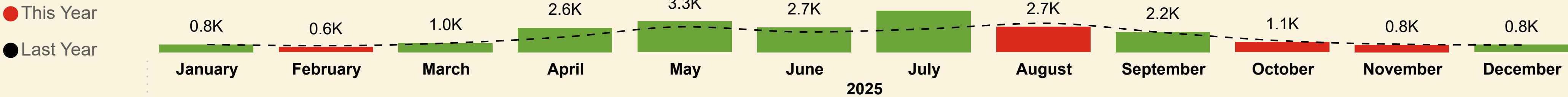
LY: 216 (+15.28%)

YoY

9,187

LY: 11,319 (-18.8%)

Oban - Castlebay/Lochboisdale



This Month YoY

810


LY: 776 (+4.38%)

YoY

23,051

LY: 19,658 (+17.3%)

South Uist Total



This Month YoY

1,841

LY: 1,901 (-3.16%)

YoY

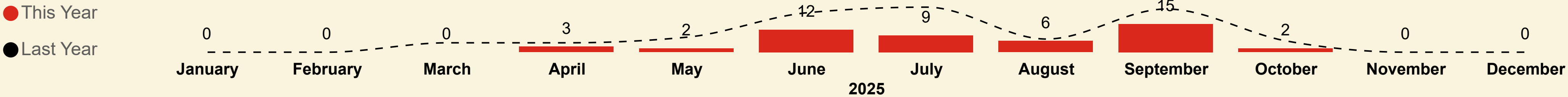
56,541

LY: 56,638 (-0.2%)



Shipped Coaches

Ardmhor (Barra) - Eriskay



This Month YoY

0

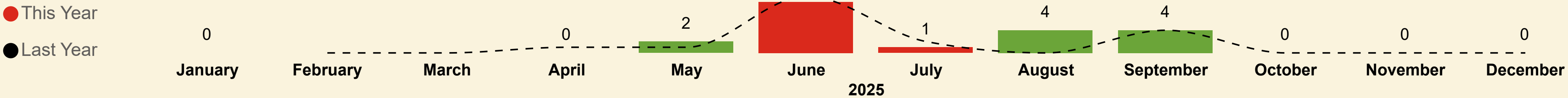
LY: 0

YoY

49

LY: 99 (-50.5%)

Mallaig - Lochboisdale



This Month YoY

0

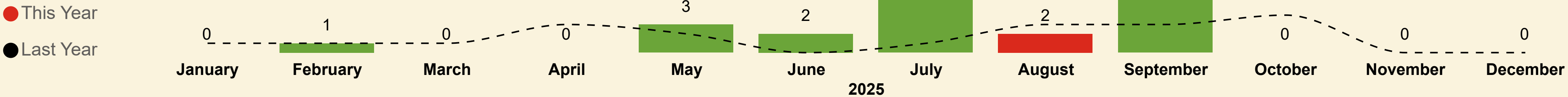
LY: 0

YoY

20

LY: 18 (+11.1%)

Oban - Castlebay/Lochboisdale



This Month YoY

0


LY: 0

YoY

20

LY: 19 (+5.3%)

South Uist Total



This Month YoY

0

LY: 0

YoY

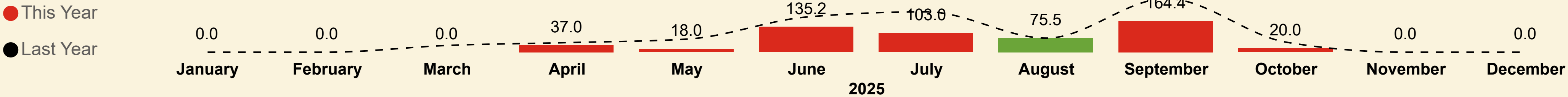
89

LY: 136 (-34.6%)



Shipped Coach Metres

Ardmhor (Barra) - Eriskay



This Month YoY

0.0

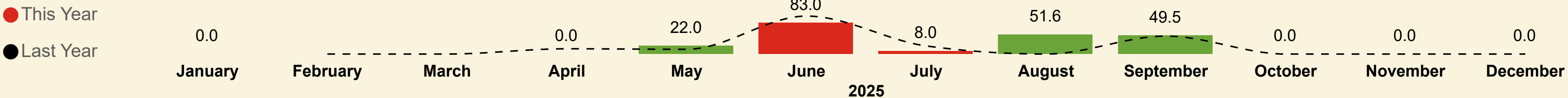
LY: 0.0

YoY

553.1

LY: 973.0 (-43.2%)

Mallaig - Lochboisdale



This Month YoY

0.0

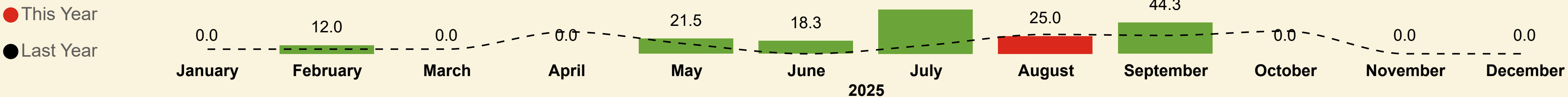
LY: 0.0

YoY

214.1

LY: 196.2 (+9.1%)

Oban - Castlebay/Lochboisdale



This Month YoY

0.0


LY: 0.0

YoY

184.1

LY: 162.7 (+13.2%)

South Uist Total



This Month YoY

0.0

LY: 0.0

YoY

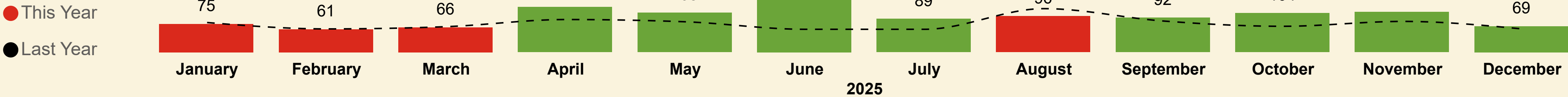
951.3

LY: 1.3K (-28.6%)



Shipped Commercial Vehicles

Ardmhor (Barra) - Eriskay



This Month YoY

69

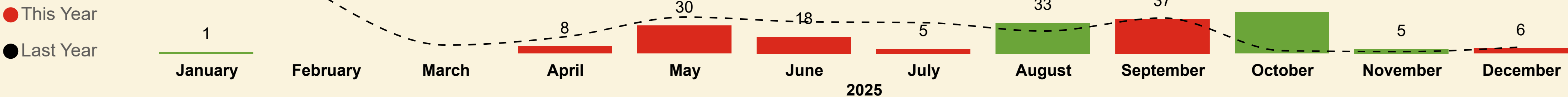
LY: 62 (+11.3%)

YoY

1,124

LY: 911 (+23.4%)

Mallaig - Lochboisdale



This Month YoY

6

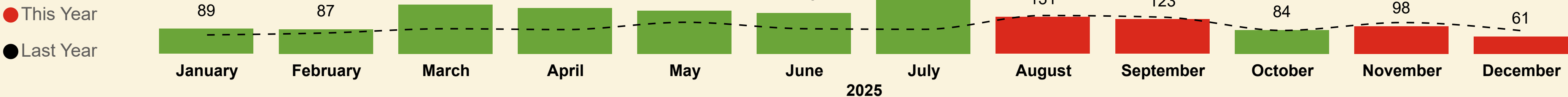
LY: 7 (-14.3%)

YoY

187

LY: 266 (-29.7%)

Oban - Castlebay/Lochboisdale



This Month YoY

61

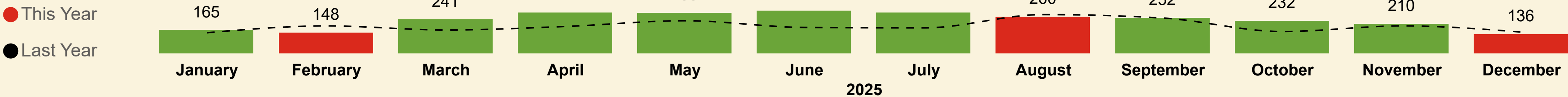
LY: 82 (-25.6%)

YoY

1,506

LY: 1,146 (+31.4%)

South Uist Total



This Month YoY

136

LY: 151 (-9.9%)

YoY

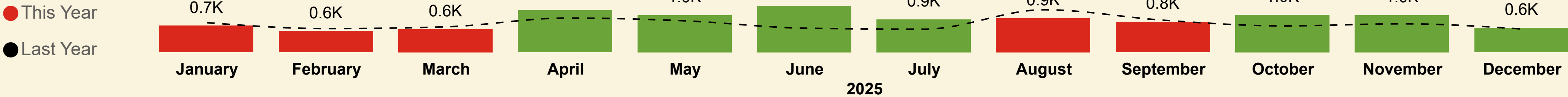
2,817

LY: 2,323 (+21.3%)



Shipped Commercial Vehicle Metres

Ardmhor (Barra) - Eriskay



This Month YoY

648.0

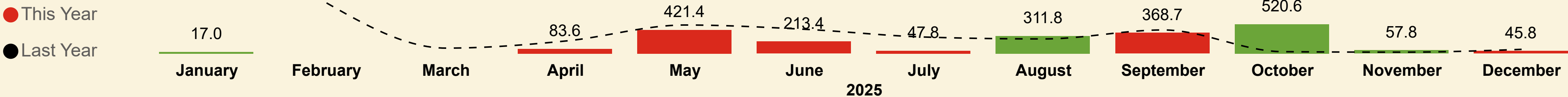
LY: 617.5 (+4.9%)

YoY

10.4K

LY: 9.1K (+14%)

Mallaig - Lochboisdale



This Month YoY

45.8

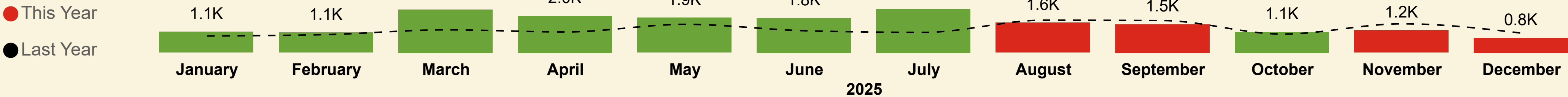
LY: 74.0 (-38.1%)

YoY

2.1K

LY: 3.3K (-36.1%)

Oban - Castlebay/Lochboisdale



This Month YoY

783.6

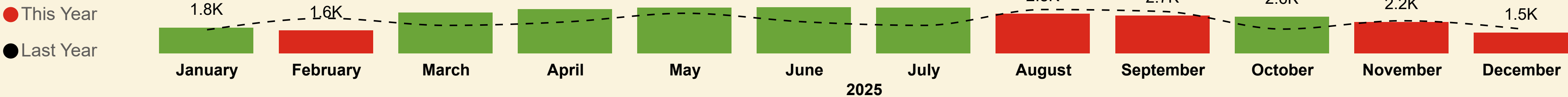
LY: 1.0K (-24.6%)

YoY

18.7K

LY: 14.9K (+25%)

South Uist Total



This Month YoY

1.5K

LY: 1.7K (-14.7%)

YoY

31.2K

LY: 27.3K (+14%)

South Uist Total

Contractual Carrying Groups



This Month YoY

3,444

LY: 3,528 (-2.4%)

YoY

134,431

LY: 134,392 (+0%)



This Month YoY

1,841

LY: 1,901 (-3.2%)

YoY

56,541

LY: 56,638 (-0.2%)



This Month YoY

0.00

LY: 0.00

YoY

951.30

LY: 1.33K (-28.6%)



This Month YoY

1.48K

LY: 1.73K (-14.7%)

YoY

31.18K

LY: 27.34K (+14%)

Passengers

Year	Month	Last Year	This Year	Variance %
2025	January	3,062	3,339	9.0 %
2025	February	4,027	2,916	-27.6 %
2025	March	6,064	4,250	-29.9 %
2025	April	10,372	12,300	18.6 %
2025	May	18,946	18,582	-1.9 %
2025	June	20,040	17,890	-10.7 %
2025	July	23,863	23,906	0.2 %
2025	August	19,908	21,720	9.1 %
2025	September	14,885	14,446	-2.9 %
2025	October	5,874	8,029	36.7 %
2025	November	3,823	3,609	-5.6 %
2025	December	3,528	3,444	-2.4 %
Total		134,392	134,431	0.0 %

Cars

Year	Month	Last Year	This Year	Variance %
2025	January	1,744	1,970	13.0 %
2025	February	2,233	1,632	-26.9 %
2025	March	3,157	2,333	-26.1 %
2025	April	4,604	5,284	14.8 %
2025	May	7,540	7,647	1.4 %
2025	June	7,839	7,122	-9.1 %
2025	July	8,524	8,478	-0.5 %
2025	August	7,490	8,001	6.8 %
2025	September	6,526	6,311	-3.3 %
2025	October	2,882	3,872	34.4 %
2025	November	2,198	2,050	-6.7 %
2025	December	1,901	1,841	-3.2 %
Total		56,638	56,541	-0.2 %

Coach Metres

Year	Month	Last Year	This Year	Variance %
2025	January	6.5	0.0	-100.0 %
2025	February	6.6	12.0	81.8 %
2025	March	42.6	0.0	-100.0 %
2025	April	96.2	37.0	-61.5 %
2025	May	96.3	61.5	-36.1 %
2025	June	288.1	236.5	-17.9 %
2025	July	248.5	174.0	-30.0 %
2025	August	102.5	152.1	48.4 %
2025	September	359.1	258.2	-28.1 %
2025	October	85.5	20.0	-76.6 %
2025	November	0.0	0.0	0.0 %
2025	December	0.0	0.0	0.0 %
Total		1,331.9	951.3	-28.6 %

Commercial Vehicle Metres

Year	Month	Last Year	This Year	Variance %
2025	January	1,674.4	1,836.8	9.7 %
2025	February	2,492.6	1,634.0	-34.4 %
2025	March	1,988.0	2,914.5	46.6 %
2025	April	2,235.0	3,151.5	41.0 %
2025	May	2,852.0	3,268.2	14.6 %
2025	June	2,240.0	3,279.7	46.4 %
2025	July	1,988.5	3,265.9	64.2 %
2025	August	3,119.8	2,812.9	-9.8 %
2025	September	2,980.4	2,686.6	-9.9 %
2025	October	1,724.6	2,618.6	51.8 %
2025	November	2,317.3	2,232.4	-3.7 %
2025	December	1,731.4	1,477.4	-14.7 %
Total		27,344.0	31,178.4	14.0 %

Ardmhor (Barra) - Eriskay

Contractual Carrying Groups



This Month YoY

1,290

LY: 1,426 (-9.5%)

YoY

55,847

LY: 58,207 (-4.1%)



This Month YoY

782

LY: 909 (-14%)

YoY

24,303

LY: 25,661 (-5.3%)



This Month YoY

0.00

LY: 0.00

YoY

553.10

LY: 973.00 (-43.2%)



This Month YoY

648.00

LY: 617.50 (+4.9%)

YoY

10.43K

LY: 9.14K (+14%)

Passengers

Year	Month	Last Year	This Year	Variance %
2025	January	1,441	1,470	2.0 %
2025	February	1,996	1,732	-13.2 %
2025	March	2,852	2,126	-25.5 %
2025	April	4,541	5,302	16.8 %
2025	May	8,418	8,380	-0.5 %
2025	June	8,344	7,910	-5.2 %
2025	July	9,036	9,020	-0.2 %
2025	August	8,443	7,672	-9.1 %
2025	September	6,853	5,992	-12.6 %
2025	October	2,797	2,982	6.6 %
2025	November	2,060	1,971	-4.3 %
2025	December	1,426	1,290	-9.5 %
Total		58,207	55,847	-4.1 %

Cars

Year	Month	Last Year	This Year	Variance %
2025	January	910	976	7.3 %
2025	February	1,209	1,067	-11.7 %
2025	March	1,656	1,325	-20.0 %
2025	April	2,162	2,454	13.5 %
2025	May	3,362	3,390	0.8 %
2025	June	3,187	2,971	-6.8 %
2025	July	3,334	3,339	0.1 %
2025	August	3,168	2,837	-10.4 %
2025	September	2,947	2,529	-14.2 %
2025	October	1,522	1,460	-4.1 %
2025	November	1,295	1,173	-9.4 %
2025	December	909	782	-14.0 %
Total		25,661	24,303	-5.3 %

Coach Metres

Year	Month	Last Year	This Year	Variance %
2025	January	0.0	0.0	0.0 %
2025	February	0.0	0.0	0.0 %
2025	March	36.0	0.0	-100.0 %
2025	April	51.0	37.0	-27.5 %
2025	May	69.7	18.0	-74.2 %
2025	June	187.5	135.2	-27.9 %
2025	July	215.0	103.0	-52.1 %
2025	August	75.0	75.5	0.7 %
2025	September	285.5	164.4	-42.4 %
2025	October	53.3	20.0	-62.5 %
2025	November	0.0	0.0	0.0 %
2025	December	0.0	0.0	0.0 %
Total		973.0	553.1	-43.2 %

Commercial Vehicle Metres

Year	Month	Last Year	This Year	Variance %
2025	January	786.0	707.5	-10.0 %
2025	February	628.0	561.7	-10.6 %
2025	March	676.0	611.9	-9.5 %
2025	April	909.5	1,109.7	22.0 %
2025	May	835.0	985.8	18.1 %
2025	June	639.5	1,237.3	93.5 %
2025	July	613.5	874.7	42.6 %
2025	August	1,130.2	904.0	-20.0 %
2025	September	851.5	809.8	-4.9 %
2025	October	700.6	994.1	41.9 %
2025	November	756.0	983.0	30.0 %
2025	December	617.5	648.0	4.9 %
Total		9,143.3	10,427.5	14.0 %

Mallaig - Lochboisdale

Contractual Carrying Groups



This Month YoY

480

LY: 421 (+14%)

YoY

20,756

LY: 26,040 (-20.3%)



This Month YoY

249

LY: 216 (+15.3%)

YoY

9,187

LY: 11,319 (-18.8%)



This Month YoY

0.0

LY: 0.0

YoY

214.1

LY: 196.2 (+9.1%)



This Month YoY

45.8

LY: 74.0 (-38.1%)

YoY

2.1K

LY: 3.3K (-36.1%)

Passengers

Year	Month	Last Year	This Year	Variance %
2025	January		253	
2025	February	674		-100.0 %
2025	March	1,126		-100.0 %
2025	April	1,707	459	-73.1 %
2025	May	3,176	2,182	-31.3 %
2025	June	5,456	3,212	-41.1 %
2025	July	7,091	1,763	-75.1 %
2025	August	3,014	6,328	110.0 %
2025	September	2,993	3,295	10.1 %
2025	October	300	2,640	780.0 %
2025	November	82	144	75.6 %
2025	December	421	480	14.0 %
Total		26,040	20,756	-20.3 %

Cars

Year	Month	Last Year	This Year	Variance %
2025	January		156	0.0 %
2025	February	321		-100.0 %
2025	March	526		-100.0 %
2025	April	794	198	-75.1 %
2025	May	1,442	953	-33.9 %
2025	June	2,470	1,489	-39.7 %
2025	July	2,693	681	-74.7 %
2025	August	1,213	2,438	101.0 %
2025	September	1,465	1,608	9.8 %
2025	October	135	1,316	874.8 %
2025	November	44	99	125.0 %
2025	December	216	249	15.3 %
Total		11,319	9,187	-18.8 %

Coach Metres

Year	Month	Last Year	This Year	Variance %
2025	January		0.0	0.0 %
2025	February	0.0		0.0 %
2025	March	0.0		0.0 %
2025	April	14.0	0.0	-100.0 %
2025	May	12.6	22.0	74.6 %
2025	June	100.6	83.0	-17.5 %
2025	July	21.5	8.0	-62.8 %
2025	August	0.0	51.6	0.0 %
2025	September	47.5	49.5	4.2 %
2025	October	0.0	0.0	0.0 %
2025	November	0.0	0.0	0.0 %
2025	December	0.0	0.0	0.0 %
Total		196.2	214.1	9.1 %

Commercial Vehicle Metres

Year	Month	Last Year	This Year	Variance %
2025	January		17.0	0.0 %
2025	February	902.5		-100.0 %
2025	March	96.4		-100.0 %
2025	April	223.0	83.6	-62.5 %
2025	May	508.4	421.4	-17.1 %
2025	June	432.4	213.4	-50.6 %
2025	July	294.1	47.8	-83.7 %
2025	August	260.2	311.8	19.8 %
2025	September	420.1	368.7	-12.2 %
2025	October	32.8	520.6	1489.6 %
2025	November	24.0	57.8	140.6 %
2025	December	74.0	45.8	-38.1 %
Total		3,267.9	2,087.8	-36.1 %



Oban - Castlebay/Lochboisdale

Contractual Carrying Groups



This Month YoY

1,674

LY: 1,681 (-0.4%)

YoY

57,828

LY: 50,145 (+15.3%)



This Month YoY


810

LY: 776 (+4.4%)

YoY

23,051

LY: 19,658 (+17.3%)



This Month YoY

0.0

LY: 0.0

YoY

184.1

LY: 162.7 (+13.2%)



This Month YoY

783.6

LY: 1.0K (-24.6%)

YoY

18.7K

LY: 14.9K (+25%)

Passengers

Year	Month	Last Year	This Year	Variance %
2025	January	1,621	1,616	-0.3 %
2025	February	1,357	1,184	-12.7 %
2025	March	2,086	2,124	1.8 %
2025	April	4,124	6,539	58.6 %
2025	May	7,352	8,020	9.1 %
2025	June	6,240	6,768	8.5 %
2025	July	7,736	13,123	69.6 %
2025	August	8,451	7,720	-8.6 %
2025	September	5,039	5,159	2.4 %
2025	October	2,777	2,407	-13.3 %
2025	November	1,681	1,494	-11.1 %
2025	December	1,681	1,674	-0.4 %
Total		50,145	57,828	15.3 %

Cars

Year	Month	Last Year	This Year	Variance %
2025	January	834	838	0.5 %
2025	February	703	565	-19.6 %
2025	March	975	1,008	3.4 %
2025	April	1,648	2,632	59.7 %
2025	May	2,736	3,304	20.8 %
2025	June	2,182	2,662	22.0 %
2025	July	2,497	4,458	78.5 %
2025	August	3,109	2,726	-12.3 %
2025	September	2,114	2,174	2.8 %
2025	October	1,225	1,096	-10.5 %
2025	November	859	778	-9.4 %
2025	December	776	810	4.4 %
Total		19,658	23,051	17.3 %

Coach Metres

Year	Month	Last Year	This Year	Variance %
2025	January	6.5	0.0	-100.0 %
2025	February	6.6	12.0	81.8 %
2025	March	6.6	0.0	-100.0 %
2025	April	31.2	0.0	-100.0 %
2025	May	14.0	21.5	53.6 %
2025	June	0.0	18.3	0.0 %
2025	July	12.0	63.0	425.0 %
2025	August	27.5	25.0	-9.1 %
2025	September	26.1	44.3	69.7 %
2025	October	32.2	0.0	-100.0 %
2025	November	0.0	0.0	0.0 %
2025	December	0.0	0.0	0.0 %
Total		162.7	184.1	13.2 %

Commercial Vehicle Metres

Year	Month	Last Year	This Year	Variance %
2025	January	888.4	1,112.3	25.2 %
2025	February	962.1	1,072.3	11.5 %
2025	March	1,215.6	2,302.6	89.4 %
2025	April	1,102.5	1,958.2	77.6 %
2025	May	1,508.6	1,861.0	23.4 %
2025	June	1,168.1	1,829.0	56.6 %
2025	July	1,080.9	2,343.4	116.8 %
2025	August	1,729.4	1,597.1	-7.7 %
2025	September	1,708.8	1,508.1	-11.7 %
2025	October	991.2	1,103.9	11.4 %
2025	November	1,537.3	1,191.6	-22.5 %
2025	December	1,039.9	783.6	-24.6 %
Total		14,932.8	18,663.1	25.0 %



Cars



Ardmhor (Barra) - Eriskay

Year	Month	Last Year	This Year	Var %
2025	January	466	616	32.2 %
2025	February	527	700	32.8 %
2025	March	761	866	13.8 %
2025	April	1,158	1,536	32.6 %
2025	May	1,292	1,908	47.7 %
2025	June	1,528	1,869	22.3 %
2025	July	1,592	2,150	35.1 %
2025	August	1,939	1,806	-6.9 %
2025	September	1,389	1,410	1.5 %
2025	October	822	1,021	24.2 %
2025	November	672	878	30.7 %
2025	December	360	523	45.3 %
Total		12,506	15,283	22.2 %

Mallaig - Lochboisdale


Year	Month	Last Year	This Year	Var %
2025	January		137	0.0 %
2025	February	294		-100.0 %
2025	March	423		-100.0 %
2025	April	662	160	-75.8 %
2025	May	1,087	748	-31.2 %
2025	June	1,889	1,160	-38.6 %
2025	July	2,272	540	-76.2 %
2025	August	978	1,976	102.0 %
2025	September	1,131	1,224	8.2 %
2025	October	106	1,047	887.7 %
2025	November	33	81	145.5 %
2025	December	187	229	22.5 %
Total		9,062	7,302	-19.4 %

Oban - Castlebay/Lochboisdale

Year	Month	Last Year	This Year	Var %
2025	January	688	619	-10.0 %
2025	February	519	415	-20.0 %
2025	March	727	732	0.7 %
2025	April	1,223	1,855	51.7 %
2025	May	1,792	2,109	17.7 %
2025	June	1,664	1,819	9.3 %
2025	July	2,030	3,362	65.6 %
2025	August	2,179	1,889	-13.3 %
2025	September	1,410	1,491	5.7 %
2025	October	896	822	-8.3 %
2025	November	615	570	-7.3 %
2025	December	627	658	4.9 %
Total		14,370	16,341	13.7 %



LGVs




Ardmhor (Barra) - Eriskay				
Year	Month	Last Year	This Year	Var %
2025	January	138	178	29.0 %
2025	February	158	203	28.5 %
2025	March	218	248	13.8 %
2025	April	203	279	37.4 %
2025	May	165	228	38.2 %
2025	June	167	234	40.1 %
2025	July	185	266	43.8 %
2025	August	211	288	36.5 %
2025	September	211	222	5.2 %
2025	October	151	247	63.6 %
2025	November	158	265	67.7 %
2025	December	99	148	49.5 %
Total		2,064	2,806	35.9 %

Mallaig - Lochboisdale				
Year	Month	Last Year	This Year	Var %
2025	January		5	0.0 %
2025	February	42		-100.0 %
2025	March	51		-100.0 %
2025	April	56	11	-80.4 %
2025	May	102	53	-48.0 %
2025	June	183	81	-55.7 %
2025	July	146	40	-72.6 %
2025	August	66	128	93.9 %
2025	September	114	122	7.0 %
2025	October	10	144	1340.0 %
2025	November	9	8	-11.1 %
2025	December	14	12	-14.3 %
Total		793	604	-23.8 %

Oban - Castlebay/Lochboisdale				
Year	Month	Last Year	This Year	Var %
2025	January	79	123	55.7 %
2025	February	88	81	-8.0 %
2025	March	109	141	29.4 %
2025	April	139	233	67.6 %
2025	May	194	200	3.1 %
2025	June	153	168	9.8 %
2025	July	160	238	48.8 %
2025	August	144	176	22.2 %
2025	September	183	134	-26.8 %
2025	October	126	107	-15.1 %
2025	November	135	116	-14.1 %
2025	December	98	110	12.2 %
Total		1,608	1,827	13.6 %



Motorhomes



Ardmhor (Barra) - Eriskay				
Year	Month	Last Year	This Year	Var %
2025	January	13	4	-69.2 %
2025	February	8	11	37.5 %
2025	March	51	38	-25.5 %
2025	April	212	322	51.9 %
2025	May	513	775	51.1 %
2025	June	415	544	31.1 %
2025	July	358	470	31.3 %
2025	August	390	393	0.8 %
2025	September	416	419	0.7 %
2025	October	69	115	66.7 %
2025	November	18	11	-38.9 %
2025	December	10	9	-10.0 %
Total		2,473	3,111	25.8 %

Mallaig - Lochboisdale				
Year	Month	Last Year	This Year	Var %
2025	January		6	0.0 %
2025	February	1		-100.0 %
2025	March	27		-100.0 %
2025	April	37	16	-56.8 %
2025	May	144	116	-19.4 %
2025	June	226	165	-27.0 %
2025	July	205	66	-67.8 %
2025	August	76	224	194.7 %
2025	September	151	184	21.9 %
2025	October	6	76	1166.7 %
2025	November	3	4	33.3 %
2025	December	6	8	33.3 %
Total		882	865	-1.9 %

Oban - Castlebay/Lochboisdale				
Year	Month	Last Year	This Year	Var %
2025	January	17	10	-41.2 %
2025	February	15	12	-20.0 %
2025	March	49	52	6.1 %
2025	April	245	418	70.6 %
2025	May	697	791	13.5 %
2025	June	459	529	15.3 %
2025	July	416	579	39.2 %
2025	August	449	425	-5.3 %
2025	September	385	428	11.2 %
2025	October	80	96	20.0 %
2025	November	23	19	-17.4 %
2025	December	7	22	214.3 %
Total		2,842	3,381	19.0 %



Reliability & Punctuality



Reliability

Route		Ardmhor (Barra) - Eriskay		Mallaig - Lochboisdale		Oban - Castlebay/Lochboisdale	
Year	Month	Contractual	Actual	Contractual	Actual	Contractual	Actual
2025	January	98.5%	88.8%	100.0%	75.0%	100.0%	81.3%
	February	99.2%	75.8%	100.0%	100.0%	85.5%	47.4%
	March	89.8%	82.7%	100.0%	0.0%	100.0%	55.7%
	April	100.0%	99.3%	63.2%	31.6%	100.0%	98.9%
	May	100.0%	98.1%	100.0%	63.0%	96.7%	90.0%
	June	100.0%	95.2%	96.4%	82.1%	94.9%	92.3%
	July	100.0%	100.0%	100.0%	95.0%	100.0%	100.0%
	August	99.4%	88.3%	100.0%	84.5%	100.0%	93.5%
	September	100.0%	81.9%	97.6%	67.1%	100.0%	90.0%
	October	100.0%	88.6%	100.0%	76.5%	100.0%	75.0%
	November	100.0%	91.9%	100.0%	50.0%	95.8%	69.0%
	December	98.9%	71.6%	59.4%	46.9%	100.0%	81.0%
Total		98.8%	88.8%	93.0%	69.2%	97.7%	81.7%



Punctuality

Route		Ardmhor (Barra) - Eriskay		Mallaig - Lochboisdale		Oban - Castlebay/Lochboisdale	
Year	Month	Contractual	Actual	Contractual	Actual	Contractual	Actual
2025	January	99.6%	98.3%	100.0%	100.0%	96.9%	75.4%
	February	100.0%	97.9%	100.0%	100.0%	88.9%	55.6%
	March	99.6%	97.4%	100.0%	100.0%	100.0%	55.1%
	April	99.7%	98.6%	100.0%	33.3%	95.6%	86.8%
	May	100.0%	100.0%	100.0%	51.7%	92.6%	86.4%
	June	100.0%	99.6%	100.0%	91.3%	97.2%	91.7%
	July	99.3%	97.7%	100.0%	78.9%	100.0%	83.3%
	August	100.0%	98.9%	94.4%	78.9%	94.8%	82.8%
	September	100.0%	100.0%	96.4%	70.9%	96.3%	74.1%
	October	99.2%	97.0%	96.2%	80.8%	92.9%	78.6%
	November	100.0%	99.2%	75.0%	75.0%	93.9%	75.5%
	December	99.5%	98.4%	73.3%	66.7%	97.9%	72.3%
Total		99.7%	98.6%	95.8%	74.8%	96.0%	78.8%



Reliability & Punctuality Summary

Summary of Scheduled, Operated, Cancelled & Diverted Sailings by Route & Leg								
Year	Month	Route	Leg	Operated Sailings	Scheduled Sailings	Additional Sailings	Cancelled Sailings	Diverted Sailings
2025	December	Ardmhor (Barra) - Eriskay	Ardmhor-Eriskay	97	134	1	38	0
2025	December	Ardmhor (Barra) - Eriskay	Eriskay-Ardmhor	97	134	1	38	0
2025	December	Mallaig - Lochboisdale	Lochboisdale-Mallaig	7	15	0	8	0
2025	December	Mallaig - Lochboisdale	Lochboisdale-Oban	1	1	0	0	1
2025	December	Mallaig - Lochboisdale	Mallaig-Lochboisdale	7	16	0	9	0
2025	December	Oban - Castlebay/Lochboisdale	Castlebay-Oban	19	23	0	4	0
2025	December	Oban - Castlebay/Lochboisdale	Lochboisdale-Oban	4	6	0	2	0
2025	December	Oban - Castlebay/Lochboisdale	Oban-Castlebay	18	22	0	4	0
2025	December	Oban - Castlebay/Lochboisdale	Oban-Craignure	1	1	0	0	1
2025	December	Oban - Castlebay/Lochboisdale	Oban-Lochboisdale	5	6	0	1	0
Total				256	358	2	104	2



Reliability & Punctuality Summary

Summary of Cancellations, Lateness & Relief Events
by Route & Leg

Year	Month	Route	Leg	Cancelled Sailings	Cancelled (Relief)	Cancelled (No Relief)	On Time	Level 1 Late	Level 1 (Relief)	Level 1 (No Relief)	Level 2 Late	Level 2 (Relief)	Level 2 (No Relief)
2025	December	Ardmhor (Barra) - Eriskay	Ardmhor-Eriskay	38	37	1	94	1	1	0	1	0	1
2025	December	Ardmhor (Barra) - Eriskay	Eriskay-Ardmhor	38	36	2	95	0	0	0	1	1	0
2025	December	Mallaig - Lochboisdale	Lochboisdale-Mallaig	8	2	6	6	1	0	1	0	0	0
2025	December	Mallaig - Lochboisdale	Lochboisdale-Oban	0	0	0	1	0	0	0	0	0	0
2025	December	Mallaig - Lochboisdale	Mallaig-Lochboisdale	9	2	7	3	3	1	2	1	0	1
2025	December	Oban - Castlebay/Lochboisdale	Castlebay-Oban	4	4	0	15	3	3	0	1	1	0
2025	December	Oban - Castlebay/Lochboisdale	Lochboisdale-Oban	2	2	0	2	0	0	0	2	2	0
2025	December	Oban - Castlebay/Lochboisdale	Oban-Castlebay	4	4	0	12	2	2	0	4	3	1
2025	December	Oban - Castlebay/Lochboisdale	Oban-Craignure	0	0	0	1	0	0	0	0	0	0
2025	December	Oban - Castlebay/Lochboisdale	Oban-Lochboisdale	1	1	0	4	0	0	0	1	1	0
Total				104	88	16	233	10	7	3	11	8	3