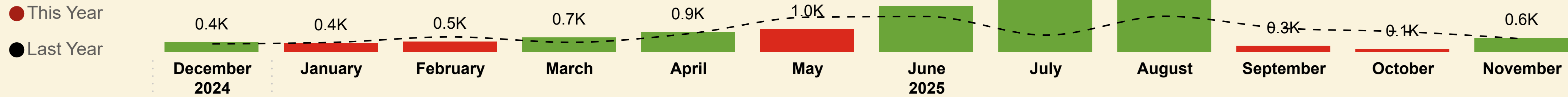




Shipped Passengers

Kennacraig - Islay/C'say/Oban



This Month YoY

630


LY: 589 (+6.96%)

YoY

12,176

LY: 10,764 (+13.1%)

Kennacraig - Islay



This Month YoY

10,371


LY: 9,643 (+7.55%)

YoY

202,594

LY: 198,786 (+1.9%)

Islay Total



This Month YoY

11,001

LY: 10,232 (+7.52%)

YoY

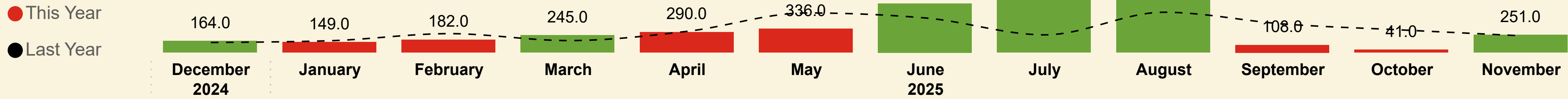
214,770

LY: 209,550 (+2.5%)



Shipped Cars

Kennacraig - Islay/C'say/Oban



This Month YoY

251

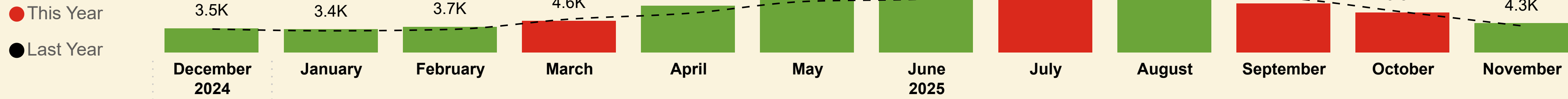
LY: 238 (+5.46%)

YoY

4,139

LY: 3,883 (+6.6%)

Kennacraig - Islay



This Month YoY

4,263


LY: 3,875 (+10.01%)

YoY

72,853

LY: 71,020 (+2.6%)

Islay Total



This Month YoY

4,514

LY: 4,113 (+9.75%)

YoY

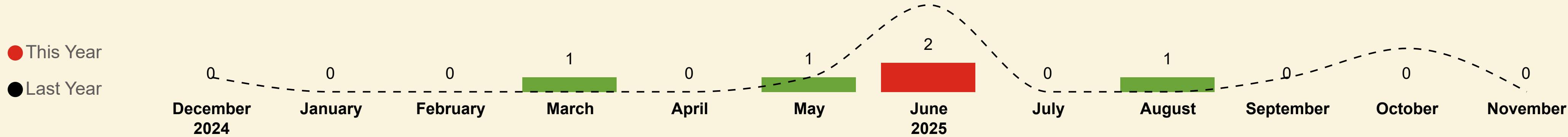
76,992

LY: 74,903 (+2.8%)



Shipped Coaches

Kennacraig - Islay/C'say/Oban



This Month YoY

0

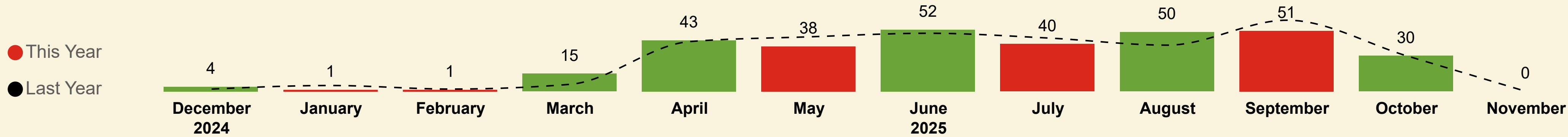
LY: 0

YoY

5

LY: 12 (-58.3%)

Kennacraig - Islay



This Month YoY

0

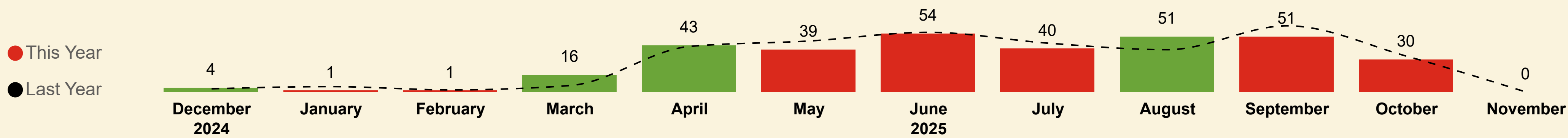
LY: 0

YoY

325

LY: 326 (-0.3%)

Islay Total



This Month YoY

0

LY: 0

YoY

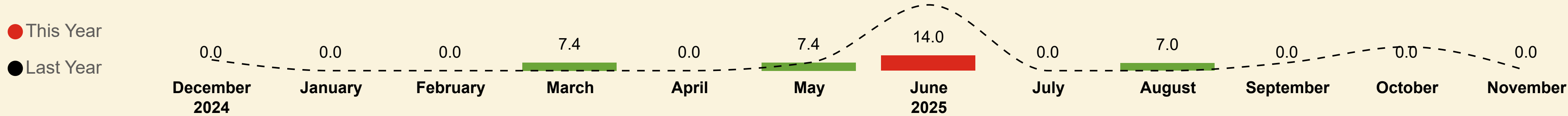
330

LY: 338 (-2.4%)



Shipped Coach Metres

Kennacraig - Islay/C'say/Oban



This Month YoY

0.0


LY: 0.0

YoY

35.8

LY: 107.2 (-66.6%)

Kennacraig - Islay



This Month YoY

0.0


LY: 0.0

YoY

2.5K

LY: 2.6K (-4.2%)

Islay Total



This Month YoY

0.0

LY: 0.0

YoY

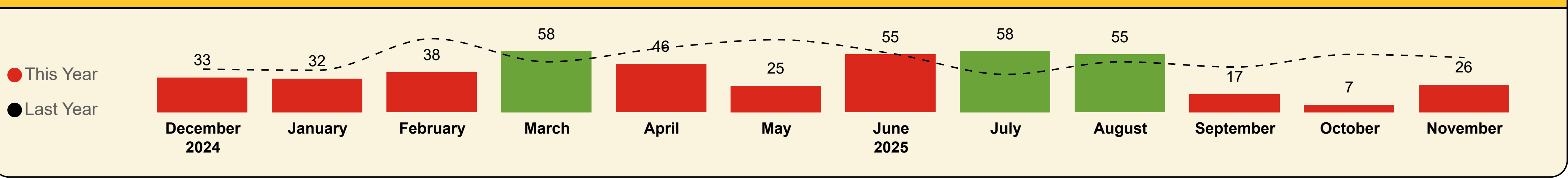
2.5K

LY: 2.7K (-6.7%)



Shipped Commercial Vehicles

Kennacraig - Islay/C'say/Oban



This Month YoY

26

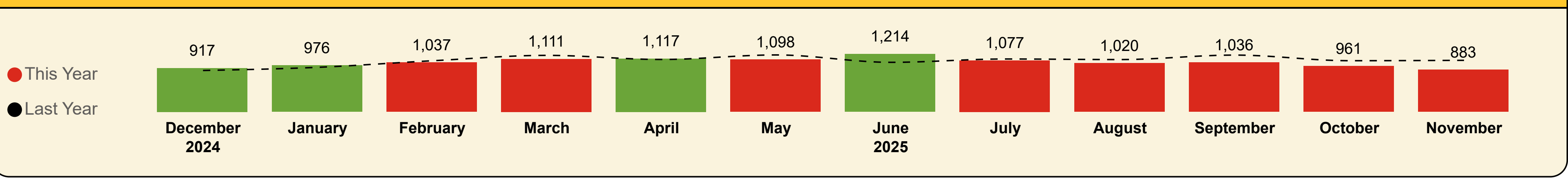
LY: 52 (-50%)

YoY

450

LY: 619 (-27.3%)

Kennacraig - Islay



This Month YoY

883

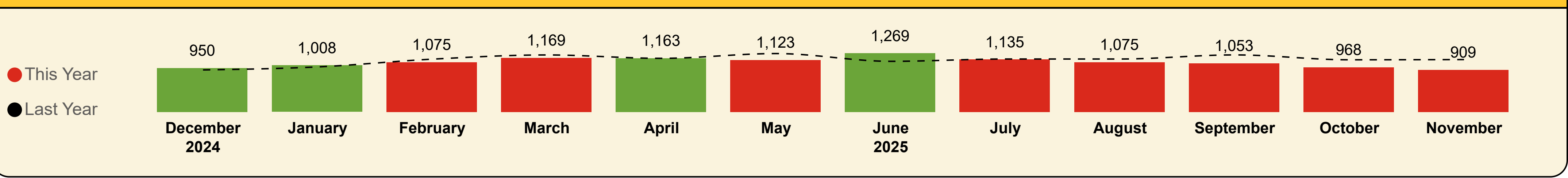
LY: 1,081 (-18.3%)

YoY

12,447

LY: 12,942 (-3.8%)

Islay Total



This Month YoY

909

LY: 1,133 (-19.8%)

YoY

12,897

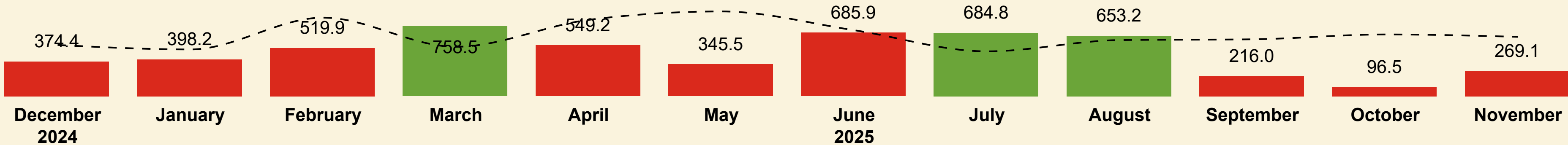
LY: 13,561 (-4.9%)



Shipped Commercial Vehicle Metres

Kennacraig - Islay/C'say/Oban

● This Year
● Last Year



This Month YoY

269.1

LY: 641.6 (-58.1%)

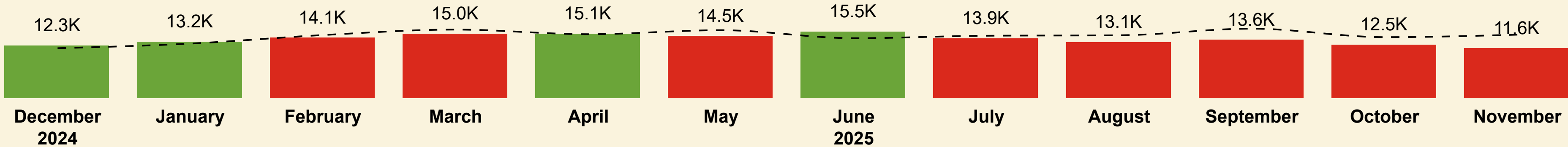
YoY

5.6K

LY: 7.9K (-29.8%)

Kennacraig - Islay

● This Year
● Last Year



This Month YoY

11.6K

LY: 14.8K (-21.5%)

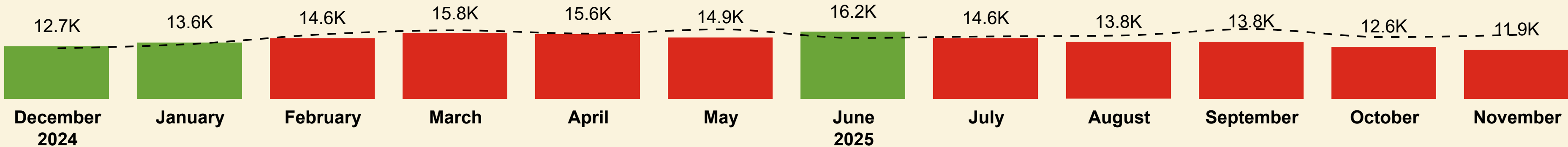
YoY

164.6K

LY: 174.6K (-5.8%)

Islay Total

● This Year
● Last Year



This Month YoY

11.9K

LY: 15.5K (-23%)

YoY

170.1K

LY: 182.5K (-6.8%)

Islay Total

Contractual Carrying Groups



This Month YoY

11,001

LY: 10,232 (+7.5%)

YoY

214,770

LY: 209,550 (+2.5%)



This Month YoY

4,514

LY: 4,113 (+9.7%)

YoY

76,992

LY: 74,903 (+2.8%)



This Month YoY

0.0

LY: 0.0

YoY

2.5K

LY: 2.7K (-6.7%)



This Month YoY

11.9K

LY: 15.5K (-23%)

YoY

170.1K

LY: 182.5K (-6.8%)

Passengers

Year	Month	Last Year	This Year	Variance %
2024	December	8,699	9,114	4.8 %
2025	January	7,810	8,223	5.3 %
2025	February	9,242	9,399	1.7 %
2025	March	13,318	12,282	-7.8 %
2025	April	17,342	20,125	16.0 %
2025	May	24,869	25,656	3.2 %
2025	June	23,841	24,717	3.7 %
2025	July	25,715	27,202	5.8 %
2025	August	27,331	28,909	5.8 %
2025	September	23,818	21,110	-11.4 %
2025	October	17,333	17,032	-1.7 %
2025	November	10,232	11,001	7.5 %
Total		209,550	214,770	2.5 %

Cars

Year	Month	Last Year	This Year	Variance %
2024	December	3,559	3,680	3.4 %
2025	January	3,324	3,533	6.3 %
2025	February	3,627	3,909	7.8 %
2025	March	5,033	4,868	-3.3 %
2025	April	6,016	7,125	18.4 %
2025	May	8,017	8,405	4.8 %
2025	June	8,286	8,747	5.6 %
2025	July	9,126	9,235	1.2 %
2025	August	9,191	9,898	7.7 %
2025	September	8,384	7,240	-13.6 %
2025	October	6,227	5,838	-6.2 %
2025	November	4,113	4,514	9.7 %
Total		74,903	76,992	2.8 %

Coach Metres

Year	Month	Last Year	This Year	Variance %
2024	December	23.4	28.2	20.5 %
2025	January	33.3	12.0	-64.0 %
2025	February	24.0	7.0	-70.8 %
2025	March	46.9	118.4	152.5 %
2025	April	322.3	319.5	-0.9 %
2025	May	345.2	289.1	-16.3 %
2025	June	480.4	410.9	-14.5 %
2025	July	346.9	300.3	-13.4 %
2025	August	308.7	384.1	24.4 %
2025	September	511.5	410.1	-19.8 %
2025	October	242.1	225.1	-7.0 %
2025	November	0.0	0.0	0.0 %
Total		2,684.7	2,504.6	-6.7 %

Commercial Vehicle Metres

Year	Month	Last Year	This Year	Variance %
2024	December	12,213.4	12,682.3	3.8 %
2025	January	13,243.2	13,585.3	2.6 %
2025	February	15,595.6	14,627.8	-6.2 %
2025	March	16,564.2	15,801.7	-4.6 %
2025	April	15,767.8	15,641.0	-0.8 %
2025	May	16,802.2	14,862.9	-11.5 %
2025	June	14,719.5	16,211.7	10.1 %
2025	July	15,070.4	14,629.9	-2.9 %
2025	August	15,299.3	13,759.5	-10.1 %
2025	September	16,861.1	13,829.6	-18.0 %
2025	October	14,917.7	12,568.2	-15.7 %
2025	November	15,478.0	11,911.8	-23.0 %
Total		182,532.3	170,111.4	-6.8 %

Kennacraig - Islay/C'say/Oban

Contractual Carrying Groups



This Month YoY

630

LY: 589 (+7%)

YoY

12,176

LY: 10,764 (+13.1%)



This Month YoY

251

LY: 238 (+5.5%)

YoY

4,139

LY: 3,883 (+6.6%)



This Month YoY

0.0

LY: 0.0

YoY

35.8

LY: 107.2 (-66.6%)



This Month YoY

269.1

LY: 641.6 (-58.1%)

YoY

5.6K

LY: 7.9K (-29.8%)

Passengers

Year	Month	Last Year	This Year	Variance %
2024	December	362	437	20.7 %
2025	January	427	398	-6.8 %
2025	February	675	468	-30.7 %
2025	March	431	652	51.3 %
2025	April	819	890	8.7 %
2025	May	1,557	1,022	-34.4 %
2025	June	1,587	2,054	29.4 %
2025	July	753	2,429	222.6 %
2025	August	1,599	2,793	74.7 %
2025	September	1,059	274	-74.1 %
2025	October	906	129	-85.8 %
2025	November	589	630	7.0 %
Total		10,764	12,176	13.1 %

Cars

Year	Month	Last Year	This Year	Variance %
2024	December	143	164	14.7 %
2025	January	168	149	-11.3 %
2025	February	268	182	-32.1 %
2025	March	170	245	44.1 %
2025	April	301	290	-3.7 %
2025	May	560	336	-40.0 %
2025	June	489	694	41.9 %
2025	July	251	804	220.3 %
2025	August	570	875	53.5 %
2025	September	405	108	-73.3 %
2025	October	320	41	-87.2 %
2025	November	238	251	5.5 %
Total		3,883	4,139	6.6 %

Coach Metres

Year	Month	Last Year	This Year	Variance %
2024	December	10.0	0.0	-100.0 %
2025	January	0.0	0.0	0.0 %
2025	February	0.0	0.0	0.0 %
2025	March	0.0	7.4	0.0 %
2025	April	0.0	0.0	0.0 %
2025	May	7.4	7.4	0.0 %
2025	June	60.5	14.0	-76.9 %
2025	July	0.0	0.0	0.0 %
2025	August	0.0	7.0	0.0 %
2025	September	7.4	0.0	-100.0 %
2025	October	21.9	0.0	-100.0 %
2025	November	0.0	0.0	0.0 %
Total		107.2	35.8	-66.6 %

Commercial Vehicle Metres

Year	Month	Last Year	This Year	Variance %
2024	December	553.7	374.4	-32.4 %
2025	January	505.6	398.2	-21.2 %
2025	February	849.0	519.9	-38.8 %
2025	March	534.4	758.5	41.9 %
2025	April	825.3	549.2	-33.5 %
2025	May	916.3	345.5	-62.3 %
2025	June	713.2	685.9	-3.8 %
2025	July	484.8	684.8	41.3 %
2025	August	606.7	653.2	7.7 %
2025	September	615.1	216.0	-64.9 %
2025	October	667.5	96.5	-85.5 %
2025	November	641.6	269.1	-58.1 %
Total		7,913.2	5,551.2	-29.8 %

Kennacraig - Islay

Contractual Carrying Groups



This Month YoY

10,371

LY: 9,643 (+7.5%)

YoY

202,594

LY: 198,786 (+1.9%)



This Month YoY

4,263

LY: 3,875 (+10%)

YoY

72,853

LY: 71,020 (+2.6%)



This Month YoY

0.0

LY: 0.0

YoY

2.5K

LY: 2.6K (-4.2%)



This Month YoY

11.6K

LY: 14.8K (-21.5%)

YoY

164.6K

LY: 174.6K (-5.8%)

Passengers

Year	Month	Last Year	This Year	Variance %
2024	December	8,337	8,677	4.1 %
2025	January	7,383	7,825	6.0 %
2025	February	8,567	8,931	4.2 %
2025	March	12,887	11,630	-9.8 %
2025	April	16,523	19,235	16.4 %
2025	May	23,312	24,634	5.7 %
2025	June	22,254	22,663	1.8 %
2025	July	24,962	24,773	-0.8 %
2025	August	25,732	26,116	1.5 %
2025	September	22,759	20,836	-8.4 %
2025	October	16,427	16,903	2.9 %
2025	November	9,643	10,371	7.5 %
Total		198,786	202,594	1.9 %

Cars

Year	Month	Last Year	This Year	Variance %
2024	December	3,416	3,516	2.9 %
2025	January	3,156	3,384	7.2 %
2025	February	3,359	3,727	11.0 %
2025	March	4,863	4,623	-4.9 %
2025	April	5,715	6,835	19.6 %
2025	May	7,457	8,069	8.2 %
2025	June	7,797	8,053	3.3 %
2025	July	8,875	8,431	-5.0 %
2025	August	8,621	9,023	4.7 %
2025	September	7,979	7,132	-10.6 %
2025	October	5,907	5,797	-1.9 %
2025	November	3,875	4,263	10.0 %
Total		71,020	72,853	2.6 %

Coach Metres

Year	Month	Last Year	This Year	Variance %
2024	December	13.4	28.2	110.4 %
2025	January	33.3	12.0	-64.0 %
2025	February	24.0	7.0	-70.8 %
2025	March	46.9	111.0	136.7 %
2025	April	322.3	319.5	-0.9 %
2025	May	337.8	281.7	-16.6 %
2025	June	419.9	396.9	-5.5 %
2025	July	346.9	300.3	-13.4 %
2025	August	308.7	377.1	22.2 %
2025	September	504.1	410.1	-18.7 %
2025	October	220.2	225.1	2.2 %
2025	November	0.0	0.0	0.0 %
Total		2,577.5	2,468.8	-4.2 %

Commercial Vehicle Metres

Year	Month	Last Year	This Year	Variance %
2024	December	11,659.7	12,307.9	5.6 %
2025	January	12,737.6	13,187.1	3.5 %
2025	February	14,746.6	14,107.9	-4.3 %
2025	March	16,029.8	15,043.2	-6.2 %
2025	April	14,942.5	15,091.8	1.0 %
2025	May	15,885.9	14,517.4	-8.6 %
2025	June	14,006.3	15,525.8	10.8 %
2025	July	14,585.6	13,945.1	-4.4 %
2025	August	14,692.6	13,106.3	-10.8 %
2025	September	16,246.0	13,613.6	-16.2 %
2025	October	14,250.2	12,471.7	-12.5 %
2025	November	14,836.4	11,642.7	-21.5 %
Total		174,619.1	164,560.2	-5.8 %



Cars




Kennacraig - Islay/C'say/Oban				
Year	Month	Last Year	This Year	Var %
2024	December	74	103	39.2 %
2025	January	27	49	81.5 %
2025	February	85	95	11.8 %
2025	March	63	150	138.1 %
2025	April	141	169	19.9 %
2025	May	277	195	-29.6 %
2025	June	333	543	63.1 %
2025	July	194	667	243.8 %
2025	August	301	764	153.8 %
2025	September	192	80	-58.3 %
2025	October	115	38	-67.0 %
2025	November	83	128	54.2 %
Total		1,885	2,981	58.1 %

Kennacraig - Islay				
Year	Month	Last Year	This Year	Var %
2024	December	2,635	2,880	9.3 %
2025	January	2,334	2,582	10.6 %
2025	February	2,642	2,897	9.7 %
2025	March	3,751	3,674	-2.1 %
2025	April	4,562	5,531	21.2 %
2025	May	5,885	6,292	6.9 %
2025	June	6,368	6,496	2.0 %
2025	July	7,107	6,906	-2.8 %
2025	August	7,083	7,641	7.9 %
2025	September	6,498	5,861	-9.8 %
2025	October	4,560	4,811	5.5 %
2025	November	2,986	3,418	14.5 %
Total		56,411	58,989	4.6 %



LGVs




Kennacraig - Islay/C'say/Oban				
Year	Month	Last Year	This Year	Var %
2024	December	4	4	0.0 %
2025	January	2	11	450.0 %
2025	February	6	14	133.3 %
2025	March	7	19	171.4 %
2025	April	22	25	13.6 %
2025	May	33	13	-60.6 %
2025	June	33	56	69.7 %
2025	July	17	62	264.7 %
2025	August	24	45	87.5 %
2025	September	18	17	-5.6 %
2025	October	19	2	-89.5 %
2025	November	16	24	50.0 %
Total		201	292	45.3 %

Kennacraig - Islay				
Year	Month	Last Year	This Year	Var %
2024	December	374	473	26.5 %
2025	January	404	588	45.5 %
2025	February	482	655	35.9 %
2025	March	700	723	3.3 %
2025	April	559	780	39.5 %
2025	May	542	857	58.1 %
2025	June	619	867	40.1 %
2025	July	798	846	6.0 %
2025	August	685	872	27.3 %
2025	September	662	717	8.3 %
2025	October	660	721	9.2 %
2025	November	665	784	17.9 %
Total		7,150	8,883	24.2 %



Motorhomes



Kennacraig - Islay/C'say/Oban				
Year	Month	Last Year	This Year	Var %
2024	December	0	4	0.0 %
2025	January	2	1	-50.0 %
2025	February	4	4	0.0 %
2025	March	3	2	-33.3 %
2025	April	13	11	-15.4 %
2025	May	42	23	-45.2 %
2025	June	22	57	159.1 %
2025	July	14	55	292.9 %
2025	August	25	59	136.0 %
2025	September	21	11	-47.6 %
2025	October	5	0	-100.0 %
2025	November	1	3	200.0 %
Total		152	230	51.3 %

Kennacraig - Islay				
Year	Month	Last Year	This Year	Var %
2024	December	37	48	29.7 %
2025	January	28	44	57.1 %
2025	February	28	53	89.3 %
2025	March	153	117	-23.5 %
2025	April	238	336	41.2 %
2025	May	528	706	33.7 %
2025	June	438	535	22.1 %
2025	July	366	455	24.3 %
2025	August	410	481	17.3 %
2025	September	486	348	-28.4 %
2025	October	196	183	-6.6 %
2025	November	74	74	0.0 %
Total		2,982	3,380	13.3 %




Reliability & Punctuality



Reliability

Route		Kennacraig - Islay		Kennacraig - Islay/C'say/Oban	
Year	Month	Contractual	Actual	Contractual	Actual
2024	December	100.0%	89.8%	100.0%	62.5%
2025	January	100.0%	94.2%	100.0%	75.0%
	February	98.6%	93.8%	100.0%	75.0%
	March	100.0%	100.0%	100.0%	93.8%
	April	100.0%	97.7%	100.0%	100.0%
	May	99.3%	96.6%	71.4%	67.9%
	June	100.0%	97.8%	100.0%	100.0%
	July	97.8%	95.6%	98.3%	87.9%
	August	100.0%	92.1%	100.0%	95.9%
	September	94.9%	86.2%	100.0%	63.6%
	October	100.0%	86.8%	100.0%	25.0%
	November	99.3%	92.0%	90.0%	60.0%



Punctuality

Route		Kennacraig - Islay		Kennacraig - Islay/C'say/Oban	
Year	Month	Contractual	Actual	Contractual	Actual
2024	December	98.5%	90.2%	100.0%	70.0%
2025	January	95.9%	94.6%	100.0%	50.0%
	February	96.3%	82.2%	100.0%	50.0%
	March	99.4%	93.1%	86.7%	46.7%
	April	98.8%	95.0%	100.0%	100.0%
	May	92.9%	80.5%	73.7%	73.7%
	June	99.2%	94.7%	97.7%	86.4%
	July	97.3%	86.3%	94.1%	68.6%
	August	98.1%	86.4%	100.0%	78.7%
	September	97.0%	56.5%	100.0%	100.0%
	October	98.7%	77.5%	100.0%	0.0%
	November	97.8%	91.3%	100.0%	83.3%



Reliability & Punctuality Summary

Summary of Scheduled, Operated, Cancelled & Diverted Sailings by Route and Leg								
Year	Month	Route	Leg	Operated Sailings	Scheduled Sailings	Additional Sailings	Cancelled Sailings	Diverted Sailings
2025	November	Kennacraig - Islay	Kennacraig-Port Askaig	56	52	7	3	3
2025	November	Kennacraig - Islay	Kennacraig-Port Ellen	30	23	8	1	1
2025	November	Kennacraig - Islay	Port Askaig-Kennacraig	58	50	12	4	0
2025	November	Kennacraig - Islay	Port Ellen-Kennacraig	29	25	8	4	0
2025	November	Kennacraig - Islay/C'say/Oban	Colonsay-Port Askaig	2	5	0	3	0
2025	November	Kennacraig - Islay/C'say/Oban	Kennacraig-Port Askaig	4	5	0	1	0
2025	November	Kennacraig - Islay/C'say/Oban	Port Askaig-Colonsay	2	5	0	3	0
2025	November	Kennacraig - Islay/C'say/Oban	Port Askaig-Kennacraig	4	5	0	1	0
Total				185	170	35	20	4

Reliability & Punctuality Summary

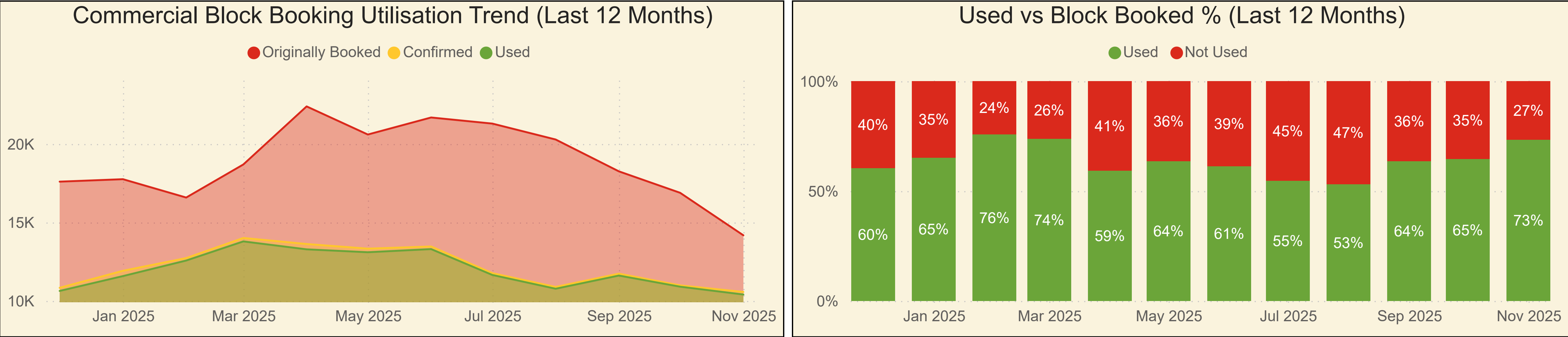
Summary of Cancellations, Lateness & Relief Events by Route and Leg

Year	Month	Route	Leg	Cancelled Sailings	Cancelled (Relief)	Cancelled (No Relief)	On Time	Level 1 Late	Level 1 (Relief)	Level 1 (No Relief)	Level 2 Late	Level 2 (Relief)	Level 2 (No Relief)
2025	November	Kennacraig - Islay	Kennacraig-Port Askaig	3	3	0	46	0	0	0	3	2	1
2025	November	Kennacraig - Islay	Kennacraig-Port Ellen	1	1	0	20	1	1	0	1	1	0
2025	November	Kennacraig - Islay	Port Askaig-Kennacraig	4	4	0	42	3	2	1	1	1	0
2025	November	Kennacraig - Islay	Port Ellen-Kennacraig	4	3	1	18	3	2	1	0	0	0
2025	November	Kennacraig - Islay/C'say/Oban	Colonsay-Port Askaig	3	2	1	0	2	2	0	0	0	0
2025	November	Kennacraig - Islay/C'say/Oban	Kennacraig-Port Askaig	1	1	0	4	0	0	0	0	0	0
2025	November	Kennacraig - Islay/C'say/Oban	Port Askaig-Colonsay	3	2	1	2	0	0	0	0	0	0
2025	November	Kennacraig - Islay/C'say/Oban	Port Askaig-Kennacraig	1	1	0	4	0	0	0	0	0	0
Total				20	17	3	136	9	7	2	5	4	1



Block Booked vs Utilised

Route Name	Month Year	Originally Booked	Booked 24hrs Prior	Confirmed	No Show	Used	Confirmed vs Block Booked	Used vs Confirmed	Used vs Block Booked
Kennacraig - Islay	Dec-2024	17,600	11,720	10,835	200	10,635	62%	98%	60%
Kennacraig - Islay	Jan-2025	17,756	12,622	11,918	337	11,581	67%	97%	65%
Kennacraig - Islay	Feb-2025	16,587	13,489	12,729	157	12,572	77%	99%	76%
Kennacraig - Islay	Mar-2025	18,695	14,947	14,011	220	13,791	75%	98%	74%
Kennacraig - Islay	Apr-2025	22,395	15,043	13,626	340	13,286	61%	98%	59%
Kennacraig - Islay	May-2025	20,603	14,463	13,330	230	13,101	65%	98%	64%
Kennacraig - Islay	Jun-2025	21,689	14,984	13,468	167	13,302	62%	99%	61%
Kennacraig - Islay	Jul-2025	21,300	13,411	11,767	115	11,653	55%	99%	55%
Kennacraig - Islay	Aug-2025	20,286	11,717	10,890	115	10,775	54%	99%	53%
Kennacraig - Islay	Sep-2025	18,256	12,181	11,736	120	11,616	64%	99%	64%
Kennacraig - Islay	Oct-2025	16,889	11,419	10,990	85	10,906	65%	99%	65%
Kennacraig - Islay	Nov-2025	14,179	10,689	10,570	164	10,407	75%	98%	73%
Total		226,233	156,685	145,871	2,247	143,624	64%	98%	63%



Note: This report shows block bookings made by block booking customers for any commercial vehicle over 6 metres in length or any LGV that consumes High Lane Metreage. It does not include any bookings on sailings that were cancelled by CalMac. High Lane Metreage refers to deck meterage for high vehicles such as Commercials or LGVs.