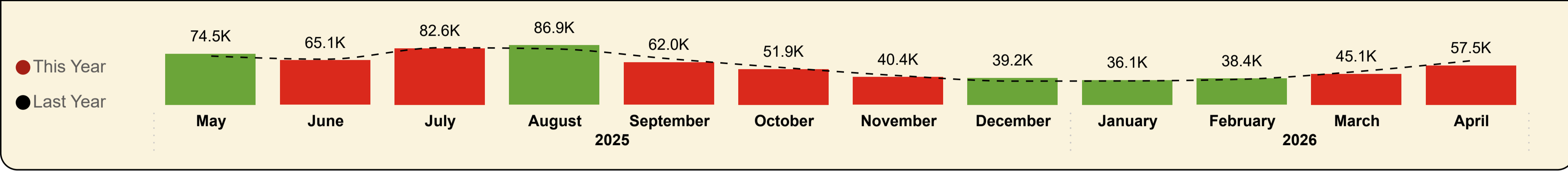




Shipped Passengers

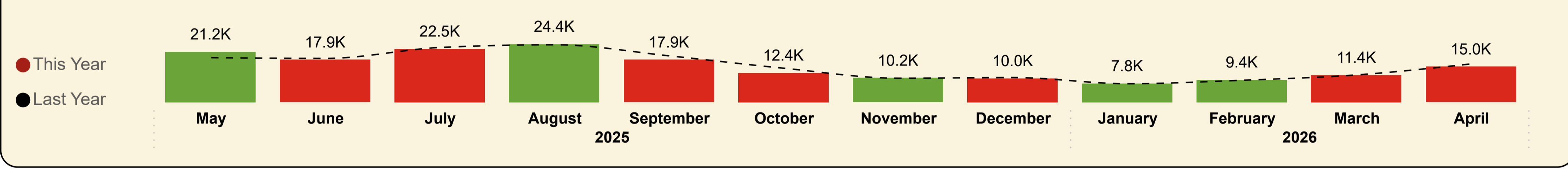
Wemyss Bay - Rothesay



This Month YoY
57,468
LY: 64,459 (-10.85%)

YoY
679,651
LY: 686,202 (-1%)

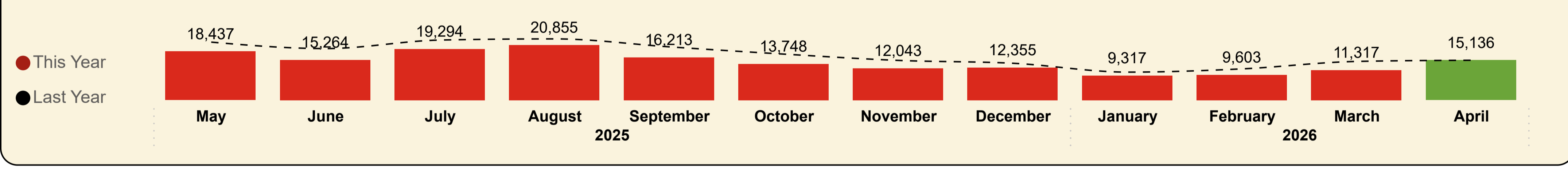
Colintraive - Rhubodach



This Month YoY
14,987
LY: 16,153 (-7.22%)

YoY
180,149
LY: 183,440 (-1.8%)

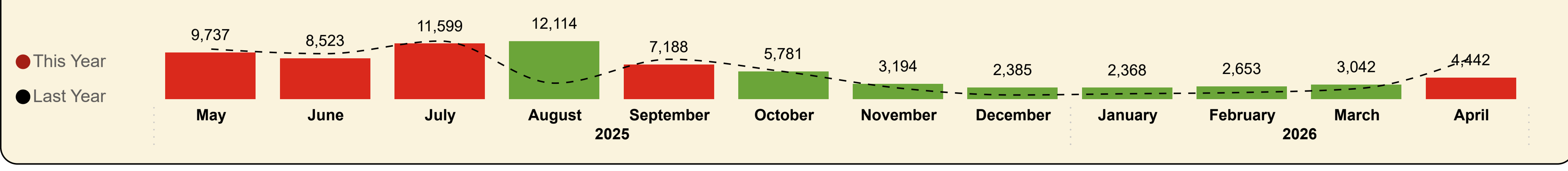
Gourock - Dunoon



This Month YoY
15,136
LY: 15,091 (+0.3%)

YoY
173,582
LY: 206,044 (-15.8%)

Tarbert LF - Portavadie

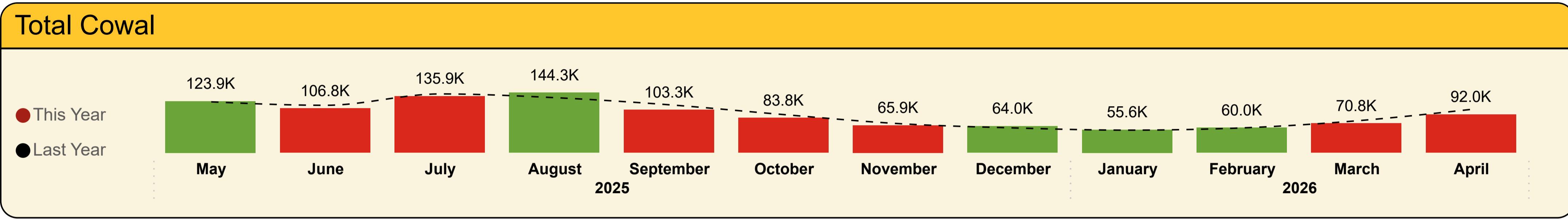


This Month YoY
4,442
LY: 8,559 (-48.1%)

YoY
73,026
LY: 65,663 (+11.2%)



Shipped Passengers



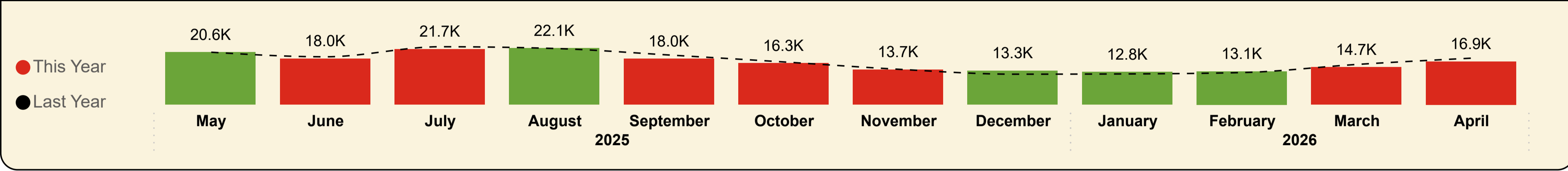
This Month YoY
92,033
LY: 104,262 (-11.73%)

YoY
1,106,408
LY: 1,141,349 (-3.1%)



Shipped Cars

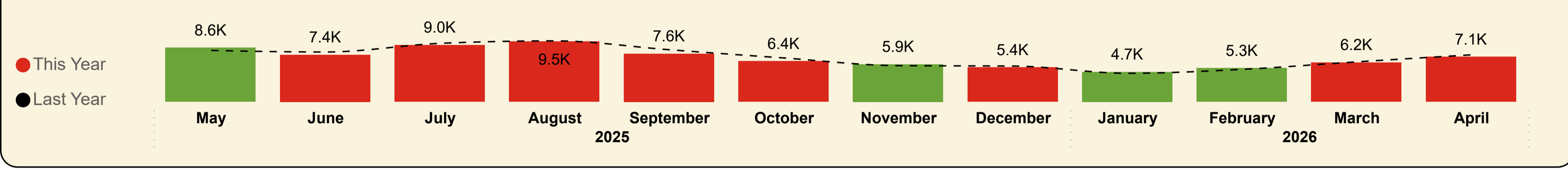
Wemyss Bay - Rothesay



This Month YoY
16,940
LY: 18,218 (-7.02%)

YoY
201,246
LY: 204,582 (-1.6%)

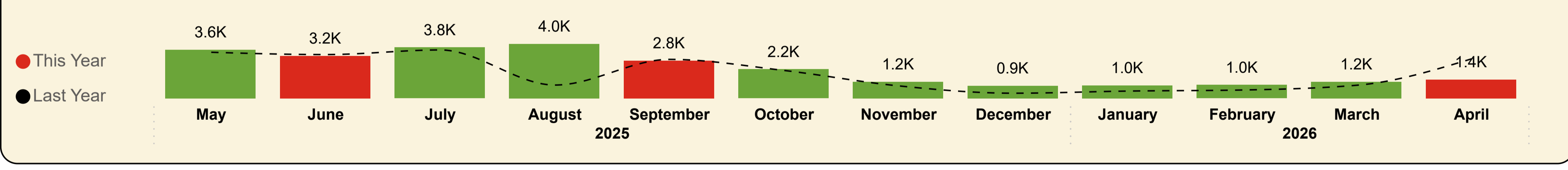
Colintraive - Rhubodach



This Month YoY
7,109
LY: 7,426 (-4.27%)

YoY
83,281
LY: 84,736 (-1.7%)

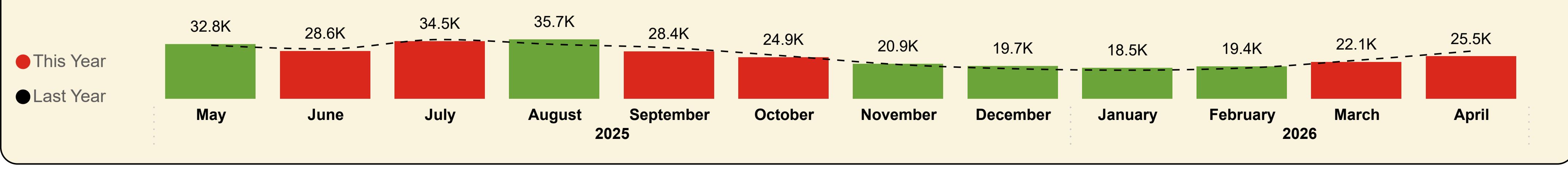
Tarbert LF - Portavadie



This Month YoY
1,404
LY: 2,945 (-52.33%)

YoY
26,357
LY: 22,665 (+16.3%)

Cowal Total



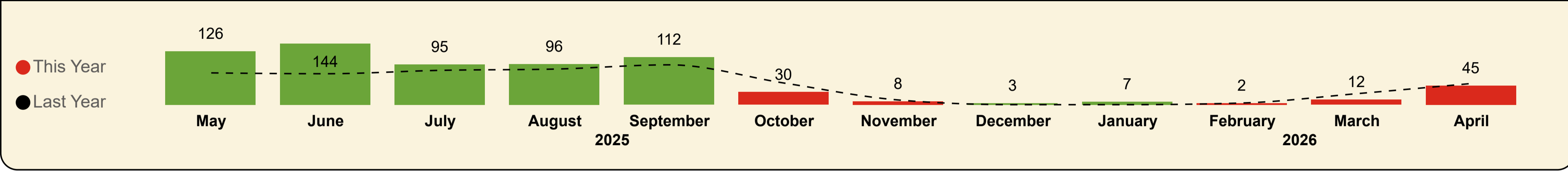
This Month YoY
25,453
LY: 28,589 (-10.97%)

YoY
310,884
LY: 311,983 (-0.4%)



Shipped Coaches

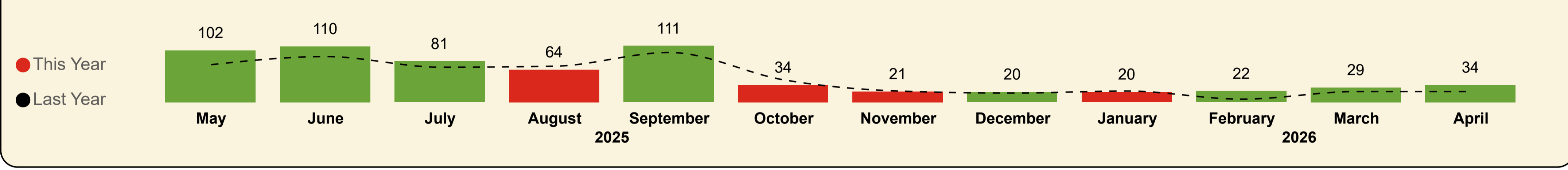
Wemyss Bay - Rothesay



This Month YoY
45
LY: 50 (-10%)

YoY
680
LY: 549 (+23.9%)

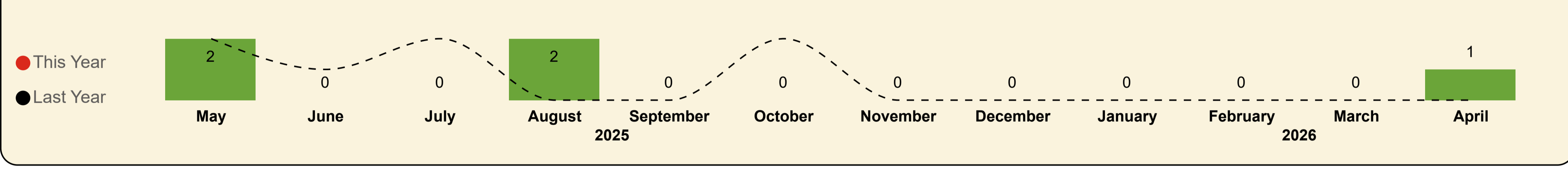
Colintraive - Rhubodach



This Month YoY
34
LY: 21 (+61.9%)

YoY
648
LY: 556 (+16.5%)

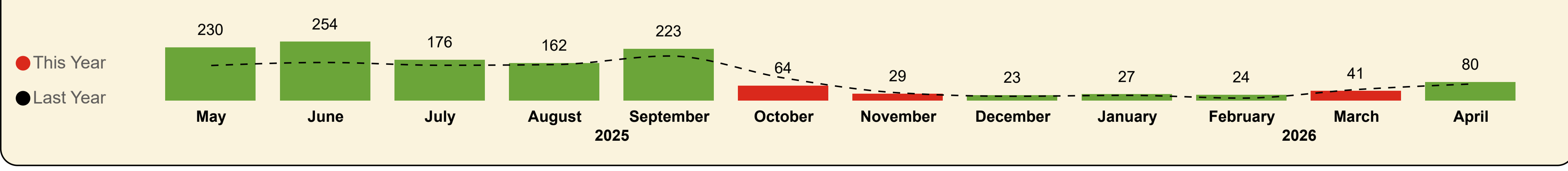
Tarbert LF - Portavadie



This Month YoY
1
LY: 0

YoY
5
LY: 7 (-28.6%)

Cowal Total

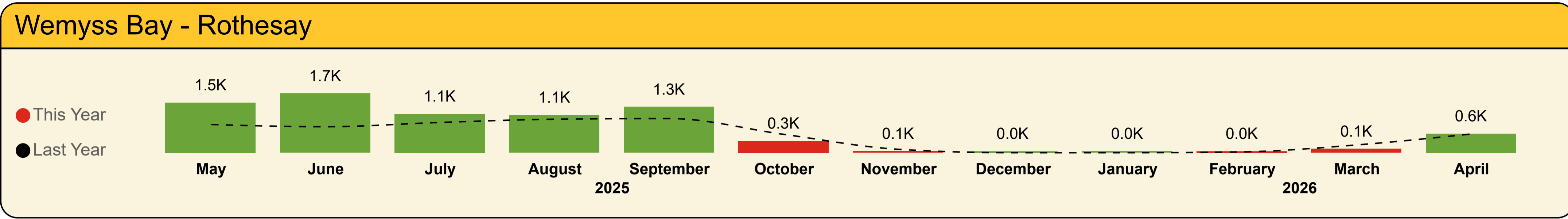


This Month YoY
80
LY: 71 (+12.68%)

YoY
1333
LY: 1,112 (+19.9%)

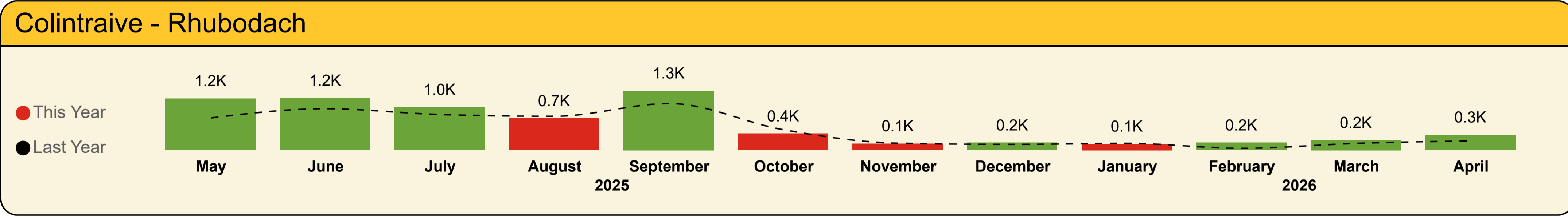


Shipped Coach Metres



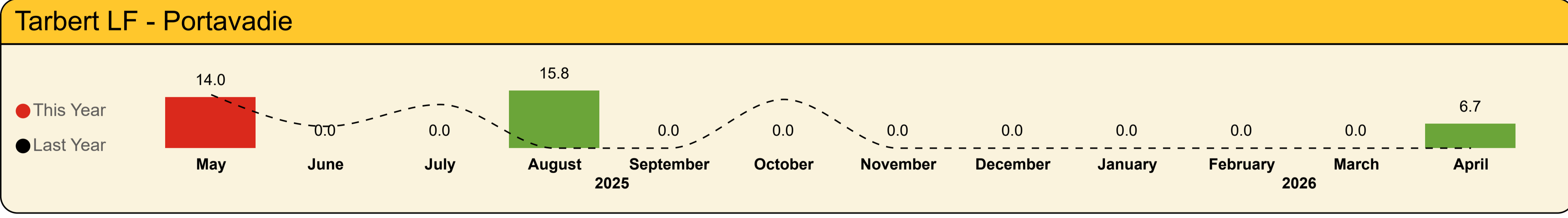
This Month YoY
559.6
LY: 551.1 (+1.5%)

YoY
7.9K
LY: 5.9K (+34.4%)



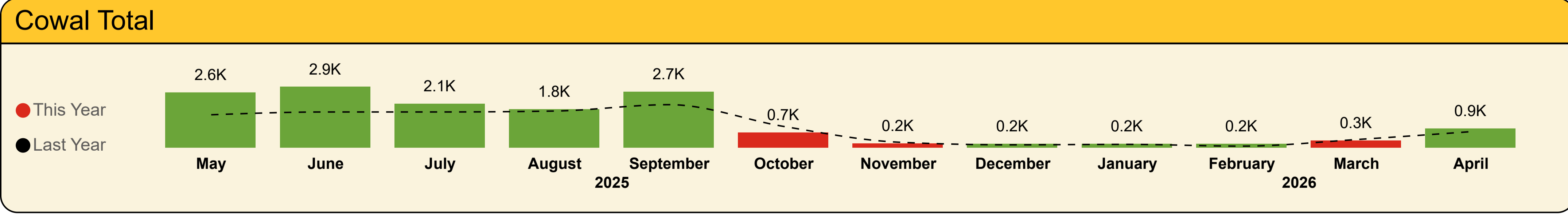
This Month YoY
342.7
LY: 208.3 (+64.5%)

YoY
6.9K
LY: 5.6K (+24.2%)



This Month YoY
6.7
LY: 0.0

YoY
36.5
LY: 46.1 (-20.8%)

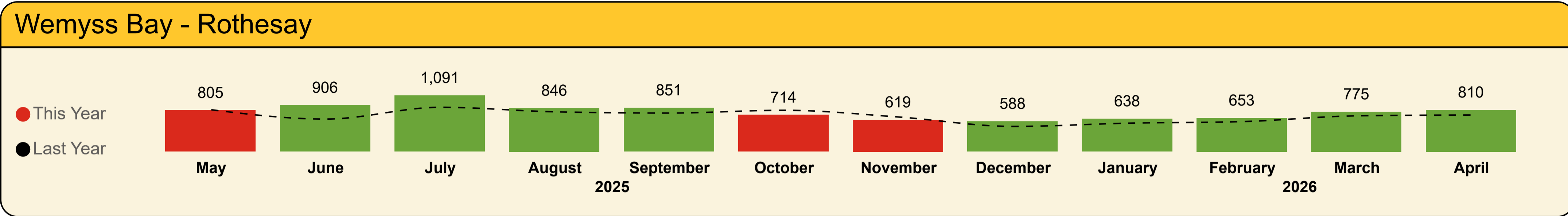


This Month YoY
909.0
LY: 759.4 (+19.7%)

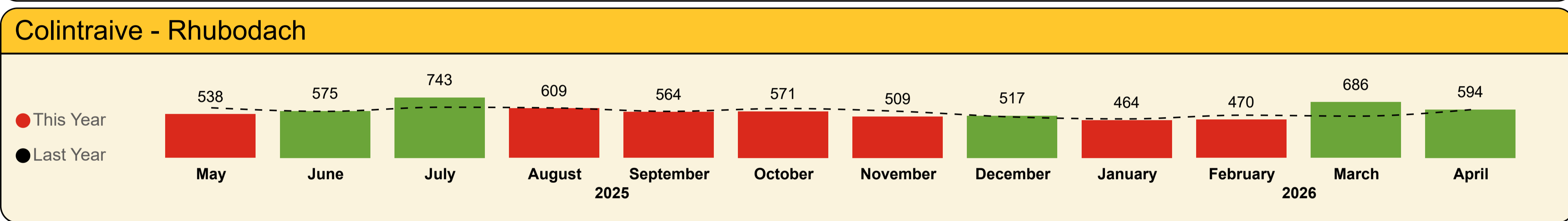
YoY
14.9K
LY: 11.5K (+29.2%)



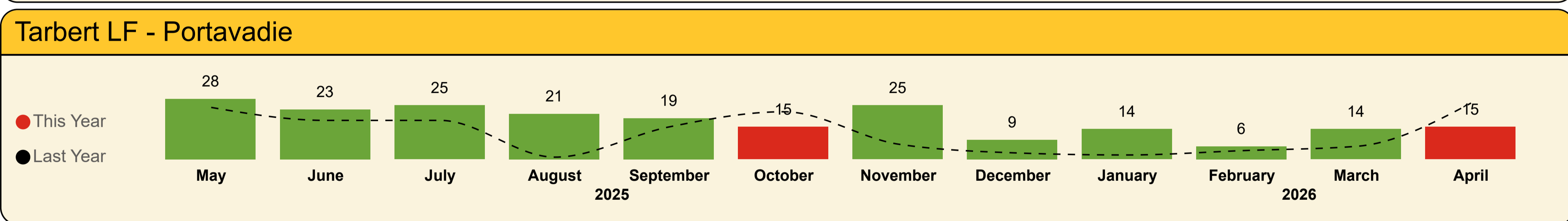
Shipped Commercial Vehicles



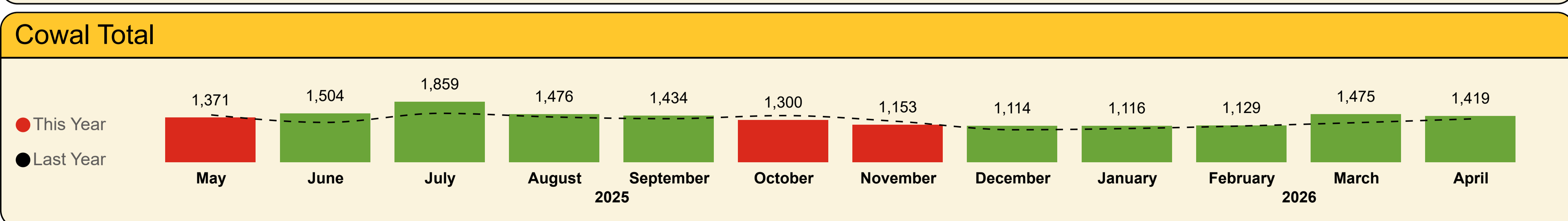
This Month YoY
810 LY: 711 (+13.9%)
YoY
9,296 LY: 8,333 (+11.6%)



This Month YoY
594 LY: 593 (+0.2%)
YoY
6,840 LY: 6,790 (+0.7%)



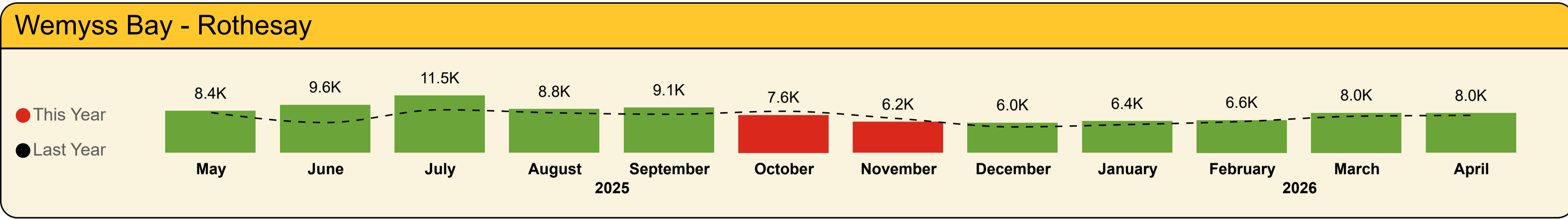
This Month YoY
15 LY: 26 (-42.3%)
YoY
214 LY: 146 (+46.6%)



This Month YoY
1,419 LY: 1,330 (+6.7%)
YoY
16,350 LY: 15,269 (+7.1%)

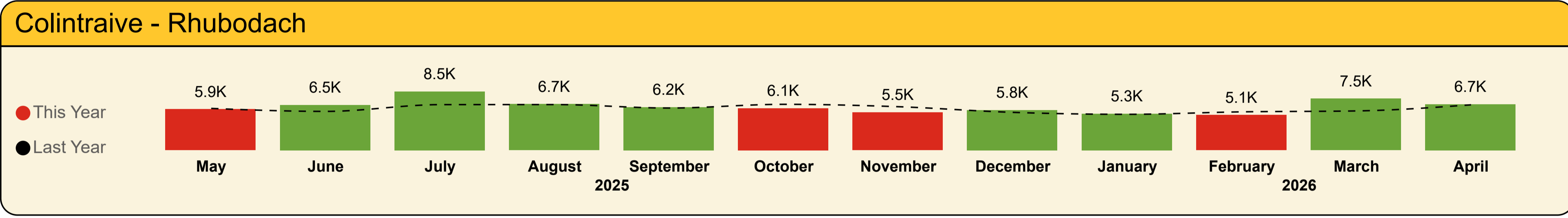


Shipped Commercial Vehicle Metres



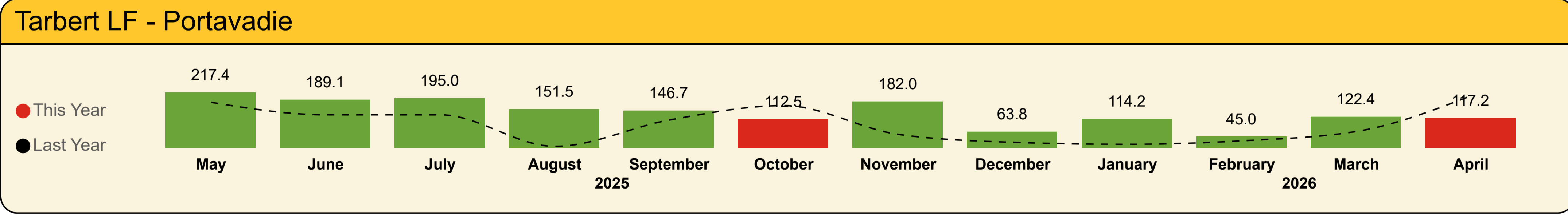
This Month YoY
8.0K
LY: 7.5K (+5.9%)

YoY
96.2K
LY: 85.9K (+12%)



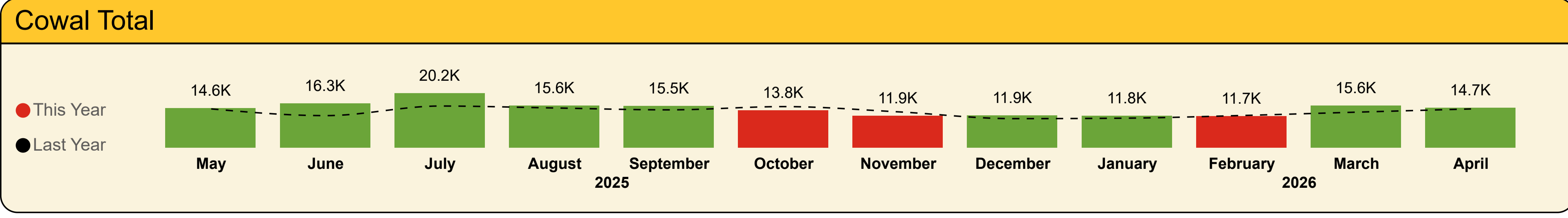
This Month YoY
6.7K
LY: 6.6K (+1.3%)

YoY
75.8K
LY: 72.4K (+4.6%)



This Month YoY
117.2
LY: 203.6 (-42.4%)

YoY
1.7K
LY: 1.1K (+49.5%)



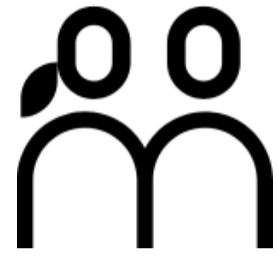
This Month YoY
14.7K
LY: 14.3K (+3.1%)

YoY
173.6K
LY: 159.4K (+8.9%)



Cowal Total

Contractual Carrying Groups



This Month YoY
92,033
LY: 104,262 (-11.7%)

YoY
1,106,408
LY: 1,141,349 (-3.1%)

Passengers



This Month YoY
25,453
LY: 28,589 (-11%)

YoY
310,884
LY: 311,983 (-0.4%)

Cars



This Month YoY
909.00
LY: 759.44 (+19.7%)

YoY
14.88K
LY: 11.51K (+29.2%)

Coach Metres



This Month YoY
14.75K
LY: 14.30K (+3.1%)

YoY
173.62K
LY: 159.45K (+8.9%)

Commercial Vehicle Metres

Year	Month	Last Year	This Year	Variance
2025	May	122,275	123,855	1.3%
2025	June	114,016	106,806	-6.3%
2025	July	141,284	135,916	-3.8%
2025	August	132,292	144,320	9.1%
2025	September	115,147	103,326	-10.3%
2025	October	91,593	83,820	-8.5%
2025	November	69,962	65,903	-5.8%
2025	December	59,688	63,985	7.2%
2026	January	54,310	55,584	2.3%
2026	February	59,731	60,039	0.5%
2026	March	76,789	70,821	-7.8%
2026	April	104,262	92,033	-11.7%
Total		1,141,349	1,106,408	-3.1%

Year	Month	Last Year	This Year	Variance
2025	May	30,600	32,757	2.1%
2025	June	28,669	28,627	-4.2%
2025	July	34,233	34,510	-2.9%
2025	August	31,051	35,686	9.4%
2025	September	29,682	28,383	-7.2%
2025	October	24,803	24,855	-3.4%
2025	November	20,117	20,903	1.9%
2025	December	16,997	19,671	9.4%
2026	January	16,494	18,493	8.2%
2026	February	17,625	19,409	5.9%
2026	March	22,127	22,137	-4.0%
2026	April	27,742	25,453	-11.0%
Total		300,140	310,884	-0.4%

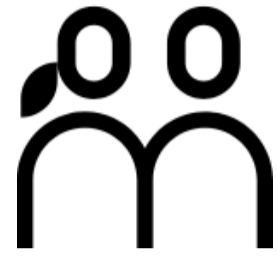
Year	Month	Last Year	This Year	Variance
2025	May	1,583.0	2,641.2	68.7%
2025	June	1,698.7	2,910.0	71.3%
2025	July	1,655.8	2,099.1	23.5%
2025	August	1,660.7	1,833.2	5.1%
2025	September	2,033.6	2,676.6	30.7%
2025	October	1,014.7	718.8	-28.7%
2025	November	249.8	197.2	-23.1%
2025	December	140.4	186.6	43.1%
2026	January	166.4	187.5	22.6%
2026	February	124.0	181.0	166.2%
2026	March	452.5	336.5	-12.1%
2026	April	787.1	909.0	19.7%
Total		11,566.6	14,876.5	29.2%

Year	Month	Last Year	This Year	Variance
2025	May	14,696.0	14,590.0	1.9%
2025	June	11,959.2	16,349.5	38.2%
2025	July	15,598.8	20,207.1	31.4%
2025	August	14,203.6	15,611.3	6.5%
2025	September	14,051.3	15,487.4	10.9%
2025	October	15,231.5	13,790.3	-9.1%
2025	November	13,101.1	11,867.1	-10.3%
2025	December	10,439.9	11,901.5	11.2%
2026	January	10,883.8	11,760.6	7.9%
2026	February	11,815.4	11,710.7	-1.4%
2026	March	13,007.4	15,596.1	19.0%
2026	April	14,220.8	14,747.7	3.1%
Total		159,208.7	173,619.3	8.9%



Wemyss Bay - Rothesay

Contractual Carrying Groups



This Month YoY	YoY
57,468	679,651
LY: 64,459 (-10.8%)	LY: 686,202 (-1%)

Passengers



This Month YoY	YoY
16,940	201,246
LY: 18,218 (-7%)	LY: 204,582 (-1.6%)

Cars



This Month YoY	YoY
559.60	7.93K
LY: 551.14 (+1.5%)	LY: 5.91K (+34.4%)

Coach Metres



This Month YoY	YoY
7.97K	96.21K
LY: 7.53K (+5.9%)	LY: 85.93K (+12%)


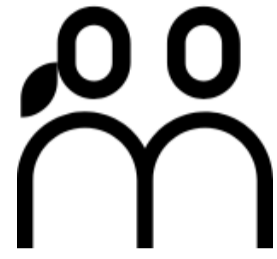
Commercial Vehicle Metres

Year	Month	Last Year	This Year	Variance
2025	May	71,150	74,464	4.7%
2025	June	66,591	65,120	-2.2%
2025	July	83,404	82,558	-1.0%
2025	August	81,635	86,934	6.5%
2025	September	67,196	62,004	-7.7%
2025	October	54,169	51,927	-4.1%
2025	November	42,538	40,429	-5.0%
2025	December	34,507	39,206	13.6%
2026	January	34,810	36,050	3.6%
2026	February	37,278	38,420	3.1%
2026	March	48,465	45,071	-7.0%
2026	April	64,459	57,468	-10.8%
Total		686,202	679,651	-1.0%

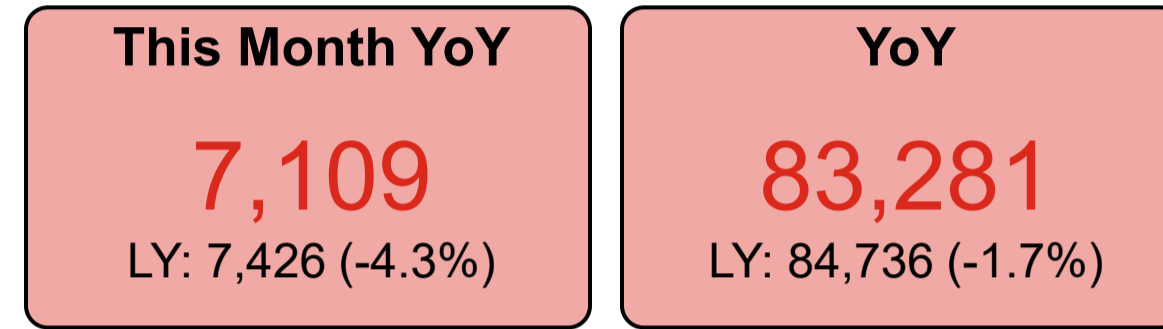
Year	Month	Last Year	This Year	Variance
2025	May	19,727	20,581	0.2%
2025	June	18,037	18,018	-3.9%
2025	July	22,046	21,746	-4.2%
2025	August	20,885	22,114	0.5%
2025	September	18,901	17,991	-7.5%
2025	October	16,098	16,253	-2.8%
2025	November	13,728	13,732	-1.0%
2025	December	11,200	13,291	11.2%
2026	January	11,581	12,812	6.4%
2026	February	11,962	13,080	3.9%
2026	March	14,960	14,688	-6.8%
2026	April	17,766	16,940	-7.0%
Total		196,891	201,246	-1.6%

Year	Month	Last Year	This Year	Variance
2025	May	864.4	1,468.8	77.7%
2025	June	762.1	1,738.0	127.9%
2025	July	872.6	1,136.1	27.9%
2025	August	940.9	1,101.0	12.1%
2025	September	1,013.0	1,342.9	34.1%
2025	October	548.2	345.0	-35.8%
2025	November	93.5	50.8	-49.2%
2025	December	0.0	19.2	0.0%
2026	January	0.0	47.5	0.0%
2026	February	26.0	13.0	-50.0%
2026	March	236.0	113.0	-50.9%
2026	April	551.1	559.6	1.5%
Total		5,907.7	7,934.9	34.4%


Year	Month	Last Year	This Year	Variance
2025	May	8,153.1	8,433.4	4.2%
2025	June	5,985.8	9,623.6	58.2%
2025	July	8,778.7	11,510.2	32.9%
2025	August	7,741.9	8,791.9	9.3%
2025	September	7,758.1	9,105.8	17.5%
2025	October	8,216.4	7,600.7	-9.1%
2025	November	6,698.7	6,211.4	-9.6%
2025	December	4,945.3	6,019.4	15.6%
2026	January	5,708.0	6,357.8	11.9%
2026	February	6,159.4	6,563.2	4.3%
2026	March	7,244.0	8,018.5	9.0%
2026	April	7,464.2	7,974.4	5.9%
Total		84,853.5	96,210.2	12.0%




Passengers



Cars



Coach Metres



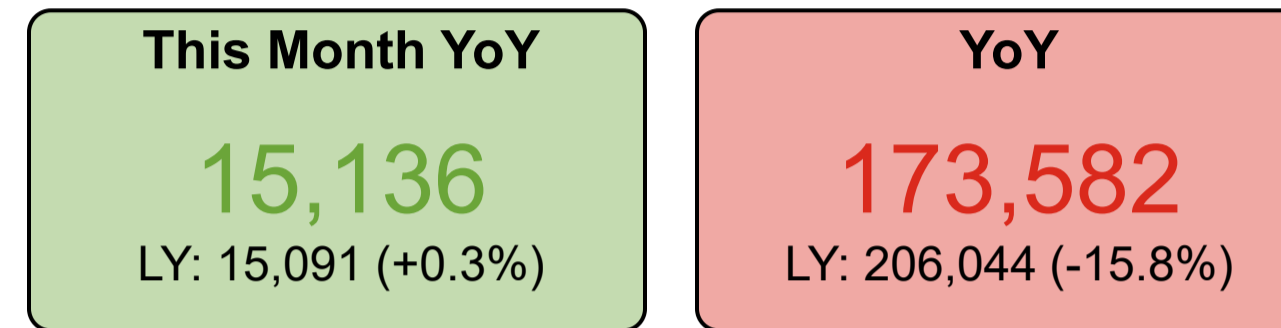

Commercial Vehicle Metres

Year	Month	Last Year	This Year	Variance
2025	May	18,755	21,217	13.1%
2025	June	18,449	17,899	-3.0%
2025	July	23,047	22,465	-2.5%
2025	August	24,182	24,417	1.0%
2025	September	19,502	17,921	-8.1%
2025	October	14,294	12,364	-13.5%
2025	November	10,108	10,237	1.3%
2025	December	10,395	10,039	-3.4%
2026	January	7,795	7,849	0.7%
2026	February	9,250	9,363	1.2%
2026	March	11,510	11,391	-1.0%
2026	April	16,153	14,987	-7.2%
Total		183,440	180,149	-1.8%

Year	Month	Last Year	This Year	Variance
2025	May	7,666	8,560	5.5%
2025	June	7,495	7,441	-5.4%
2025	July	8,815	8,966	-2.9%
2025	August	9,255	9,525	-1.0%
2025	September	7,956	7,594	-7.6%
2025	October	6,711	6,431	-7.1%
2025	November	5,542	5,947	4.1%
2025	December	5,438	5,446	-3.6%
2026	January	4,388	4,721	4.7%
2026	February	5,051	5,330	3.9%
2026	March	6,224	6,211	-1.7%
2026	April	7,299	7,109	-4.3%
Total		81,840	83,281	-1.7%

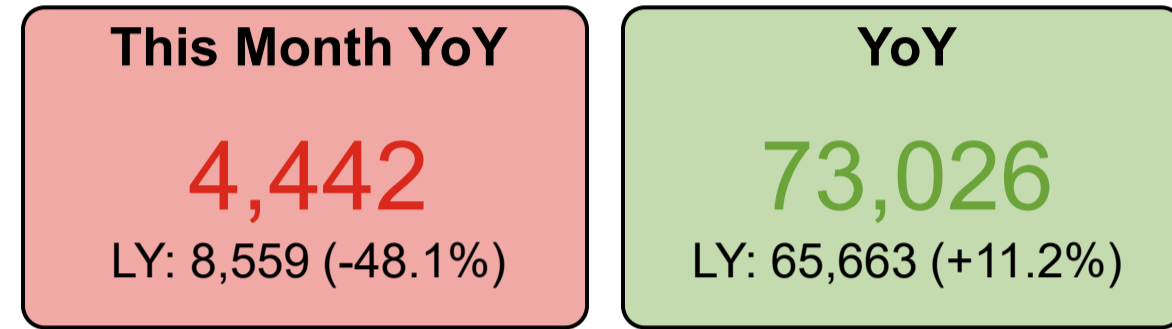
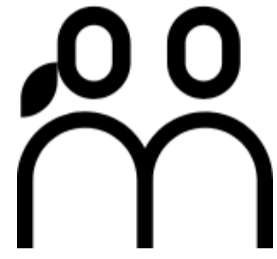
Year	Month	Last Year	This Year	Variance
2025	May	703.9	1,158.3	59.9%
2025	June	936.6	1,172.0	26.0%
2025	July	783.3	963.0	20.5%
2025	August	719.8	716.4	-5.9%
2025	September	1,020.6	1,333.7	27.4%
2025	October	453.1	373.8	-18.3%
2025	November	156.4	146.4	-6.4%
2025	December	140.4	167.4	28.4%
2026	January	166.4	140.0	-8.4%
2026	February	98.0	168.0	300.0%
2026	March	216.5	223.5	46.1%
2026	April	236.0	342.7	64.5%
Total		5,630.8	6,905.2	24.2%

Year	Month	Last Year	This Year	Variance
2025	May	6,374.2	5,939.2	-1.8%
2025	June	5,844.0	6,536.8	16.3%
2025	July	6,699.7	8,501.9	28.9%
2025	August	6,454.7	6,667.9	0.9%
2025	September	6,192.2	6,235.0	2.1%
2025	October	6,849.6	6,077.1	-8.5%
2025	November	6,356.9	5,473.7	-13.1%
2025	December	5,472.0	5,818.3	6.2%
2026	January	5,160.8	5,288.6	1.8%
2026	February	5,627.5	5,102.5	-8.1%
2026	March	5,705.0	7,455.3	31.1%
2026	April	6,564.6	6,656.1	1.3%
Total		73,300.9	75,752.3	4.6%

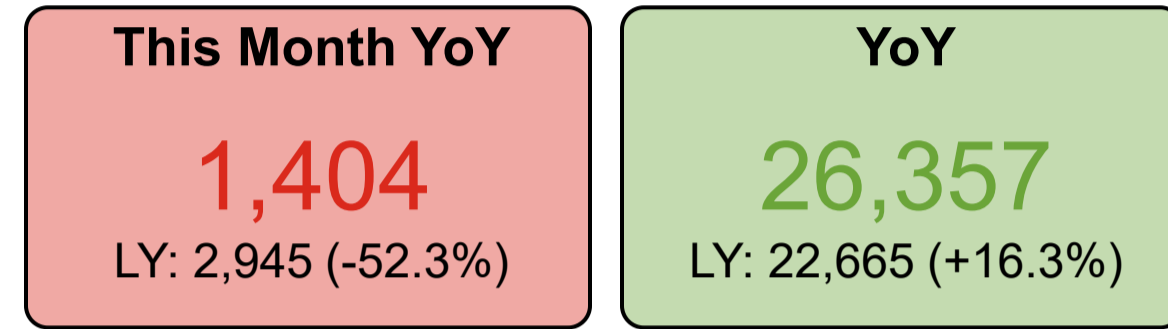


Passengers

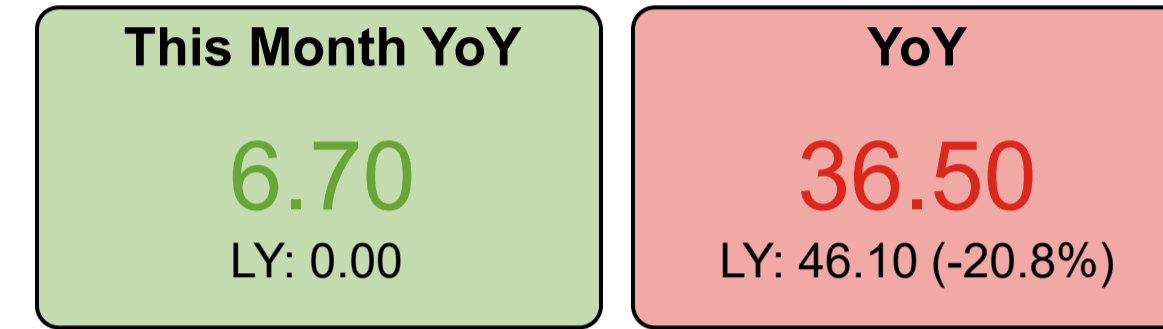
Year	Month	Last Year	This Year	Variance
2025	May	21,938	18,437	-16.0%
2025	June	19,507	15,264	-21.8%
2025	July	22,725	19,294	-15.1%
2025	August	23,159	20,855	-9.9%
2025	September	20,150	16,213	-19.5%
2025	October	17,408	13,748	-21.0%
2025	November	15,028	12,043	-19.9%
2025	December	13,946	12,355	-11.4%
2026	January	10,604	9,317	-12.1%
2026	February	11,838	9,603	-18.9%
2026	March	14,650	11,317	-22.8%
2026	April	15,091	15,136	0.3%
Total		206,044	173,582	-15.8%




Passengers



Cars



Coach Metres



Commercial Vehicle Metres

Year	Month	Last Year	This Year	Variance
2025	May	10,432	9,737	-6.7%
2025	June	9,469	8,523	-10.0%
2025	July	12,108	11,599	-4.2%
2025	August	3,316	12,114	265.3%
2025	September	8,299	7,188	-13.4%
2025	October	5,722	5,781	1.0%
2025	November	2,288	3,194	39.6%
2025	December	840	2,385	183.9%
2026	January	1,101	2,368	115.1%
2026	February	1,365	2,653	94.4%
2026	March	2,164	3,042	40.6%
2026	April	8,559	4,442	-48.1%
Total		65,663	73,026	11.2%

Year	Month	Last Year	This Year	Variance
2025	May	3,207	3,616	5.3%
2025	June	3,137	3,168	-2.9%
2025	July	3,372	3,798	5.3%
2025	August	911	4,047	308.8%
2025	September	2,825	2,798	-3.7%
2025	October	1,994	2,171	4.5%
2025	November	847	1,224	32.0%
2025	December	359	934	145.1%
2026	January	525	960	77.8%
2026	February	612	999	61.1%
2026	March	943	1,238	26.7%
2026	April	2,677	1,404	-52.3%
Total		21,409	26,357	16.3%

Year	Month	Last Year	This Year	Variance
2025	May	14.7	14.0	-4.8%
2025	June	0.0	0.0	-100.0%
2025	July	0.0	0.0	-100.0%
2025	August	0.0	15.8	0.0%
2025	September	0.0	0.0	0.0%
2025	October	13.4	0.0	-100.0%
2025	November	0.0	0.0	0.0%
2025	December	0.0	0.0	0.0%
2026	January	0.0	0.0	0.0%
2026	February	0.0	0.0	0.0%
2026	March	0.0	0.0	0.0%
2026	April	0.0	6.7	0.0%
Total		28.1	36.5	-20.8%

Year	Month	Last Year	This Year	Variance
2025	May	168.7	217.4	21.9%
2025	June	129.5	189.1	45.7%
2025	July	120.5	195.0	50.3%
2025	August	7.0	151.5	2,064.3%
2025	September	100.9	146.7	34.1%
2025	October	165.5	112.5	-32.0%
2025	November	45.5	182.0	240.2%
2025	December	22.6	63.8	182.3%
2026	January	15.0	114.2	661.3%
2026	February	28.5	45.0	57.9%
2026	March	58.5	122.4	88.3%
2026	April	192.1	117.2	-42.4%
Total		1,054.3	1,656.8	49.5%



Cars



Colintraive - Rhubodach

Year	Month	Last Year	This Year	Var %
2025	May	6,661	7,340	10.1%
2025	June	6,493	6,491	-2.0%
2025	July	7,742	7,810	1.7%
2025	August	8,225	8,486	2.9%
2025	September	6,855	6,645	-4.6%
2025	October	5,763	5,440	-5.3%
2025	November	4,770	5,084	7.5%
2025	December	4,834	4,616	0.1%
2026	January	3,842	3,849	7.6%
2026	February	4,359	4,442	5.5%
2026	March	5,400	5,252	-0.2%
2026	April	6,383	5,904	-2.6%
Total		71,327	71,359	1.4%

Tarbert LF - Portavadie

Year	Month	Last Year	This Year	Var %
2025	May	2,746	2,657	-1.1%
2025	June	2,776	2,481	-8.0%
2025	July	2,978	3,011	2.6%
2025	August	833	3,272	306.6%
2025	September	2,390	2,252	-8.2%
2025	October	1,735	1,784	4.6%
2025	November	720	1,042	44.5%
2025	December	302	761	160.2%
2026	January	433	750	82.7%
2026	February	522	826	63.2%
2026	March	801	1,012	31.3%
2026	April	2,339	1,166	-48.2%
Total		18,575	21,014	15.1%

Wemyss Bay - Rothesay

Year	Month	Last Year	This Year	Var %
2025	May	17,183	17,098	0.8%
2025	June	15,779	14,767	-4.1%
2025	July	19,301	18,105	-3.8%
2025	August	18,416	18,817	3.5%
2025	September	16,400	15,028	-6.4%
2025	October	14,140	13,407	-1.5%
2025	November	11,684	11,003	-4.7%
2025	December	9,870	10,888	12.5%
2026	January	9,882	10,457	7.9%
2026	February	10,184	10,643	6.5%
2026	March	12,895	11,855	-4.2%
2026	April	15,456	13,967	-6.1%
Total		171,190	166,035	-0.7%



LGVs



Colintraive - Rhubodach

Year	Month	Last Year	This Year	Var
2025	May	625	702	12.3%
2025	June	653	567	-13.2%
2025	July	676	761	12.6%
2025	August	730	642	-12.1%
2025	September	702	618	-12.0%
2025	October	707	709	0.3%
2025	November	650	714	9.8%
2025	December	490	673	37.3%
2026	January	449	748	66.6%
2026	February	569	737	29.5%
2026	March	673	799	18.7%
2026	April	640	940	46.9%
Total		7,564	8,610	13.8%

Tarbert LF - Portavadie

Year	Month	Last Year	This Year	Var
2025	May	227	210	-7.5%
2025	June	190	187	-1.6%
2025	July	203	199	-2.0%
2025	August	32	170	431.3%
2025	September	207	157	-24.2%
2025	October	154	215	39.6%
2025	November	94	145	54.3%
2025	December	54	133	146.3%
2026	January	80	171	113.8%
2026	February	70	121	72.9%
2026	March	99	166	67.7%
2026	April	156	129	-17.3%
Total		1,566	2,003	27.9%

Wemyss Bay - Rothesay

Year	Month	Last Year	This Year	Var
2025	May	1,834	1,910	4.1%
2025	June	1,611	1,919	19.1%
2025	July	1,851	2,178	17.7%
2025	August	1,785	2,002	12.2%
2025	September	1,766	1,962	11.1%
2025	October	1,531	1,944	27.0%
2025	November	1,654	1,764	6.7%
2025	December	1,071	1,401	30.8%
2026	January	1,410	1,735	23.0%
2026	February	1,482	1,757	18.6%
2026	March	1,687	2,080	23.3%
2026	April	1,750	2,165	23.7%
Total		19,432	22,817	17.4%



Motorhomes



Colintraive - Rhubodach

Year	Month	Last Year	This Year	Var
2025	May	265	293	10.6%
2025	June	228	178	-21.9%
2025	July	252	214	-15.1%
2025	August	200	283	41.5%
2025	September	258	192	-25.6%
2025	October	107	92	-14.0%
2025	November	48	41	-14.6%
2025	December	30	39	30.0%
2026	January	27	22	-18.5%
2026	February	44	39	-11.4%
2026	March	69	71	2.9%
2026	April	177	174	-1.7%
Total		1,705	1,638	-3.9%

Tarbert LF - Portavadie

Year	Month	Last Year	This Year	Var
2025	May	213	272	27.7%
2025	June	139	186	33.8%
2025	July	144	189	31.3%
2025	August	38	228	500.0%
2025	September	197	156	-20.8%
2025	October	87	71	-18.4%
2025	November	20	21	5.0%
2025	December	1	29	2,800.0%
2026	January	9	30	233.3%
2026	February	13	46	253.8%
2026	March	31	44	41.9%
2026	April	160	83	-48.1%
Total		1,052	1,355	28.8%

Wemyss Bay - Rothesay

Year	Month	Last Year	This Year	Var
2025	May	404	482	19.3%
2025	June	378	342	-9.5%
2025	July	435	448	3.0%
2025	August	375	462	23.2%
2025	September	394	322	-18.3%
2025	October	151	181	19.9%
2025	November	134	78	-41.8%
2025	December	70	79	12.9%
2026	January	42	57	35.7%
2026	February	62	101	62.9%
2026	March	138	135	-2.2%
2026	April	285	254	-10.9%
Total		2,868	2,941	2.5%



Caravans



Colintraive - Rhubodach

Year	Month	Last Year	This Year	Var
2025	May	7	5	-28.6%
2025	June	5	5	0.0%
2025	July	14	10	-28.6%
2025	August	3	3	0.0%
2025	September	5	3	-40.0%
2025	October	2	6	200.0%
2025	November	2	1	-50.0%
2025	December	0	0	0.0%
2026	January	2	0	-100.0%
2026	February	0	0	0.0%
2026	March	3	0	-100.0%
2026	April	6	2	-66.7%
Total		49	35	-28.6%

Tarbert LF - Portavadie


Year	Month	Last Year	This Year	Var
2025	May	3	6	100.0%
2025	June	7	1	-85.7%
2025	July	8	9	12.5%
2025	August	1	7	600.0%
2025	September	1	9	800.0%
2025	October	4	3	-25.0%
2025	November	0	3	0.0%
2025	December	0	2	0.0%
2026	January	0	1	0.0%
2026	February	0	1	0.0%
2026	March	0	1	0.0%
2026	April	2	1	-50.0%
Total		26	44	69.2%

Wemyss Bay - Rothesay

Year	Month	Last Year	This Year	Var
2025	May	8	13	62.5%
2025	June	22	20	-9.1%
2025	July	50	34	-32.0%
2025	August	17	20	17.6%
2025	September	26	34	30.8%
2025	October	14	9	-35.7%
2025	November	4	3	-25.0%
2025	December	0	2	0.0%
2026	January	3	0	-100.0%
2026	February	5	0	-100.0%
2026	March	7	2	-71.4%
2026	April	12	1	-91.7%
Total		168	138	-17.9%



Trailers



Colintraive - Rhubodach

Year	Month	Last Year	This Year	Var
2025	May	62	62	0.0%
2025	June	75	54	-28.0%
2025	July	70	119	70.0%
2025	August	59	76	28.8%
2025	September	101	99	-2.0%
2025	October	105	82	-21.9%
2025	November	60	89	48.3%
2025	December	58	91	56.9%
2026	January	58	81	39.7%
2026	February	58	83	43.1%
2026	March	54	60	11.1%
2026	April	64	59	-7.8%
Total		824	955	15.9%

Tarbert LF - Portavadie

Year	Month	Last Year	This Year	Var
2025	May	18	23	27.8%
2025	June	21	24	14.3%
2025	July	35	41	17.1%
2025	August	7	18	157.1%
2025	September	27	14	-48.1%
2025	October	14	10	-28.6%
2025	November	11	13	18.2%
2025	December	2	9	350.0%
2026	January	3	7	133.3%
2026	February	7	5	-28.6%
2026	March	12	14	16.7%
2026	April	20	7	-65.0%
Total		177	185	4.5%

Wemyss Bay - Rothesay

Year	Month	Last Year	This Year	Var
2025	May	169	234	38.5%
2025	June	142	134	-5.6%
2025	July	204	242	18.6%
2025	August	169	179	5.9%
2025	September	180	193	7.2%
2025	October	150	168	12.0%
2025	November	126	149	18.3%
2025	December	79	113	43.0%
2026	January	123	120	-2.4%
2026	February	123	134	8.9%
2026	March	124	146	17.7%
2026	April	123	145	17.9%
Total		1,712	1,957	14.3%



Motorbikes



Colintraive - Rhubodach

Year	Month	Last Year	This Year	Var
2025	May	336	488	45.2%
2025	June	267	249	-6.7%
2025	July	238	288	21.0%
2025	August	242	291	20.2%
2025	September	280	208	-25.7%
2025	October	48	50	4.2%
2025	November	31	9	-71.0%
2025	December	1	4	300.0%
2026	January	10	11	10.0%
2026	February	9	23	155.6%
2026	March	69	44	-36.2%
2026	April	253	211	-16.6%
Total		1,784	1,876	5.2%

Tarbert LF - Portavadie

Year	Month	Last Year	This Year	Var
2025	May	368	431	17.1%
2025	June	254	207	-18.5%
2025	July	304	266	-12.5%
2025	August	53	275	418.9%
2025	September	326	151	-53.7%
2025	October	34	60	76.5%
2025	November	10	1	-90.0%
2025	December	1	0	-100.0%
2026	January	2	0	-100.0%
2026	February	2	2	0.0%
2026	March	26	19	-26.9%
2026	April	177	78	-55.9%
Total		1,557	1,490	-4.3%

Wemyss Bay - Rothesay

Year	Month	Last Year	This Year	Var
2025	May	250	345	38.0%
2025	June	193	211	9.3%
2025	July	186	218	17.2%
2025	August	196	201	2.6%
2025	September	208	140	-32.7%
2025	October	38	47	23.7%
2025	November	22	16	-27.3%
2025	December	8	8	0.0%
2026	January	2	8	300.0%
2026	February	13	25	92.3%
2026	March	79	72	-8.9%
2026	April	181	119	-34.3%
Total		1,376	1,410	2.5%



Bicycles



Colintraive - Rhubodach

Year	Month	Last Year	This Year	Var
2025	May	310	248	-20.0%
2025	June	388	195	-49.7%
2025	July	304	199	-34.5%
2025	August	204	228	11.8%
2025	September	214	107	-50.0%
2025	October	46	32	-30.4%
2025	November	10	8	-20.0%
2025	December	0	1	0.0%
2026	January	1	1	0.0%
2026	February	1	1	0.0%
2026	March	28	9	-67.9%
2026	April	109	105	-3.7%
Total		1,615	1,134	-29.8%

Tarbert LF - Portavadie

Year	Month	Last Year	This Year	Var
2025	May	301	331	10.0%
2025	June	327	298	-8.9%
2025	July	254	267	5.1%
2025	August	29	287	889.7%
2025	September	206	129	-37.4%
2025	October	49	44	-10.2%
2025	November	10	4	-60.0%
2025	December	1	0	-100.0%
2026	January	2	1	-50.0%
2026	February	1	6	500.0%
2026	March	14	8	-42.9%
2026	April	90	98	8.9%
Total		1,284	1,473	14.7%

Wemyss Bay - Rothesay


Year	Month	Last Year	This Year	Var
2025	May	631	748	18.5%
2025	June	554	511	-7.8%
2025	July	521	483	-7.3%
2025	August	453	584	28.9%
2025	September	489	297	-39.3%
2025	October	130	112	-13.8%
2025	November	23	17	-26.1%
2025	December	13	33	153.8%
2026	January	23	32	39.1%
2026	February	25	18	-28.0%
2026	March	113	83	-26.5%
2026	April	310	289	-6.8%
Total		3,285	3,207	-2.4%



Reliability & Punctuality



Reliability



Punctuality

Month	Colintraive - Rhudodach	Gourock - Dunoon	Tarbert LF - Portavadie	Wemyss Bay - Rothesay
May-25	100.0%	57.9%	94.7%	100.0%
Jun-25	99.8%	56.8%	99.7%	99.3%
Jul-25	99.9%	58.3%	97.0%	99.5%
Aug-25	98.5%	54.7%	92.0%	94.5%
Sep-25	99.3%	57.7%	89.9%	97.9%
Oct-25	70.9%	56.2%	91.1%	89.3%
Nov-25	91.5%	79.8%	92.5%	89.5%
Dec-25	96.9%	83.7%	84.5%	86.7%
Jan-26	92.6%	69.8%	85.9%	93.9%
Feb-26	96.3%	63.0%	87.7%	94.5%
Mar-26	98.8%	73.9%	79.3%	91.5%
Apr-26	98.3%	86.1%	63.5%	97.7%
Total	95.2%	65.8%	88.6%	94.6%

Month	Colintraive - Rhudodach	Gourock - Dunoon	Tarbert LF - Portavadie	Wemyss Bay - Rothesay
May-25	100.0%	99.8%	98.0%	96.4%
Jun-25	100.0%	100.0%	100.0%	98.8%
Jul-25	99.9%	100.0%	100.0%	93.8%
Aug-25	99.9%	95.4%	98.2%	95.1%
Sep-25	100.0%	94.2%	95.4%	96.3%
Oct-25	99.1%	96.1%	99.5%	98.8%
Nov-25	100.0%	98.2%	98.8%	98.0%
Dec-25	100.0%	99.7%	94.6%	96.3%
Jan-26	99.8%	99.9%	97.1%	98.5%
Feb-26	99.9%	100.0%	98.7%	96.9%
Mar-26	100.0%	87.4%	99.7%	96.7%
Apr-26	100.0%	99.0%	97.2%	97.5%
Total	99.9%	97.7%	98.2%	96.9%



Reliability & Punctuality Summary

Summary of Scheduled, Operated, Cancelled, Late & Diverted Sailings

Month	Route	Leg	Operated Sailings	Scheduled Sailings	Additional Sailings	Cancelled Sailings	Diverted Sailings	On Time	Late
Apr-26	Colintraive - Rhubodach	Colintraive-Rhubodach	920	936	0	16	0	920	0
Apr-26	Colintraive - Rhubodach	Rhubodach-Colintraive	920	936	0	16	0	920	0
Apr-26	Gourock - Dunoon	Dunoon-Gourock (Dunoon)	623	722	2	101	0	614	7
Apr-26	Gourock - Dunoon	Gourock (Dunoon)-Dunoon	622	722	0	100	0	616	6
Apr-26	Tarbert LF - Portavadie	Portavadie-Tarbert (Loch Fyne)	255	310	58	113	0	191	6
Apr-26	Tarbert LF - Portavadie	Tarbert (Loch Fyne)-Portavadie	253	310	56	113	0	192	5
Apr-26	Wemyss Bay - Rothesay	Gourock (Divert)-Rothesay	6	6	0	0	0	0	6
Apr-26	Wemyss Bay - Rothesay	Rothesay-Gourock (Divert)	6	6	0	0	6	1	5
Apr-26	Wemyss Bay - Rothesay	Rothesay-Wemyss Bay	377	386	0	9	0	373	4
Apr-26	Wemyss Bay - Rothesay	Wemyss Bay-Rothesay	377	386	0	9	0	373	4
Total			4,359	4,720	116	477	6	4,200	43