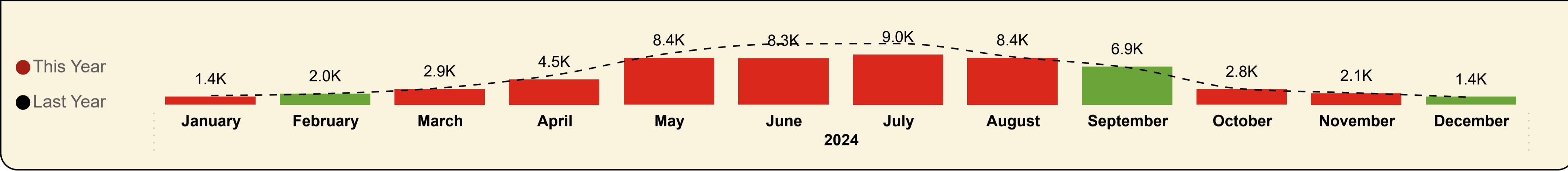




Shipped Passengers

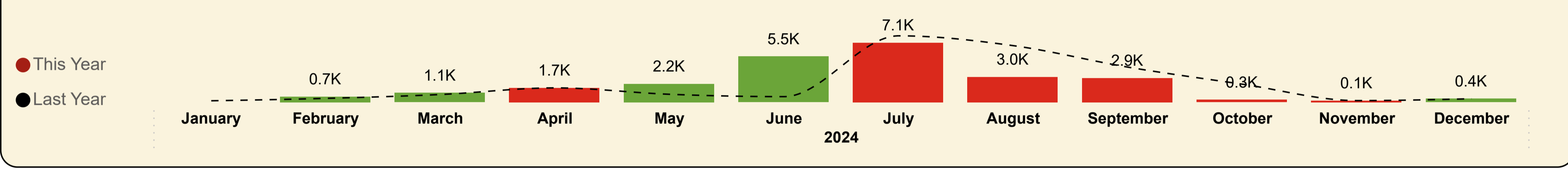
Ardmhor (Barra) - Eriskay



This Month YoY  
**1,426**  
LY: 1,331 (+7.14%)

YoY  
**58,169**  
LY: 64,746 (-10.16%)

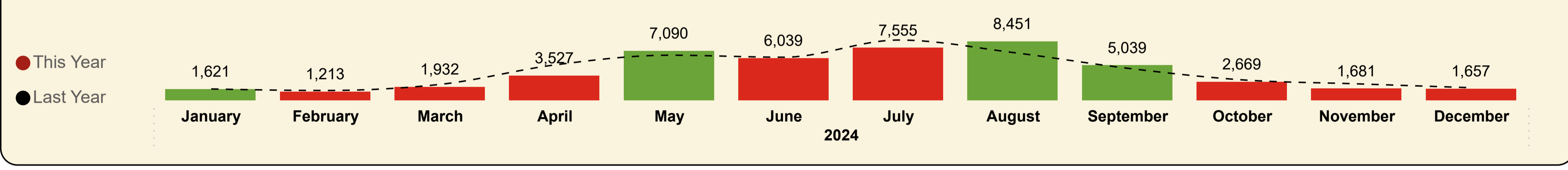
Mallaig - Lochboisdale



This Month YoY  
**421**  
LY: 417 (+0.96%)

YoY  
**24,950**  
LY: 26,490 (-5.81%)

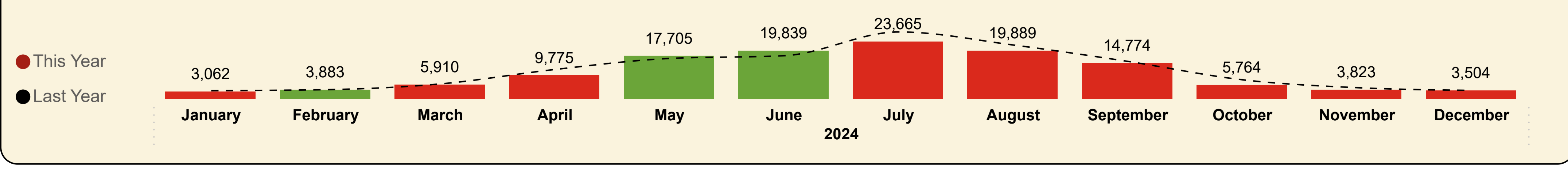
Oban - Castlebay/Lochboisdale



This Month YoY  
**1,657**  
LY: 1,796 (-7.74%)

YoY  
**48,474**  
LY: 50,232 (-3.5%)

South Uist Total




This Month YoY  
**3,504**  
LY: 3,544 (-1.13%)

YoY  
**131,593**  
LY: 141,468 (-6.98%)



Shipped Cars

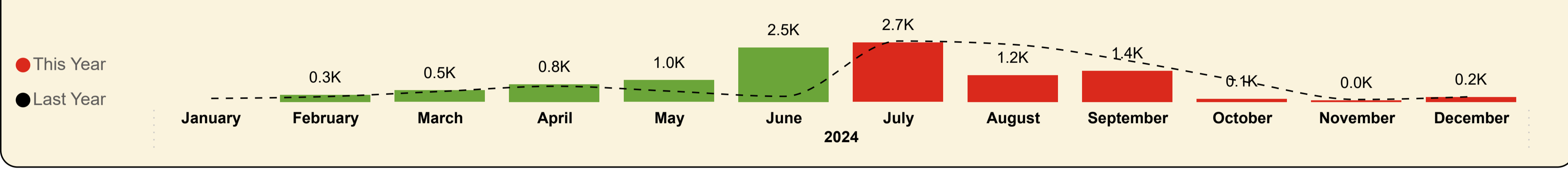
Ardmhor (Barra) - Eriskay



This Month YoY  
**909**  
LY: 801 (+13.48%)

YoY  
**25,638**  
LY: 26,943 (-4.84%)

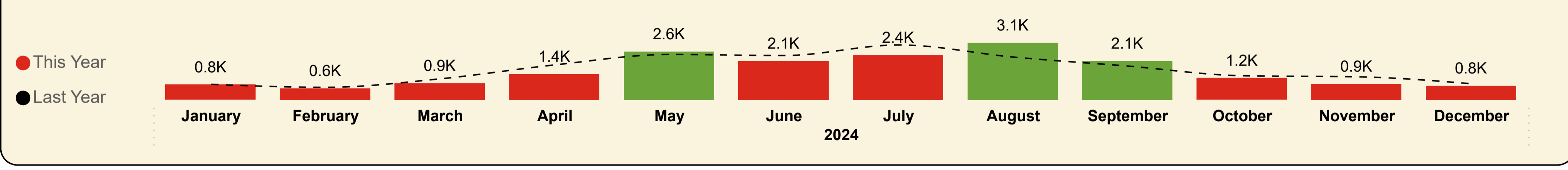
Mallaig - Lochboisdale



This Month YoY  
**216**  
LY: 234 (-7.69%)

YoY  
**10,804**  
LY: 10,805 (-0.01%)

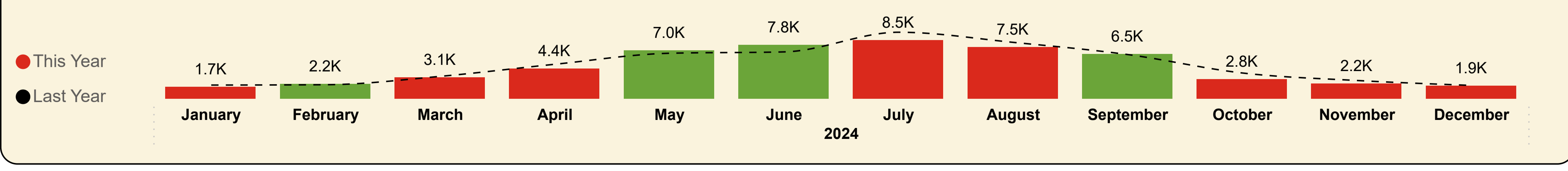
Oban - Castlebay/Lochboisdale



This Month YoY  
**767**  
LY: 876 (-12.44%)

YoY  
**18,984**  
LY: 20,104 (-5.57%)

South Uist Total



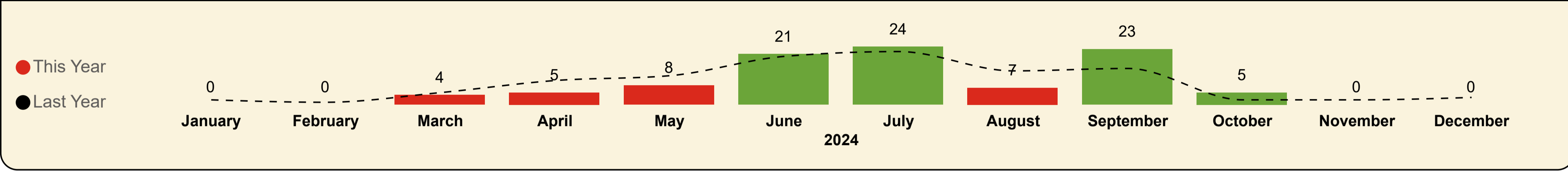
This Month YoY  
**1,892**  
LY: 1,911 (-0.99%)

YoY  
**55,426**  
LY: 57,852 (-4.19%)



Shipped Coaches


Ardmhor (Barra) - Eriskay



**This Month YoY**  
**0**  
LY: 3 (-100%)

**YoY**  
**97**  
LY: 108 (-10.19%)

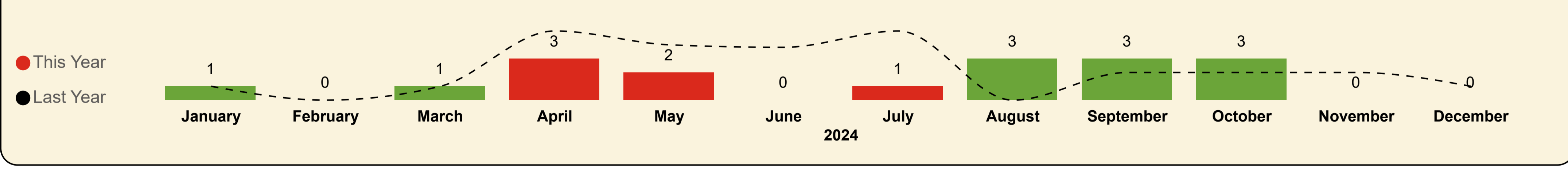
Mallaig - Lochboisdale



**This Month YoY**  
**0**  
LY: 0

**YoY**  
**18**  
LY: 29 (-38.31%)

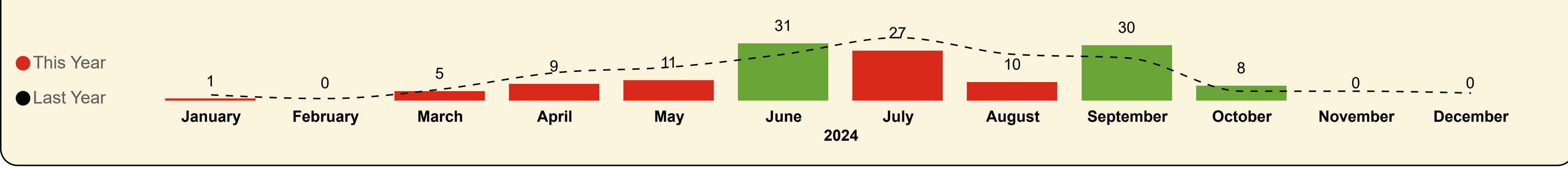
Oban - Castlebay/Lochboisdale



**This Month YoY**  
**0**  
LY: 1 (-100%)

**YoY**  
**17**  
LY: 27 (-36.61%)

South Uist Total



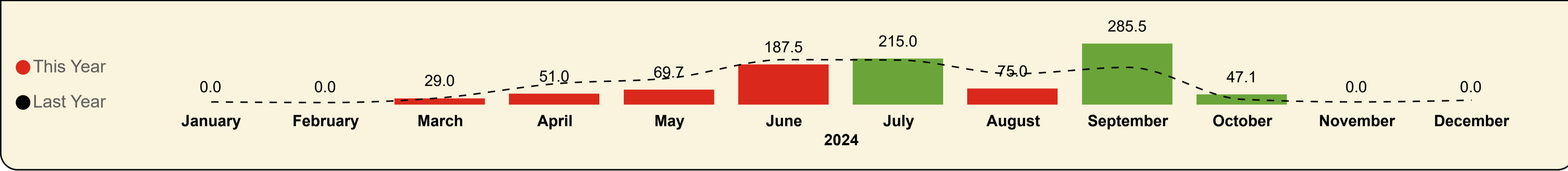
**This Month YoY**  
**0**  
LY: 4 (-100%)

**YoY**  
**132**  
LY: 164 (-19.51%)



Shipped Coach Metres


Ardmhor (Barra) - Eriskay



This Month YoY  
**0.0**  
LY: 21.0 (-100%)

YoY  
**959.8**  
LY: 1.1K (-10.85%)

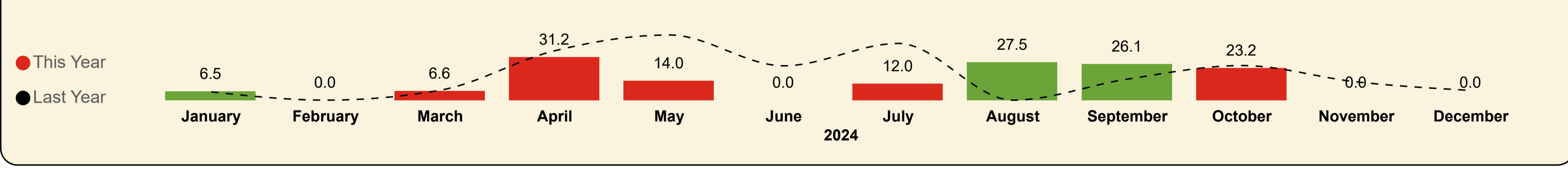
Mallaig - Lochboisdale



This Month YoY  
**0.0**  
LY: 0.0

YoY  
**196.2**  
LY: 294.6 (-33.4%)

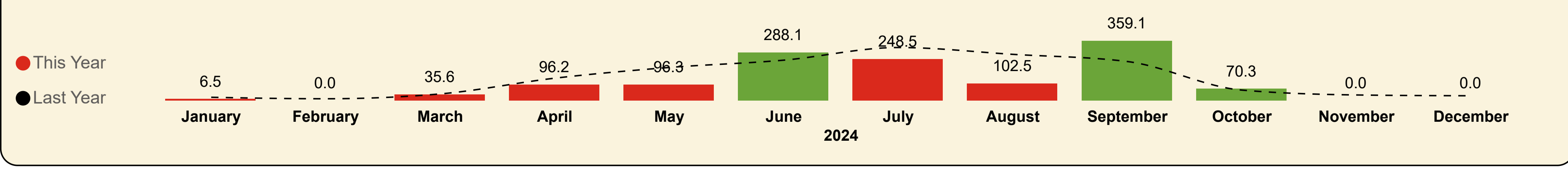
Oban - Castlebay/Lochboisdale



This Month YoY  
**0.0**  
LY: 7.0 (-100%)

YoY  
**147.1**  
LY: 222.2 (-33.8%)

South Uist Total



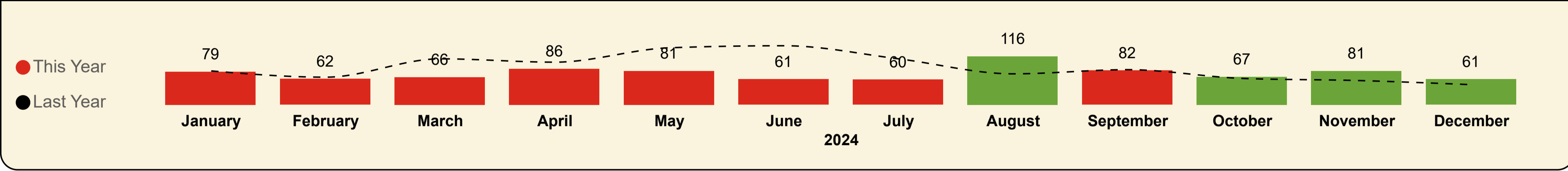
This Month YoY  
**0.0**  
LY: 28.0 (-100%)

YoY  
**1.3K**  
LY: 1.6K (-18.22%)



Shipped Commercial Vehicles

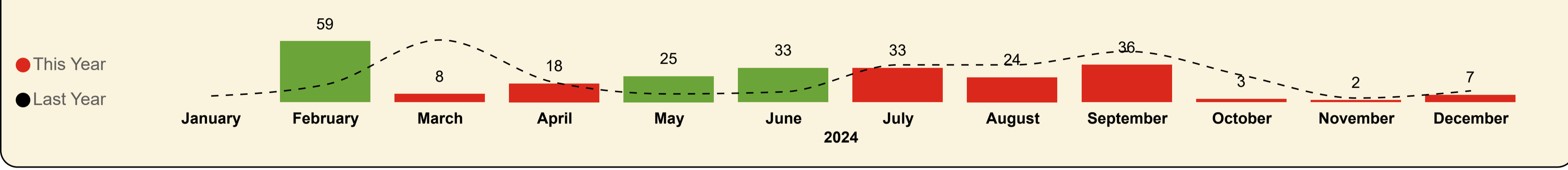
Ardmhor (Barra) - Eriskay



This Month YoY  
**61**  
LY: 48 (+27.08%)

YoY  
**902**  
LY: 1,074 (-16.01%)

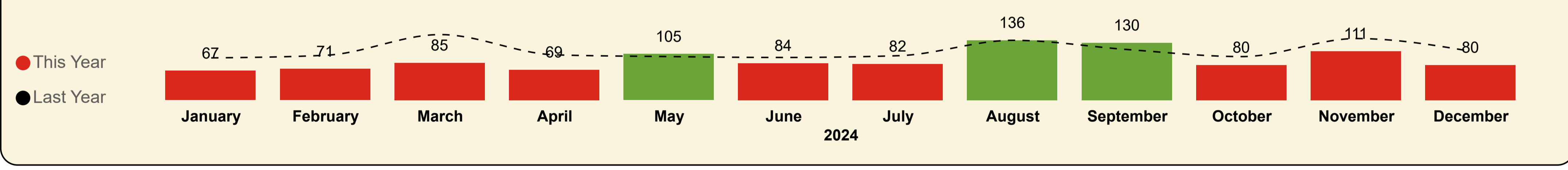
Mallaig - Lochboisdale



This Month YoY  
**7**  
LY: 11 (-36.36%)

YoY  
**248**  
LY: 282 (-12.06%)

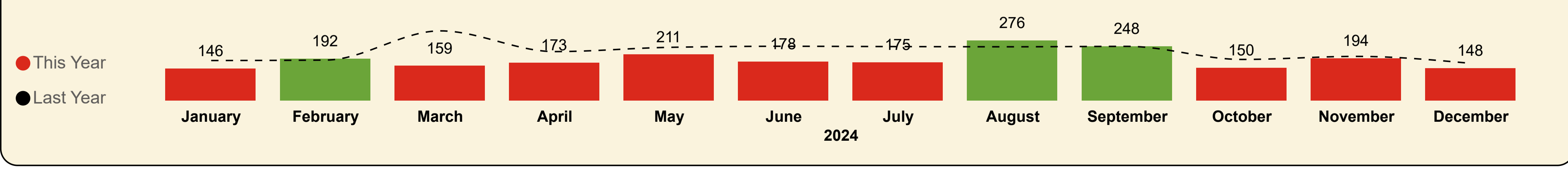
Oban - Castlebay/Lochboisdale



This Month YoY  
**80**  
LY: 111 (-27.93%)

YoY  
**1,100**  
LY: 1,348 (-18.4%)

South Uist Total



This Month YoY  
**148**  
LY: 170 (-12.94%)

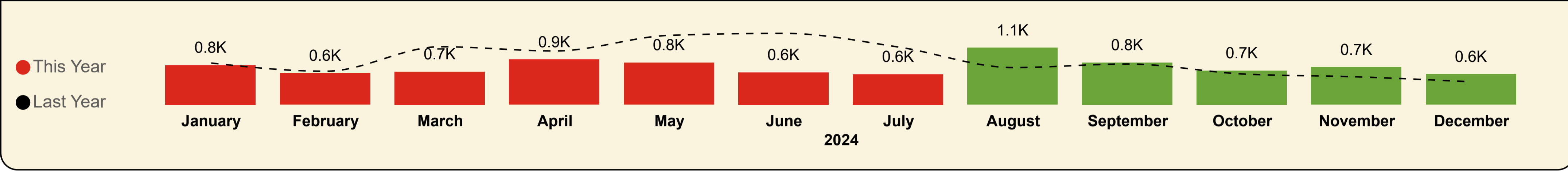
YoY  
**2,250**  
LY: 2,704 (-16.79%)





Shipped Commercial Vehicle Metres

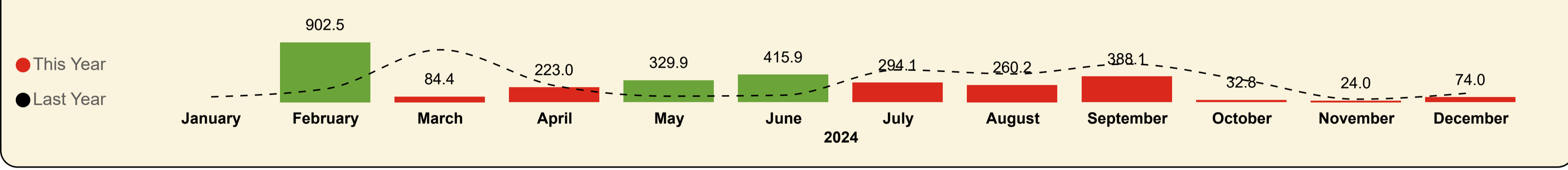
Ardmhor (Barra) - Eriskay



This Month YoY  
**606.5**  
LY: 454.5 (+33.44%)

YoY  
**9.0K**  
LY: 10.8K (-16.4%)

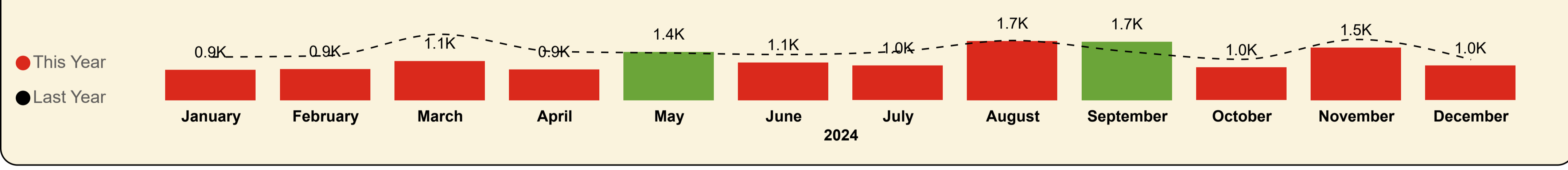
Mallaig - Lochboisdale



This Month YoY  
**74.0**  
LY: 140.2 (-47.22%)

YoY  
**3.0K**  
LY: 3.5K (-14.4%)

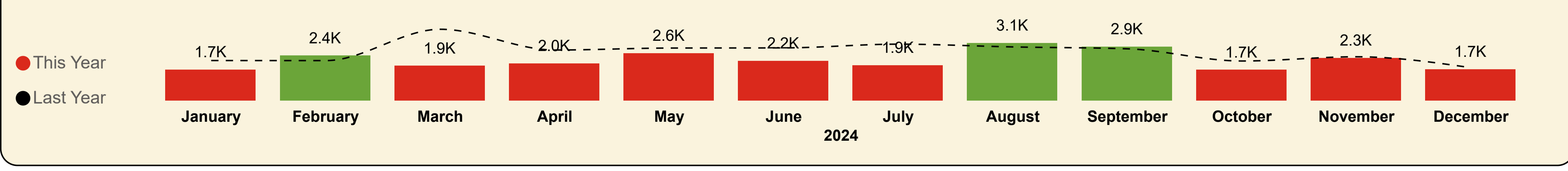
Oban - Castlebay/Lochboisdale



This Month YoY  
**1.0K**  
LY: 1.2K (-14.65%)

YoY  
**14.3K**  
LY: 17.4K (-17.68%)

South Uist Total



This Month YoY  
**1.7K**  
LY: 1.8K (-4.94%)

YoY  
**26.4K**  
LY: 31.7K (-16.88%)



South Uist Total

Contractual Carrying Groups



**This Month YoY**  
**3,504**  
LY: 3,544 (-1.13%)

**YoY**  
**131,593**  
LY: 141,468 (-6.98%)



**This Month YoY**  
**1,892**  
LY: 1,911 (-0.99%)

**YoY**  
**55,426**  
LY: 57,852 (-4.19%)



**This Month YoY**  
**0.0**  
LY: 28.0 (-100%)

**YoY**  
**1.3K**  
LY: 1.6K (-18.22%)



**This Month YoY**  
**1.7K**  
LY: 1.8K (-4.94%)

**YoY**  
**26.4K**  
LY: 31.7K (-16.88%)

Passengers

Year	Month	Last Year	This Year	Variance %
2024	January	3,440	3,062	-11.0 %
2024	February	3,845	3,883	1.0 %
2024	March	6,213	5,910	-4.9 %
2024	April	12,146	9,775	-19.5 %
2024	May	16,675	17,705	6.2 %
2024	June	17,800	19,839	11.5 %
2024	July	27,570	23,665	-14.2 %
2024	August	22,198	19,889	-10.4 %
2024	September	15,463	14,774	-4.5 %
2024	October	7,910	5,764	-27.1 %
2024	November	4,663	3,823	-18.0 %
2024	December	3,544	3,504	-1.1 %
<b>Total</b>		<b>141,468</b>	<b>131,593</b>	<b>-7.0 %</b>

Cars

Year	Month	Last Year	This Year	Variance %
2024	January	1,960	1,738	-11.3 %
2024	February	2,010	2,157	7.3 %
2024	March	3,223	3,084	-4.3 %
2024	April	4,973	4,351	-12.5 %
2024	May	6,565	6,984	6.4 %
2024	June	6,761	7,771	14.9 %
2024	July	9,608	8,455	-12.0 %
2024	August	8,140	7,483	-8.1 %
2024	September	6,375	6,466	1.4 %
2024	October	3,706	2,847	-23.2 %
2024	November	2,621	2,198	-16.1 %
2024	December	1,911	1,892	-1.0 %
<b>Total</b>		<b>57,852</b>	<b>55,426</b>	<b>-4.2 %</b>

Coach Metres

Year	Month	Last Year	This Year	Variance %
2024	January	19.0	6.5	-65.8 %
2024	February	10.0	0.0	-100.0 %
2024	March	39.2	35.6	-9.2 %
2024	April	133.7	96.2	-28.0 %
2024	May	198.1	96.3	-51.4 %
2024	June	242.0	288.1	19.0 %
2024	July	318.0	248.5	-21.9 %
2024	August	276.9	102.5	-63.0 %
2024	September	233.7	359.1	53.7 %
2024	October	62.0	70.3	13.4 %
2024	November	32.8	0.0	-100.0 %
2024	December	28.0	0.0	-100.0 %
<b>Total</b>		<b>1,593.4</b>	<b>1,303.1</b>	<b>-18.2 %</b>

Commercial Vehicle Metres

Year	Month	Last Year	This Year	Variance %
2024	January	2,171.1	1,674.4	-22.9 %
2024	February	2,167.2	2,442.6	12.7 %
2024	March	3,872.4	1,887.5	-51.3 %
2024	April	2,743.2	2,021.2	-26.3 %
2024	May	2,850.1	2,573.5	-9.7 %
2024	June	2,859.4	2,159.5	-24.5 %
2024	July	3,062.3	1,911.0	-37.6 %
2024	August	2,911.9	3,119.8	7.1 %
2024	September	2,808.6	2,933.4	4.4 %
2024	October	2,145.4	1,667.6	-22.3 %
2024	November	2,376.0	2,306.3	-2.9 %
2024	December	1,781.9	1,693.8	-4.9 %
<b>Total</b>		<b>31,749.4</b>	<b>26,390.6</b>	<b>-16.9 %</b>



Ardmhor (Barra) - Eriskay

Contractual Carrying Groups



**This Month YoY**  
**1,426**  
LY: 1,331 (+7.14%)

**YoY**  
**58,169**  
LY: 64,746 (-10.16%)



**This Month YoY**  
**909**  
LY: 801 (+13.48%)

**YoY**  
**25,638**  
LY: 26,943 (-4.84%)



**This Month YoY**  
**0.0**  
LY: 21.0 (-100%)

**YoY**  
**959.8**  
LY: 1.1K (-10.85%)



**This Month YoY**  
**606.5**  
LY: 454.5 (+33.44%)

**YoY**  
**9.0K**  
LY: 10.8K (-16.4%)

Passengers

Year	Month	Last Year	This Year	Variance %
2024	January	1,650	1,441	-12.7 %
2024	February	1,986	1,996	0.5 %
2024	March	3,012	2,852	-5.3 %
2024	April	5,352	4,541	-15.2 %
2024	May	9,250	8,418	-9.0 %
2024	June	10,943	8,344	-23.8 %
2024	July	10,994	9,019	-18.0 %
2024	August	8,594	8,424	-2.0 %
2024	September	6,685	6,853	2.5 %
2024	October	2,836	2,795	-1.4 %
2024	November	2,112	2,060	-2.5 %
2024	December	1,331	1,426	7.1 %
<b>Total</b>		<b>64,746</b>	<b>58,169</b>	<b>-10.2 %</b>

Cars

Year	Month	Last Year	This Year	Variance %
2024	January	959	904	-5.7 %
2024	February	1,090	1,209	10.9 %
2024	March	1,605	1,656	3.2 %
2024	April	2,357	2,162	-8.3 %
2024	May	3,600	3,362	-6.6 %
2024	June	4,092	3,187	-22.1 %
2024	July	3,851	3,324	-13.7 %
2024	August	3,206	3,161	-1.4 %
2024	September	2,665	2,947	10.6 %
2024	October	1,458	1,522	4.4 %
2024	November	1,259	1,295	2.9 %
2024	December	801	909	13.5 %
<b>Total</b>		<b>26,943</b>	<b>25,638</b>	<b>-4.8 %</b>

Coach Metres

Year	Month	Last Year	This Year	Variance %
2024	January	13.0	0.0	-100.0 %
2024	February	10.0	0.0	-100.0 %
2024	March	32.0	29.0	-9.4 %
2024	April	98.0	51.0	-48.0 %
2024	May	124.5	69.7	-44.0 %
2024	June	211.0	187.5	-11.1 %
2024	July	209.0	215.0	2.9 %
2024	August	145.1	75.0	-48.3 %
2024	September	175.0	285.5	63.1 %
2024	October	25.0	47.1	88.4 %
2024	November	13.0	0.0	-100.0 %
2024	December	21.0	0.0	-100.0 %
<b>Total</b>		<b>1,076.6</b>	<b>959.8</b>	<b>-10.8 %</b>

Commercial Vehicle Metres

Year	Month	Last Year	This Year	Variance %
2024	January	827.0	786.0	-5.0 %
2024	February	664.5	628.0	-5.5 %
2024	March	1,151.5	654.0	-43.2 %
2024	April	1,067.5	898.5	-15.8 %
2024	May	1,377.5	835.0	-39.4 %
2024	June	1,417.4	639.5	-54.9 %
2024	July	1,144.3	604.5	-47.2 %
2024	August	737.7	1,130.2	53.2 %
2024	September	808.5	836.5	3.5 %
2024	October	610.5	676.6	10.8 %
2024	November	553.0	745.0	34.7 %
2024	December	454.5	606.5	33.4 %
<b>Total</b>		<b>10,813.8</b>	<b>9,040.3</b>	<b>-16.4 %</b>





Mallaig - Lochboisdale

Contractual Carrying Groups



**This Month YoY**  
**421**  
LY: 417 (+0.96%)

**YoY**  
**24,950**  
LY: 26,490 (-5.81%)



**This Month YoY**  
**216**  
LY: 234 (-7.69%)

**YoY**  
**10,804**  
LY: 10,805 (-0.01%)



**This Month YoY**  
**0.0**  
LY: 0.0

**YoY**  
**196.2**  
LY: 294.6 (-33.4%)



**This Month YoY**  
**74.0**  
LY: 140.2 (-47.22%)

**YoY**  
**3.0K**  
LY: 3.5K (-14.4%)

Passengers

Year	Month	Last Year	This Year	Variance %
2024	January	174		-100.0 %
2024	February	461	674	46.2 %
2024	March	920	1,126	22.4 %
2024	April	1,712	1,707	-0.3 %
2024	May	948	2,197	131.8 %
2024	June	668	5,456	716.8 %
2024	July	7,915	7,091	-10.4 %
2024	August	6,744	3,014	-55.3 %
2024	September	4,185	2,882	-31.1 %
2024	October	2,150	300	-86.0 %
2024	November	196	82	-58.2 %
2024	December	417	421	1.0 %
<b>Total</b>		<b>26,490</b>	<b>24,950</b>	<b>-5.8 %</b>

Cars

Year	Month	Last Year	This Year	Variance %
2024	January	155		-100.0 %
2024	February	238	321	34.9 %
2024	March	471	526	11.7 %
2024	April	707	794	12.3 %
2024	May	486	987	103.1 %
2024	June	249	2,470	892.0 %
2024	July	2,759	2,693	-2.4 %
2024	August	2,599	1,213	-53.3 %
2024	September	1,867	1,405	-24.7 %
2024	October	934	135	-85.5 %
2024	November	106	44	-58.5 %
2024	December	234	216	-7.7 %
<b>Total</b>		<b>10,805</b>	<b>10,804</b>	<b>-0.0 %</b>

Coach Metres

Year	Month	Last Year	This Year	Variance %
2024	January	0.0		0.0 %
2024	February	0.0	0.0	0.0 %
2024	March	0.0	0.0	0.0 %
2024	April	0.0	14.0	0.0 %
2024	May	26.5	12.6	-52.5 %
2024	June	6.2	100.6	1527.8 %
2024	July	68.0	21.5	-68.4 %
2024	August	131.8	0.0	-100.0 %
2024	September	43.5	47.5	9.2 %
2024	October	12.0	0.0	-100.0 %
2024	November	6.6	0.0	-100.0 %
2024	December	0.0	0.0	0.0 %
<b>Total</b>		<b>294.6</b>	<b>196.2</b>	<b>-33.4 %</b>

Commercial Vehicle Metres

Year	Month	Last Year	This Year	Variance %
2024	January	81.0		-100.0 %
2024	February	201.3	902.5	348.3 %
2024	March	791.5	84.4	-89.3 %
2024	April	250.0	223.0	-10.8 %
2024	May	91.2	329.9	261.7 %
2024	June	106.0	415.9	292.4 %
2024	July	488.0	294.1	-39.7 %
2024	August	427.5	260.2	-39.1 %
2024	September	576.8	388.1	-32.7 %
2024	October	339.2	32.8	-90.3 %
2024	November	45.5	24.0	-47.3 %
2024	December	140.2	74.0	-47.2 %
<b>Total</b>		<b>3,538.2</b>	<b>3,028.9</b>	<b>-14.4 %</b>



**This Month YoY**  
**1,657**  
LY: 1,796 (-7.74%)

**YoY**  
**48,474**  
LY: 50,232 (-3.5%)

**This Month YoY**  
**767**  
LY: 876 (-12.44%)

**YoY**  
**18,984**  
LY: 20,104 (-5.57%)

**This Month YoY**  
**0.0**  
LY: 7.0 (-100%)

**YoY**  
**147.1**  
LY: 222.2 (-33.8%)

**This Month YoY**  
**1.0K**  
LY: 1.2K (-14.65%)

**YoY**  
**14.3K**  
LY: 17.4K (-17.68%)

**Passengers**

Year	Month	Last Year	This Year	Variance %
2024	January	1,616	1,621	0.3 %
2024	February	1,398	1,213	-13.2 %
2024	March	2,281	1,932	-15.3 %
2024	April	5,082	3,527	-30.6 %
2024	May	6,477	7,090	9.5 %
2024	June	6,189	6,039	-2.4 %
2024	July	8,661	7,555	-12.8 %
2024	August	6,860	8,451	23.2 %
2024	September	4,593	5,039	9.7 %
2024	October	2,924	2,669	-8.7 %
2024	November	2,355	1,681	-28.6 %
2024	December	1,796	1,657	-7.7 %
<b>Total</b>		<b>50,232</b>	<b>48,474</b>	<b>-3.5 %</b>

**Cars**

Year	Month	Last Year	This Year	Variance %
2024	January	846	834	-1.4 %
2024	February	682	627	-8.1 %
2024	March	1,147	902	-21.4 %
2024	April	1,909	1,395	-26.9 %
2024	May	2,478	2,635	6.3 %
2024	June	2,420	2,114	-12.6 %
2024	July	2,998	2,438	-18.7 %
2024	August	2,335	3,109	33.1 %
2024	September	1,843	2,114	14.7 %
2024	October	1,314	1,190	-9.4 %
2024	November	1,256	859	-31.6 %
2024	December	876	767	-12.4 %
<b>Total</b>		<b>20,104</b>	<b>18,984</b>	<b>-5.6 %</b>

**Coach Metres**

Year	Month	Last Year	This Year	Variance %
2024	January	6.0	6.5	8.3 %
2024	February	0.0	0.0	0.0 %
2024	March	7.2	6.6	-8.3 %
2024	April	35.7	31.2	-12.6 %
2024	May	47.1	14.0	-70.3 %
2024	June	24.8	0.0	-100.0 %
2024	July	41.0	12.0	-70.7 %
2024	August	0.0	27.5	0.0 %
2024	September	15.2	26.1	71.7 %
2024	October	25.0	23.2	-7.2 %
2024	November	13.2	0.0	-100.0 %
2024	December	7.0	0.0	-100.0 %
<b>Total</b>		<b>222.2</b>	<b>147.1</b>	<b>-33.8 %</b>

**Commercial Vehicle Metres**

Year	Month	Last Year	This Year	Variance %
2024	January	1,263.1	888.4	-29.7 %
2024	February	1,301.4	912.1	-29.9 %
2024	March	1,929.4	1,149.1	-40.4 %
2024	April	1,425.7	899.7	-36.9 %
2024	May	1,381.4	1,408.6	2.0 %
2024	June	1,336.0	1,104.1	-17.4 %
2024	July	1,430.0	1,012.4	-29.2 %
2024	August	1,746.7	1,729.4	-1.0 %
2024	September	1,423.3	1,708.8	20.1 %
2024	October	1,195.7	958.2	-19.9 %
2024	November	1,777.5	1,537.3	-13.5 %
2024	December	1,187.2	1,013.3	-14.6 %
<b>Total</b>		<b>17,397.4</b>	<b>14,321.4</b>	<b>-17.7 %</b>



Cars



Ardmhor (Barra) - Eriskay

Year	Month	Last Year	This Year	Var %
2024	January	741	467	-37.0 %
2024	February	897	530	-40.9 %
2024	March	1,236	776	-37.2 %
2024	April	1,829	1,234	-32.5 %
2024	May	1,680	1,453	-13.5 %
2024	June	1,571	1,684	7.2 %
2024	July	1,293	1,732	34.0 %
2024	August	1,385	2,110	52.3 %
2024	September	1,039	1,491	43.5 %
2024	October	598	837	40.0 %
2024	November	561	680	21.2 %
2024	December	355	362	2.0 %
<b>Total</b>		<b>13,185</b>	<b>13,356</b>	<b>1.3 %</b>

Mallaig - Lochboisdale

Year	Month	Last Year	This Year	Var %
2024	January	137		-100.0 %
2024	February	195	294	50.8 %
2024	March	387	435	12.4 %
2024	April	608	682	12.2 %
2024	May	532	1,144	115.0 %
2024	June	167	2,003	1099.4 %
2024	July	2,225	2,472	11.1 %
2024	August	1,988	1,047	-47.3 %
2024	September	1,530	1,184	-22.6 %
2024	October	732	108	-85.2 %
2024	November	82	33	-59.8 %
2024	December	185	190	2.7 %
<b>Total</b>		<b>8,768</b>	<b>9,592</b>	<b>9.4 %</b>

Oban - Castlebay/Lochboisdale

Year	Month	Last Year	This Year	Var %
2024	January	669	690	3.1 %
2024	February	516	528	2.3 %
2024	March	863	745	-13.7 %
2024	April	1,377	1,319	-4.2 %
2024	May	1,271	2,070	62.9 %
2024	June	1,156	1,875	62.2 %
2024	July	1,987	2,265	14.0 %
2024	August	1,315	2,408	83.1 %
2024	September	1,182	1,534	29.8 %
2024	October	1,012	924	-8.7 %
2024	November	972	622	-36.0 %
2024	December	748	635	-15.1 %
<b>Total</b>		<b>13,068</b>	<b>15,615</b>	<b>19.5 %</b>



LGVs



Ardmhor (Barra) - Eriskay

Year	Month	Last Year	This Year	Var %
2024	January	189	138	-27.0 %
2024	February	174	158	-9.2 %
2024	March	321	218	-32.1 %
2024	April	328	203	-38.1 %
2024	May	272	165	-39.3 %
2024	June	166	167	0.6 %
2024	July	126	185	46.8 %
2024	August	145	211	45.5 %
2024	September	103	211	104.9 %
2024	October	105	151	43.8 %
2024	November	165	157	-4.8 %
2024	December	119	99	-16.8 %
<b>Total</b>		<b>2,213</b>	<b>2,063</b>	<b>-6.8 %</b>

Mallaig - Lochboisdale

Year	Month	Last Year	This Year	Var %
2024	January	13		-100.0 %
2024	February	29	42	44.8 %
2024	March	70	51	-27.1 %
2024	April	73	56	-23.3 %
2024	May	70	102	45.7 %
2024	June	22	183	731.8 %
2024	July	148	146	-1.4 %
2024	August	154	66	-57.1 %
2024	September	124	114	-8.1 %
2024	October	78	10	-87.2 %
2024	November	15	9	-40.0 %
2024	December	23	14	-39.1 %
<b>Total</b>		<b>819</b>	<b>793</b>	<b>-3.2 %</b>

Oban - Castlebay/Lochboisdale

Year	Month	Last Year	This Year	Var %
2024	January	151	79	-47.7 %
2024	February	139	88	-36.7 %
2024	March	231	109	-52.8 %
2024	April	260	139	-46.5 %
2024	May	206	194	-5.8 %
2024	June	140	153	9.3 %
2024	July	163	160	-1.8 %
2024	August	129	144	11.6 %
2024	September	117	183	56.4 %
2024	October	129	126	-2.3 %
2024	November	151	135	-10.6 %
2024	December	86	98	14.0 %
<b>Total</b>		<b>1,902</b>	<b>1,608</b>	<b>-15.5 %</b>





Motorhomes



Ardmhor (Barra) - Eriskay

Year	Month	Last Year	This Year	Var %
2024	January	2	13	550.0 %
2024	February	1	8	700.0 %
2024	March	20	51	155.0 %
2024	April	137	212	54.7 %
2024	May	265	513	93.6 %
2024	June	358	415	15.9 %
2024	July	210	358	70.5 %
2024	August	234	390	66.7 %
2024	September	256	416	62.5 %
2024	October	49	69	40.8 %
2024	November	13	18	38.5 %
2024	December	3	10	233.3 %
<b>Total</b>		<b>1,548</b>	<b>2,473</b>	<b>59.8 %</b>

Mallaig - Lochboisdale


Year	Month	Last Year	This Year	Var %
2024	January	1		-100.0 %
2024	February	1	1	0.0 %
2024	March	5	27	440.0 %
2024	April	21	37	76.2 %
2024	May	103	144	39.8 %
2024	June	15	226	1406.7 %
2024	July	161	205	27.3 %
2024	August	202	76	-62.4 %
2024	September	202	151	-25.2 %
2024	October	29	6	-79.3 %
2024	November	0	3	0.0 %
2024	December	4	6	50.0 %
<b>Total</b>		<b>744</b>	<b>882</b>	<b>18.5 %</b>

Oban - Castlebay/Lochboisdale

Year	Month	Last Year	This Year	Var %
2024	January	11	17	54.5 %
2024	February	8	15	87.5 %
2024	March	23	49	113.0 %
2024	April	236	245	3.8 %
2024	May	383	697	82.0 %
2024	June	244	459	88.1 %
2024	July	307	416	35.5 %
2024	August	236	449	90.3 %
2024	September	281	385	37.0 %
2024	October	64	80	25.0 %
2024	November	26	23	-11.5 %
2024	December	11	7	-36.4 %
<b>Total</b>		<b>1,830</b>	<b>2,842</b>	<b>55.3 %</b>



Reliability & Punctuality



Reliability

Route		Ardmhor (Barra) - Eriskay		Mallaig - Lochboisdale		Oban - Castlebay/Lochboisdale	
Year	Month	Contractual	Actual	Contractual	Actual	Contractual	Actual
2024	January	100.0%	84.7%	100.0%	100.0%	100.0%	62.8%
	February	97.7%	89.5%	100.0%	100.0%	81.7%	58.5%
	March	100.0%	90.8%	100.0%	75.0%	100.0%	60.0%
	April	100.0%	92.5%	92.5%	38.8%	86.7%	76.7%
	May	98.7%	98.7%	100.0%	58.5%	100.0%	100.0%
	June	96.6%	95.3%	100.0%	89.3%	100.0%	96.7%
	July	95.8%	95.5%	100.0%	89.3%	100.0%	96.8%
	August	98.7%	94.7%	53.5%	43.0%	100.0%	96.8%
	September	98.6%	91.9%	100.0%	65.5%	100.0%	96.7%
	October	98.3%	81.0%	100.0%	9.4%	100.0%	80.4%
	November	100.0%	87.7%	100.0%	25.0%	56.4%	43.6%
	December	99.6%	77.1%	59.5%	28.6%	100.0%	84.1%
<b>Total</b>		<b>98.6%</b>	<b>90.2%</b>	<b>90.1%</b>	<b>56.3%</b>	<b>92.7%</b>	<b>77.2%</b>

Punctuality

Route		Ardmhor (Barra) - Eriskay		Mallaig - Lochboisdale		Oban - Castlebay/Lochboisdale	
Year	Month	Contractual	Actual	Contractual	Actual	Contractual	Actual
2024	January	100.0%	98.7%	100.0%	100.0%	90.7%	81.5%
	February	99.2%	97.5%	100.0%	100.0%	100.0%	79.2%
	March	99.2%	97.3%	100.0%	77.8%	95.2%	45.2%
	April	100.0%	99.6%	100.0%	71.0%	93.5%	89.1%
	May	99.3%	98.0%	100.0%	81.3%	100.0%	96.8%
	June	99.6%	99.3%	98.7%	85.3%	96.6%	84.5%
	July	98.0%	95.6%	97.3%	78.7%	93.3%	83.3%
	August	100.0%	100.0%	91.9%	78.4%	96.7%	85.0%
	September	100.0%	100.0%	98.2%	76.4%	100.0%	93.1%
	October	100.0%	98.8%	100.0%	16.7%	100.0%	84.4%
	November	100.0%	98.8%	100.0%	50.0%	97.1%	97.1%
	December	99.5%	97.5%	100.0%	66.7%	94.6%	70.3%
<b>Total</b>		<b>99.6%</b>	<b>98.4%</b>	<b>98.1%</b>	<b>77.7%</b>	<b>96.5%</b>	<b>83.3%</b>



Reliability & Punctuality Summary

Summary of Scheduled, Operated, Cancelled & Diverted Sailings  
by Route & Leg

Year	Month	Route	Leg	Operated Sailings	Scheduled Sailings	Additional Sailings	Cancelled Sailings	Diverted Sailings
2024	December	Ardmhor (Barra) - Eriskay	Ardmhor-Eriskay	109	131	8	30	0
2024	December	Ardmhor (Barra) - Eriskay	Eriskay-Ardmhor	109	131	8	30	0
2024	December	Mallaig - Lochboisdale	Lochboisdale-Mallaig	5	17	1	13	0
2024	December	Mallaig - Lochboisdale	Lochboisdale-Oban	4	4	0	0	4
2024	December	Mallaig - Lochboisdale	Mallaig-Lochboisdale	5	21	1	17	0
2024	December	Oban - Castlebay/Lochboisdale	Castlebay-Lochboisdale	1		1	0	0
2024	December	Oban - Castlebay/Lochboisdale	Castlebay-Oban	19	22	1	4	0
2024	December	Oban - Castlebay/Lochboisdale	Lochboisdale-Castlebay	1		1	0	0
2024	December	Oban - Castlebay/Lochboisdale	Oban-Castlebay	20	22	1	3	0
2024	December	Oban - Castlebay/Lochboisdale	Oban-Lochboisdale	4		4	0	0
<b>Total</b>				<b>277</b>	<b>348</b>	<b>26</b>	<b>97</b>	<b>4</b>

Summary of Cancellations, Lateness & Relief Events  
by Route & Leg

Year	Month	Route	Leg	Cancelled Sailings	Cancelled (Relief)	Cancelled (No Relief)	On Time	Level 1 Late	Level 1 (Relief)	Level 1 (No Relief)	Level 2 Late	Level 2 (Relief)	Level 2 (No Relief)
2024	December	Ardmhor (Barra) - Eriskay	Ardmhor-Eriskay	30	30	0	98	0	0	0	3	2	1
2024	December	Ardmhor (Barra) - Eriskay	Eriskay-Ardmhor	30	29	1	99	0	0	0	2	2	0
2024	December	Mallaig - Lochboisdale	Lochboisdale-Mallaig	13	4	9	4	0	0	0	0	0	0
2024	December	Mallaig - Lochboisdale	Lochboisdale-Oban	0	0	0	1	0	0	0	3	3	0
2024	December	Mallaig - Lochboisdale	Mallaig-Lochboisdale	17	9	8	3	0	0	0	1	1	0
2024	December	Oban - Castlebay/Lochboisdale	Castlebay-Lochboisdale	0	0	0	0	0	0	0	0	0	0
2024	December	Oban - Castlebay/Lochboisdale	Castlebay-Oban	4	4	0	15	2	1	1	1	1	0
2024	December	Oban - Castlebay/Lochboisdale	Lochboisdale-Castlebay	0	0	0	0	0	0	0	0	0	0
2024	December	Oban - Castlebay/Lochboisdale	Oban-Castlebay	3	3	0	11	5	5	0	3	2	1
2024	December	Oban - Castlebay/Lochboisdale	Oban-Lochboisdale	0	0	0	0	0	0	0	0	0	0
<b>Total</b>				<b>97</b>	<b>79</b>	<b>18</b>	<b>231</b>	<b>7</b>	<b>6</b>	<b>1</b>	<b>13</b>	<b>11</b>	<b>2</b>