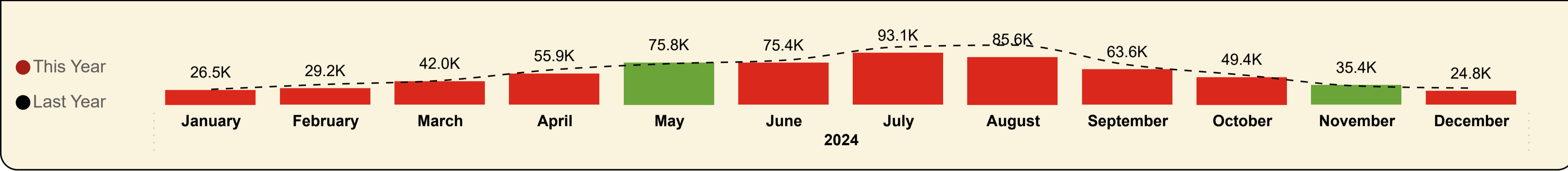




Shipped Passengers


Ardrossan - Brodick



This Month YoY
24,824
LY: 29,866 (-16.88%)

YoY
656,867
LY: 724,702 (-9.36%)

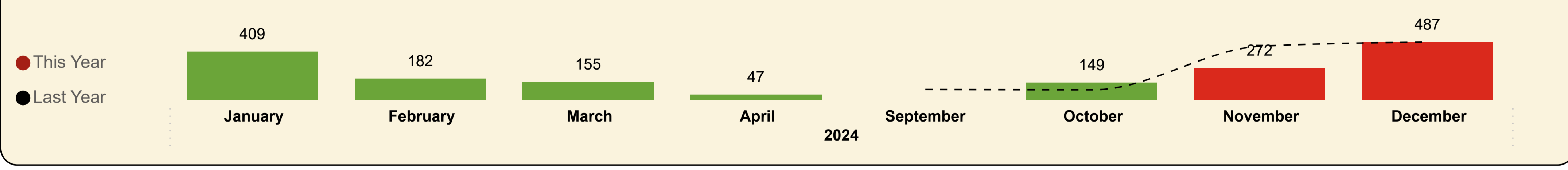
Claonaig - Lochranza



This Month YoY
1,014
LY: (Blank) (+Infinity)

YoY
84,382
LY: 79,124 (+6.65%)

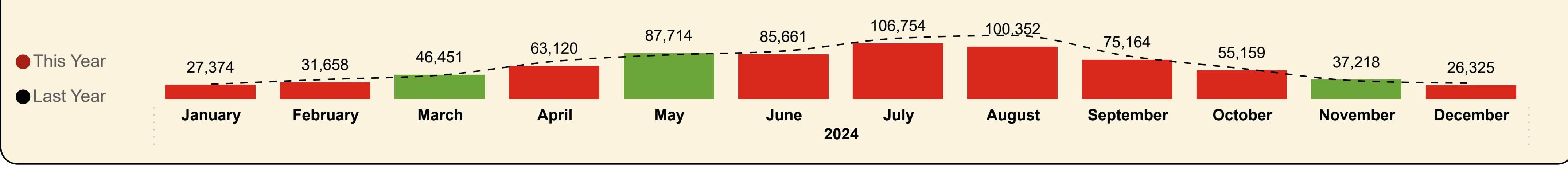
Tarbert LF - Lochranza



This Month YoY
487
LY: 488 (-0.2%)

YoY
1,701
LY: 1,119 (+52.01%)

Arran Total



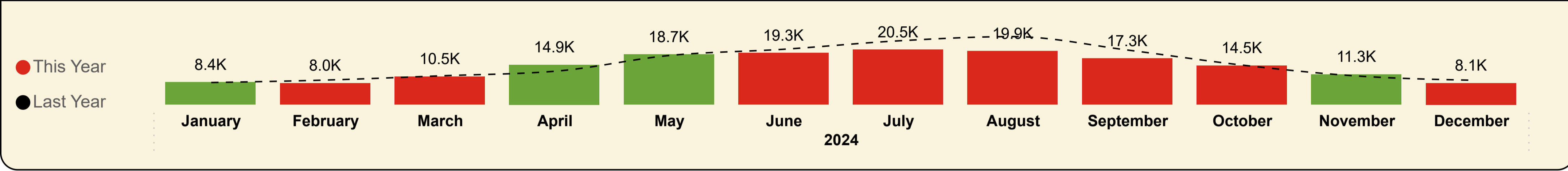
This Month YoY
26,325
LY: 30,354 (-13.27%)

YoY
742,950
LY: 804,945 (-7.7%)



Shipped Cars


Ardrossan - Brodick



This Month YoY
8,052
LY: 9,109 (-11.6%)

YoY
171,369
LY: 183,593 (-6.66%)


Claonaig - Lochranza



This Month YoY
470
LY: (Blank) (+Infinity)

YoY
33,737
LY: 30,996 (+8.84%)

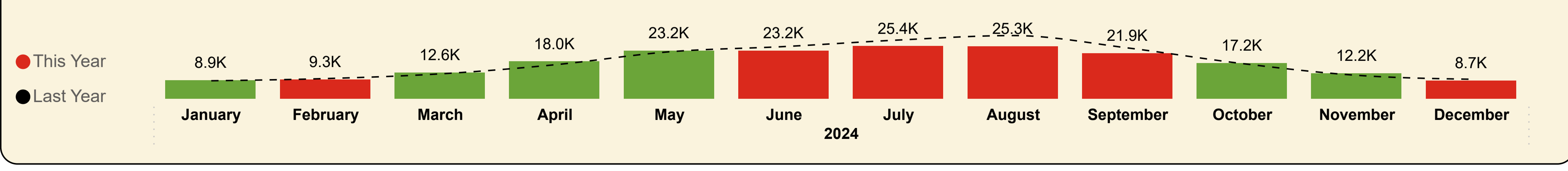
Tarbert LF - Lochranza



This Month YoY
222
LY: 241 (-7.88%)

YoY
836
LY: 588 (+42.18%)

Arran Total



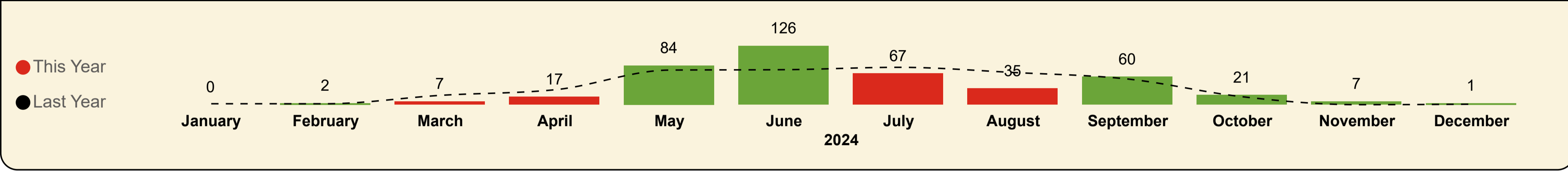
This Month YoY
8,744
LY: 9,350 (-6.48%)

YoY
205,942
LY: 215,178 (-4.29%)



Shipped Coaches

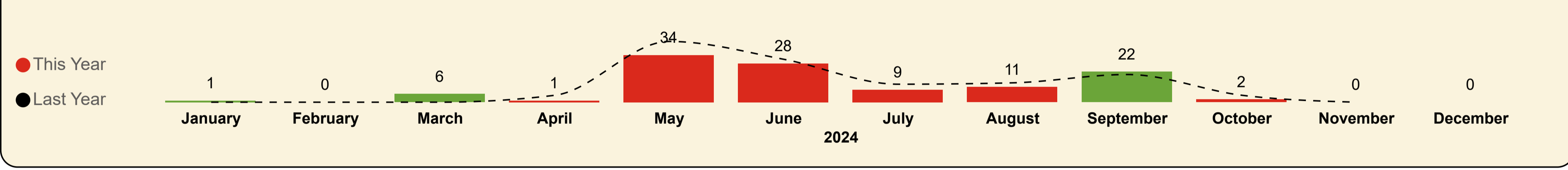
Ardrossan - Brodick



This Month YoY
1
LY: 1 (+0%)

YoY
427
LY: 427 (-0.06%)

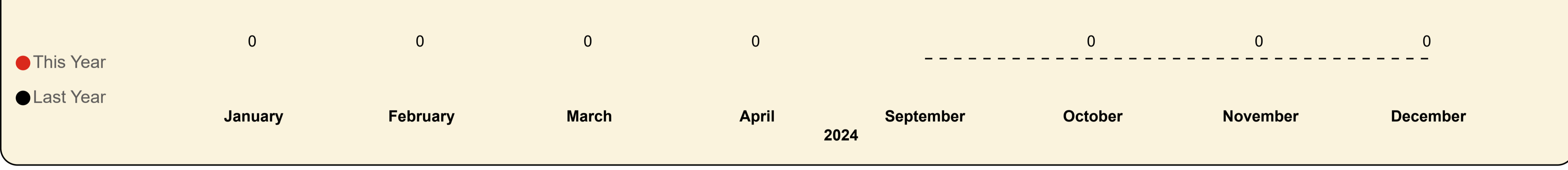
Claonaig - Lochranza



This Month YoY
0
LY: (Blank) (+NaN)

YoY
114
LY: 132 (-13.58%)


Tarbert LF - Lochranza



This Month YoY
0
LY: 0

YoY
0
LY: 0

Arran Total



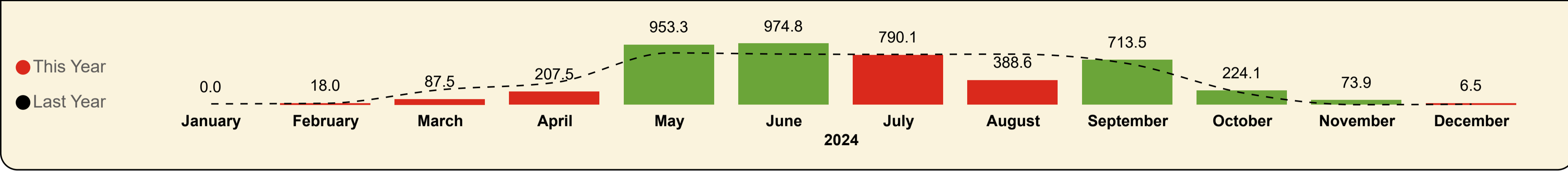
This Month YoY
1
LY: 1 (+0%)

YoY
541
LY: 559 (-3.25%)



Shipped Coach Metres

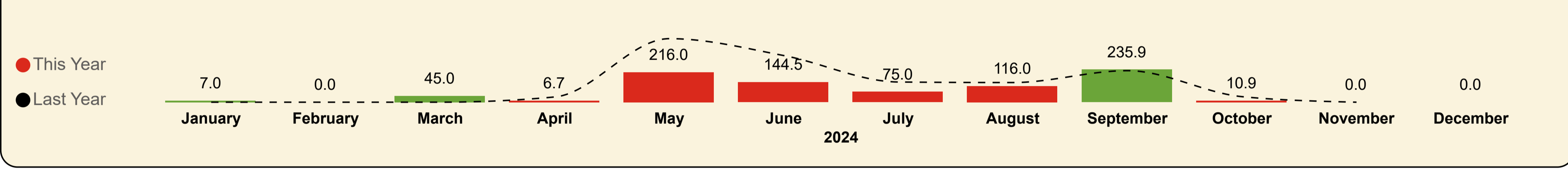
Ardrossan - Brodick



This Month YoY
6.5
LY: 7.5 (-13.33%)

YoY
4.4K
LY: 4.7K (-5.72%)

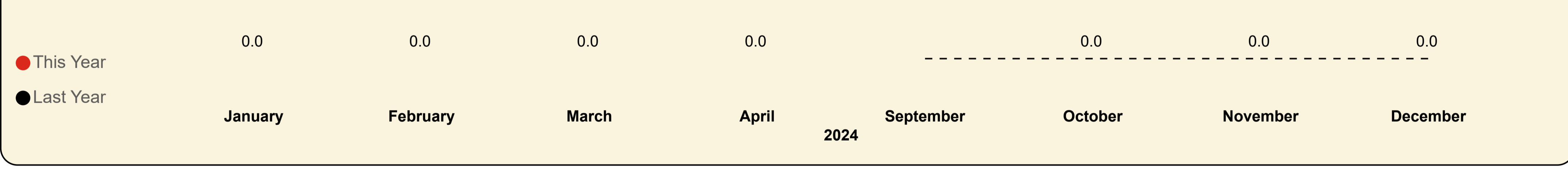
Claonaig - Lochranza



This Month YoY
0.0
LY: (Blank) (+NaN)

YoY
857.0
LY: 1.4K (-38.35%)

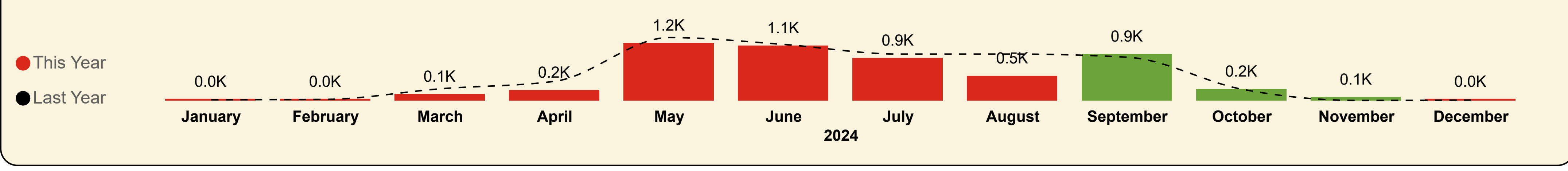
Tarbert LF - Lochranza



This Month YoY
0.0
LY: 0.0

YoY
0.0
LY: 0.0

Arran Total

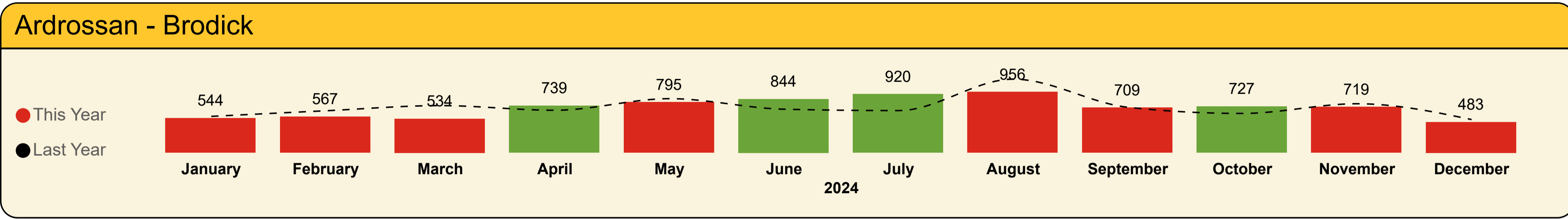


This Month YoY
6.5
LY: 7.5 (-13.33%)

YoY
5.3K
LY: 6.1K (-13.16%)

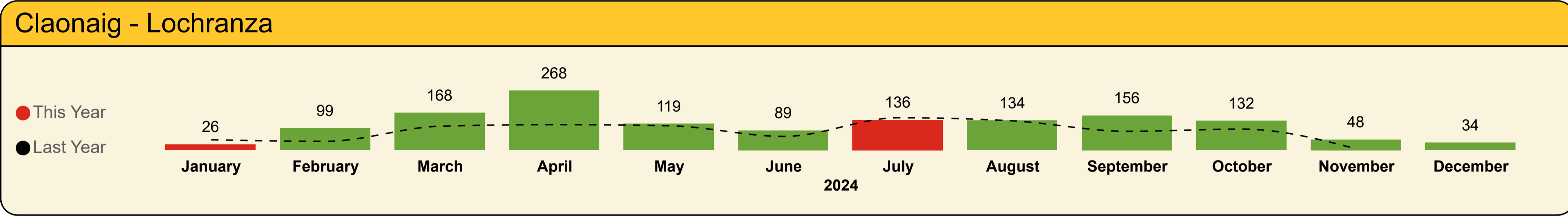


Shipped Commercial Vehicles



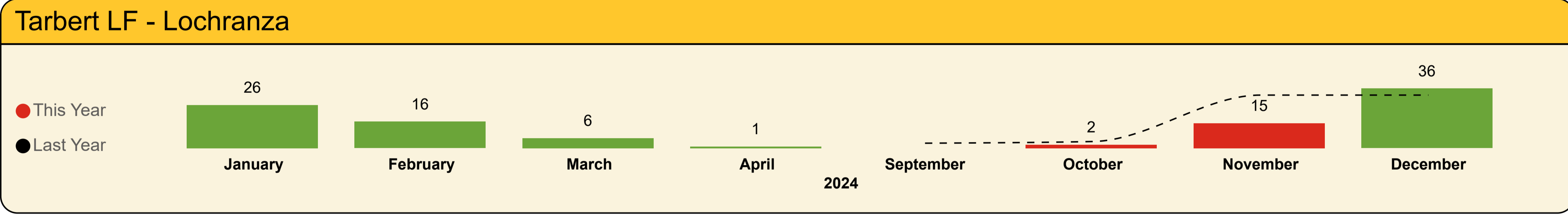
This Month YoY
483
LY: 521 (-7.29%)

YoY
8,537
LY: 8,607 (-0.82%)



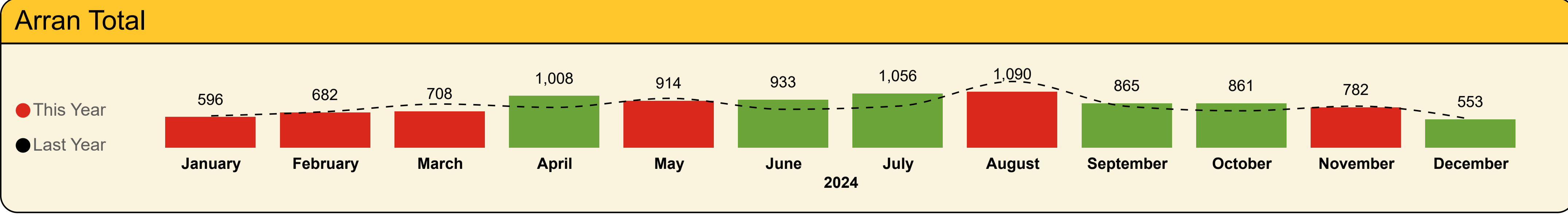
This Month YoY
34
LY: (Blank) (+Infinity)

YoY
1,409
LY: 946 (+48.94%)



This Month YoY
36
LY: 32 (+12.5%)

YoY
102
LY: 71 (+43.66%)



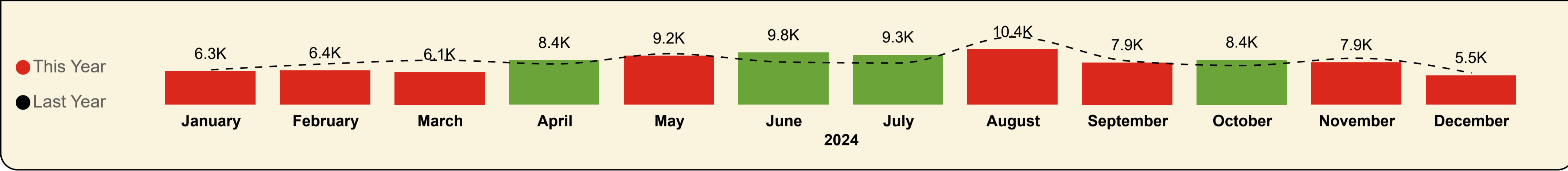
This Month YoY
553
LY: 553 (+0%)

YoY
10,048
LY: 9,624 (+4.4%)



Shipped Commercial Vehicle Metres

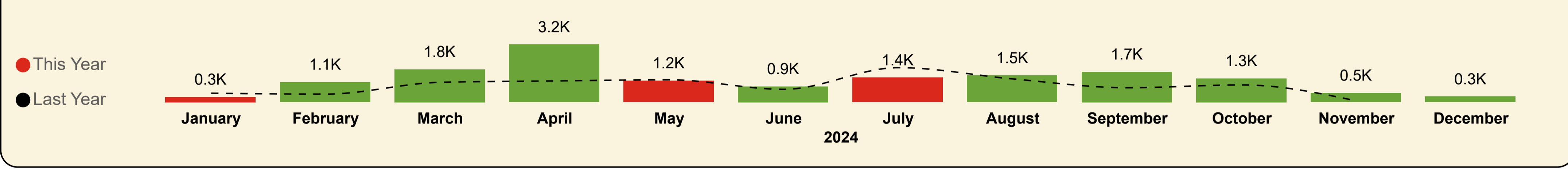
Ardrossan - Brodick



This Month YoY
5.5K
LY: 5.9K (-7.56%)

YoY
95.7K
LY: 98.6K (-3%)

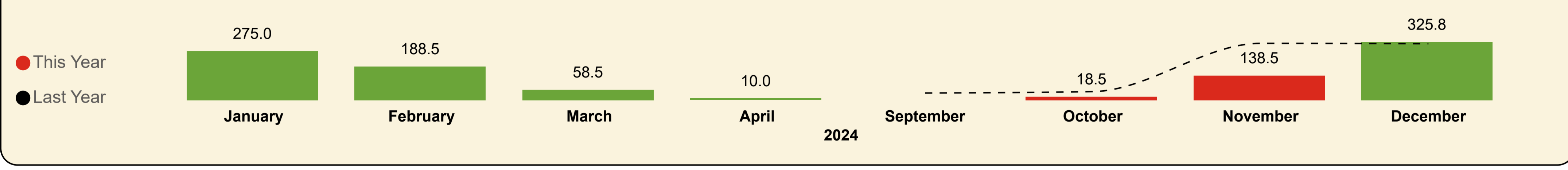
Claonaig - Lochranza



This Month YoY
318.7
LY: (Blank) (+Infinity)

YoY
15.2K
LY: 10.3K (+48.23%)

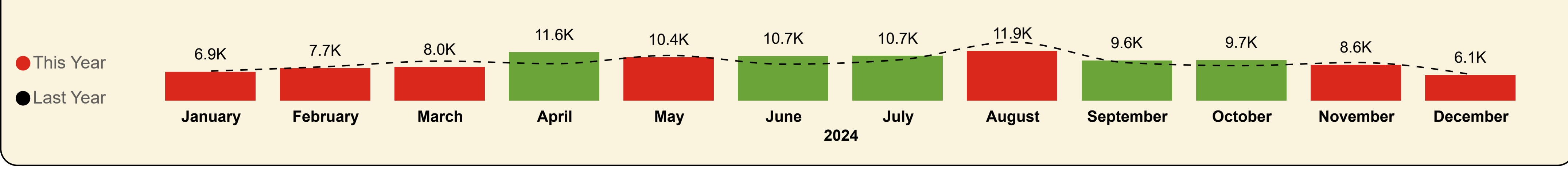
Tarbert LF - Lochranza



This Month YoY
325.8
LY: 317.0 (+2.78%)

YoY
1.0K
LY: 724.0 (+40.17%)

Arran Total



This Month YoY
6.1K
LY: 6.3K (-1.94%)

YoY
111.9K
LY: 109.6K (+2.08%)



Arran Total Contractual Carrying Groups




This Month YoY
26,325
LY: 30,347 (-13.25%)

YoY
742,950
LY: 804,945 (-7.7%)



This Month YoY
8,744
LY: 9,348 (-6.46%)

YoY
205,942
LY: 215,178 (-4.29%)



This Month YoY
6.5
LY: 7.5 (-13.33%)

YoY
5.3K
LY: 6.1K (-13.16%)



This Month YoY
6.1K
LY: 6.2K (-1.72%)

YoY
111.9K
LY: 109.6K (+2.08%)

Passengers

Year	Month	Last Year	This Year	Variance %
2024	January	28,306	27,374	-3.3 %
2024	February	37,510	31,658	-15.6 %
2024	March	45,776	46,451	1.5 %
2024	April	72,365	63,120	-12.8 %
2024	May	84,720	87,714	3.5 %
2024	June	92,041	85,661	-6.9 %
2024	July	116,491	106,754	-8.4 %
2024	August	121,777	100,352	-17.6 %
2024	September	82,442	75,164	-8.8 %
2024	October	58,341	55,159	-5.5 %
2024	November	34,822	37,218	6.9 %
2024	December	30,354	26,325	-13.3 %
Total		804,945	742,950	-7.7 %

Cars

Year	Month	Last Year	This Year	Variance %
2024	January	8,622	8,865	2.8 %
2024	February	9,686	9,283	-4.2 %
2024	March	11,962	12,554	4.9 %
2024	April	16,361	17,987	9.9 %
2024	May	22,632	23,229	2.6 %
2024	June	25,147	23,185	-7.8 %
2024	July	28,310	25,399	-10.3 %
2024	August	30,463	25,346	-16.8 %
2024	September	24,477	21,906	-10.5 %
2024	October	16,917	17,228	1.8 %
2024	November	11,250	12,216	8.6 %
2024	December	9,350	8,744	-6.5 %
Total		215,178	205,942	-4.3 %

Coach Metres

Year	Month	Last Year	This Year	Variance %
2024	January	13.0	7.0	-46.2 %
2024	February	22.0	18.0	-18.2 %
2024	March	237.5	132.5	-44.2 %
2024	April	390.4	214.2	-45.1 %
2024	May	1,282.8	1,169.3	-8.8 %
2024	June	1,142.0	1,119.3	-2.0 %
2024	July	945.8	865.1	-8.5 %
2024	August	945.9	504.6	-46.7 %
2024	September	881.4	949.4	7.7 %
2024	October	228.8	235.0	2.7 %
2024	November	0.0	73.9	0.0 %
2024	December	7.5	6.5	-13.3 %
Total		6,097.1	5,294.7	-13.2 %

Commercial Vehicle Metres

Year	Month	Last Year	This Year	Variance %
2024	January	7,064.6	6,867.7	-2.8 %
2024	February	8,116.5	7,739.4	-4.6 %
2024	March	9,463.3	8,023.7	-15.2 %
2024	April	8,838.0	11,586.1	31.1 %
2024	May	10,829.0	10,384.5	-4.1 %
2024	June	8,727.2	10,666.1	22.2 %
2024	July	9,755.8	10,712.5	9.8 %
2024	August	14,023.3	11,894.6	-15.2 %
2024	September	9,066.5	9,603.9	5.9 %
2024	October	8,369.0	9,718.6	16.1 %
2024	November	9,119.8	8,574.2	-6.0 %
2024	December	6,252.0	6,130.9	-1.9 %
Total		109,625.0	111,902.2	2.1 %



This Month YoY

24,824

LY: 29,866 (-16.88%)

YoY

656,867

LY: 724,702 (-9.36%)



This Month YoY


8,052

LY: 9,109 (-11.6%)

YoY

171,369

LY: 183,593 (-6.66%)



This Month YoY

6.5

LY: 7.5 (-13.33%)

YoY

4.4K

LY: 4.7K (-5.72%)



This Month YoY

5.5K

LY: 5.9K (-7.56%)

YoY

95.7K

LY: 98.6K (-3%)

Passengers

Year	Month	Last Year	This Year	Variance %
2024	January	27,593	26,514	-3.9 %
2024	February	36,525	29,239	-19.9 %
2024	March	43,411	42,018	-3.2 %
2024	April	63,190	55,884	-11.6 %
2024	May	73,798	75,841	2.8 %
2024	June	79,968	75,437	-5.7 %
2024	July	104,011	93,082	-10.5 %
2024	August	107,220	85,633	-20.1 %
2024	September	71,838	63,648	-11.4 %
2024	October	53,539	49,363	-7.8 %
2024	November	33,743	35,384	4.9 %
2024	December	29,866	24,824	-16.9 %
Total		724,702	656,867	-9.4 %

Cars

Year	Month	Last Year	This Year	Variance %
2024	January	8,252	8,414	2.0 %
2024	February	9,167	8,018	-12.5 %
2024	March	10,745	10,473	-2.5 %
2024	April	12,450	14,879	19.5 %
2024	May	18,333	18,737	2.2 %
2024	June	20,651	19,259	-6.7 %
2024	July	23,784	20,516	-13.7 %
2024	August	25,351	19,930	-21.4 %
2024	September	20,329	17,252	-15.1 %
2024	October	14,739	14,545	-1.3 %
2024	November	10,683	11,294	5.7 %
2024	December	9,109	8,052	-11.6 %
Total		183,593	171,369	-6.7 %

Coach Metres

Year	Month	Last Year	This Year	Variance %
2024	January	13.0	0.0	-100.0 %
2024	February	22.0	18.0	-18.2 %
2024	March	237.5	87.5	-63.2 %
2024	April	352.5	207.5	-41.1 %
2024	May	823.5	953.3	15.8 %
2024	June	805.0	974.8	21.1 %
2024	July	799.8	790.1	-1.2 %
2024	August	803.9	388.6	-51.7 %
2024	September	653.5	713.5	9.2 %
2024	October	188.8	224.1	18.7 %
2024	November	0.0	73.9	0.0 %
2024	December	7.5	6.5	-13.3 %
Total		4,707.0	4,437.7	-5.7 %

Commercial Vehicle Metres

Year	Month	Last Year	This Year	Variance %
2024	January	6,564.5	6,304.7	-4.0 %
2024	February	7,666.0	6,436.2	-16.0 %
2024	March	8,356.4	6,138.8	-26.5 %
2024	April	7,655.0	8,360.1	9.2 %
2024	May	9,581.0	9,191.0	-4.1 %
2024	June	8,010.2	9,789.6	22.2 %
2024	July	7,832.8	9,338.7	19.2 %
2024	August	12,728.3	10,402.2	-18.3 %
2024	September	8,221.5	7,915.9	-3.7 %
2024	October	7,360.2	8,382.1	13.9 %
2024	November	8,727.8	7,929.7	-9.1 %
2024	December	5,935.0	5,486.4	-7.6 %
Total		98,638.7	95,675.4	-3.0 %



This Month YoY

1,014

LY: (Blank) (+Infinity)

YoY

84,382

LY: 79,124 (+6.65%)



This Month YoY


470

LY: (Blank) (+Infinity)

YoY

33,737

LY: 30,996 (+8.84%)



This Month YoY

0.0

LY: (Blank) (+NaN)

YoY

857.0

LY: 1.4K (-38.35%)



This Month YoY

318.7

LY: (Blank) (+Infinity)

YoY

15.2K

LY: 10.3K (+48.23%)

Passengers

Year	Month	Last Year	This Year	Variance %
2024	January	713	451	-36.7 %
2024	February	985	2,237	127.1 %
2024	March	2,365	4,278	80.9 %
2024	April	9,175	7,189	-21.6 %
2024	May	10,922	11,873	8.7 %
2024	June	12,073	10,224	-15.3 %
2024	July	12,480	13,672	9.6 %
2024	August	14,557	14,719	1.1 %
2024	September	10,514	11,516	9.5 %
2024	October	4,715	5,647	19.8 %
2024	November	625	1,562	149.9 %
2024	December		1,014	
Total		79,124	84,382	6.6 %

Cars

Year	Month	Last Year	This Year	Variance %
2024	January	370	230	-37.8 %
2024	February	519	1,170	125.4 %
2024	March	1,217	2,008	65.0 %
2024	April	3,911	3,090	-21.0 %
2024	May	4,299	4,492	4.5 %
2024	June	4,496	3,926	-12.7 %
2024	July	4,526	4,883	7.9 %
2024	August	5,112	5,416	5.9 %
2024	September	4,094	4,654	13.7 %
2024	October	2,132	2,619	22.8 %
2024	November	320	779	143.4 %
2024	December		470	0.0 %
Total		30,996	33,737	8.8 %

Coach Metres

Year	Month	Last Year	This Year	Variance %
2024	January	0.0	7.0	0.0 %
2024	February	0.0	0.0	0.0 %
2024	March	0.0	45.0	0.0 %
2024	April	37.9	6.7	-82.3 %
2024	May	459.3	216.0	-53.0 %
2024	June	337.0	144.5	-57.1 %
2024	July	146.0	75.0	-48.6 %
2024	August	142.0	116.0	-18.3 %
2024	September	227.9	235.9	3.5 %
2024	October	40.0	10.9	-72.8 %
2024	November	0.0	0.0	0.0 %
2024	December		0.0	0.0 %
Total		1,390.1	857.0	-38.3 %

Commercial Vehicle Metres

Year	Month	Last Year	This Year	Variance %
2024	January	500.1	288.0	-42.4 %
2024	February	450.5	1,114.7	147.4 %
2024	March	1,106.9	1,826.4	65.0 %
2024	April	1,183.0	3,216.0	171.9 %
2024	May	1,248.0	1,193.5	-4.4 %
2024	June	717.0	876.5	22.2 %
2024	July	1,923.0	1,373.8	-28.6 %
2024	August	1,295.0	1,492.4	15.2 %
2024	September	805.0	1,688.0	109.7 %
2024	October	960.8	1,318.0	37.2 %
2024	November	73.0	506.0	593.2 %
2024	December		318.7	0.0 %
Total		10,262.3	15,212.0	48.2 %



This Month YoY

487

LY: 481 (+1.25%)

YoY

1,701

LY: 1,119 (+52.01%)



This Month YoY


222

LY: 239 (-7.11%)

YoY

836

LY: 588 (+42.18%)



This Month YoY

0.0

LY: 0.0

YoY

0.0

LY: 0.0



This Month YoY

325.8

LY: 303.0 (+7.52%)

YoY

1.0K

LY: 724.0 (+40.17%)

Passengers

Year	Month	Last Year	This Year	Variance %
2024	January		409	
2024	February		182	
2024	March		155	
2024	April		47	
2024	September	90		-100.0 %
2024	October	87	149	71.3 %
2024	November	454	272	-40.1 %
2024	December	488	487	-0.2 %
Total		1,119	1,701	52.0 %

Cars

Year	Month	Last Year	This Year	Variance %
2024	January		221	0.0 %
2024	February		95	0.0 %
2024	March		73	0.0 %
2024	April		18	0.0 %
2024	September	54		-100.0 %
2024	October	46	64	39.1 %
2024	November	247	143	-42.1 %
2024	December	241	222	-7.9 %
Total		588	836	42.2 %

Coach Metres

Year	Month	Last Year	This Year	Variance %
2024	January		0.0	0.0 %
2024	February		0.0	0.0 %
2024	March		0.0	0.0 %
2024	April		0.0	0.0 %
2024	September	0.0		0.0 %
2024	October	0.0	0.0	0.0 %
2024	November	0.0	0.0	0.0 %
2024	December	0.0	0.0	0.0 %
Total		0.0	0.0	0.0 %

Commercial Vehicle Metres

Year	Month	Last Year	This Year	Variance %
2024	January		275.0	0.0 %
2024	February		188.5	0.0 %
2024	March		58.5	0.0 %
2024	April		10.0	0.0 %
2024	September	40.0		-100.0 %
2024	October	48.0	18.5	-61.5 %
2024	November	319.0	138.5	-56.6 %
2024	December	317.0	325.8	2.8 %
Total		724.0	1,014.8	40.2 %



Cars



Ardrossan - Brodick

Year	Month	Last Year	This Year	Var %
2024	January	7,406	6,548	-11.6 %
2024	February	8,270	6,637	-19.7 %
2024	March	9,712	9,310	-4.1 %
2024	April	11,207	13,358	19.2 %
2024	May	13,135	16,940	29.0 %
2024	June	14,333	17,214	20.1 %
2024	July	17,778	18,725	5.3 %
2024	August	19,104	18,307	-4.2 %
2024	September	14,705	15,147	3.0 %
2024	October	10,925	12,581	15.2 %
2024	November	8,128	9,502	16.9 %
2024	December	7,197	6,832	-5.1 %
Total		141,900	151,101	6.5 %

Claonaig - Lochranza

Year	Month	Last Year	This Year	Var %
2024	January	298	63	-78.9 %
2024	February	427	755	76.8 %
2024	March	964	1,055	9.4 %
2024	April	3,067	2,057	-32.9 %
2024	May	2,328	2,986	28.3 %
2024	June	2,032	2,947	45.0 %
2024	July	2,313	4,012	73.5 %
2024	August	2,529	4,475	76.9 %
2024	September	2,152	3,630	68.7 %
2024	October	1,201	2,046	70.4 %
2024	November	19	591	3010.5 %
2024	December		382	0.0 %
Total		17,330	24,999	44.3 %

Tarbert LF - Lochranza

Year	Month	Last Year	This Year	Var %
2024	January		125	0.0 %
2024	February		47	0.0 %
2024	March		52	0.0 %
2024	April		0	0.0 %
2024	September	26		-100.0 %
2024	October	23	42	82.6 %
2024	November	155	97	-37.4 %
2024	December	142	177	24.6 %
Total		346	540	56.1 %



LGVs



Ardrossan - Brodick

Year	Month	Last Year	This Year	Var %
2024	January	598	694	16.1 %
2024	February	625	647	3.5 %
2024	March	685	844	23.2 %
2024	April	560	1,240	121.4 %
2024	May	814	1,432	75.9 %
2024	June	1,080	1,324	22.6 %
2024	July	972	1,293	33.0 %
2024	August	1,106	1,166	5.4 %
2024	September	925	1,204	30.2 %
2024	October	731	1,252	71.3 %
2024	November	821	1,281	56.0 %
2024	December	663	879	32.6 %
Total		9,580	13,256	38.4 %

Claonaig - Lochranza


Year	Month	Last Year	This Year	Var %
2024	January	48	9	-81.3 %
2024	February	58	79	36.2 %
2024	March	162	125	-22.8 %
2024	April	330	126	-61.8 %
2024	May	151	137	-9.3 %
2024	June	60	127	111.7 %
2024	July	69	239	246.4 %
2024	August	68	198	191.2 %
2024	September	54	255	372.2 %
2024	October	84	244	190.5 %
2024	November	0	86	0.0 %
2024	December		44	0.0 %
Total		1,084	1,669	54.0 %

Tarbert LF - Lochranza

Year	Month	Last Year	This Year	Var %
2024	January		20	0.0 %
2024	February		8	0.0 %
2024	March		10	0.0 %
2024	April		0	0.0 %
2024	September	0		0.0 %
2024	October	0	6	0.0 %
2024	November	20	28	40.0 %
2024	December	15	35	133.3 %
Total		35	107	205.7 %



Motorhomes



Ardrossan - Brodick

Year	Month	Last Year	This Year	Var %
2024	January	119	140	17.6 %
2024	February	158	136	-13.9 %
2024	March	191	297	55.5 %
2024	April	513	551	7.4 %
2024	May	777	973	25.2 %
2024	June	813	841	3.4 %
2024	July	874	812	-7.1 %
2024	August	1,106	744	-32.7 %
2024	September	1,086	921	-15.2 %
2024	October	434	526	21.2 %
2024	November	225	296	31.6 %
2024	December	177	179	1.1 %
Total		6,473	6,416	-0.9 %

Claonaig - Lochranza


Year	Month	Last Year	This Year	Var %
2024	January	12	2	-83.3 %
2024	February	23	33	43.5 %
2024	March	62	64	3.2 %
2024	April	436	333	-23.6 %
2024	May	423	668	57.9 %
2024	June	338	568	68.0 %
2024	July	282	521	84.8 %
2024	August	326	559	71.5 %
2024	September	422	719	70.4 %
2024	October	144	251	74.3 %
2024	November	0	55	0.0 %
2024	December		20	0.0 %
Total		2,468	3,793	53.7 %

Tarbert LF - Lochranza

Year	Month	Last Year	This Year	Var %
2024	January		4	0.0 %
2024	February		3	0.0 %
2024	March		0	0.0 %
2024	April		0	0.0 %
2024	September	2		-100.0 %
2024	October	4	9	125.0 %
2024	November	9	7	-22.2 %
2024	December	7	6	-14.3 %
Total		22	29	31.8 %



Reliability & Punctuality



Reliability

Route		Ardrossan - Brodick		Claonaig - Lochranza		Tarbert LF - Lochranza	
Year	Month	Contractual	Actual	Contractual	Actual	Contractual	Actual
2024	January	99.3%	75.3%	100.0%	100.0%	96.5%	73.7%
	February	99.6%	67.7%	100.0%	100.0%	100.0%	50.9%
	March	100.0%	80.7%	100.0%	100.0%	100.0%	10.7%
	April	100.0%	82.5%	100.0%	93.3%	100.0%	100.0%
	May	98.2%	93.2%	100.0%	100.0%	100.0%	100.0%
	June	99.5%	98.4%	100.0%	100.0%	100.0%	100.0%
	July	98.6%	95.7%	100.0%	100.0%	100.0%	100.0%
	August	93.2%	88.7%	100.0%	97.8%	100.0%	100.0%
	September	89.7%	79.0%	100.0%	99.6%	100.0%	100.0%
	October	96.0%	80.1%	100.0%	83.6%	100.0%	50.0%
	November	100.0%	89.0%	100.0%	100.0%	100.0%	73.3%
	December	99.6%	65.0%	100.0%	100.0%	100.0%	89.7%
Total		97.9%	84.5%	100.0%	96.8%	99.3%	59.7%

Punctuality

Route		Ardrossan - Brodick		Claonaig - Lochranza		Tarbert LF - Lochranza	
Year	Month	Contractual	Actual	Contractual	Actual	Contractual	Actual
2024	January	97.3%	68.9%	100.0%	100.0%	100.0%	95.2%
	February	96.9%	39.8%	100.0%	100.0%	100.0%	93.1%
	March	96.9%	58.8%	100.0%	100.0%	100.0%	100.0%
	April	94.9%	68.6%	100.0%	90.5%	100.0%	100.0%
	May	94.9%	77.4%	99.2%	98.3%	100.0%	100.0%
	June	96.2%	83.7%	100.0%	94.3%	100.0%	100.0%
	July	89.1%	65.4%	100.0%	97.8%	100.0%	100.0%
	August	82.1%	54.0%	100.0%	91.3%	100.0%	100.0%
	September	93.0%	63.9%	98.9%	83.8%	100.0%	100.0%
	October	99.2%	83.5%	100.0%	92.4%	100.0%	100.0%
	November	98.8%	93.1%	100.0%	100.0%	100.0%	63.6%
	December	99.5%	83.7%	100.0%	100.0%	100.0%	57.7%
Total		94.2%	70.6%	99.7%	93.0%	100.0%	76.4%



Reliability & Punctuality Summary

Summary of Scheduled, Operated, Cancelled & Diverted Sailings
by Route & Leg

Year	Month	Route	Leg	Operated Sailings	Scheduled Sailings	Additional Sailings	Cancelled Sailings	Diverted Sailings
2024	December	Ardrossan - Brodick	Ardrossan-Brodick	86	141	1	56	0
2024	December	Ardrossan - Brodick	Brodick-Ardrossan	86	127	2	43	0
2024	December	Ardrossan - Brodick	Brodick-Troon	52	15	37	0	15
2024	December	Ardrossan - Brodick	Troon-Brodick	51		51	0	0
2024	December	Claonaig - Lochranza	Claonaig-Lochranza	66		66	0	0
2024	December	Claonaig - Lochranza	Claonaig-Tarbert (Loch Fyne)	1		1	0	1
2024	December	Claonaig - Lochranza	Lochranza-Claonaig	66		66	0	0
2024	December	Claonaig - Lochranza	Lochranza-Tarbert (Loch Fyne)	1		1	0	1
2024	December	Tarbert LF - Lochranza	Lochranza-Claonaig	1	1	0	0	1
2024	December	Tarbert LF - Lochranza	Lochranza-Tarbert (Loch Fyne)	27	28	2	3	1
2024	December	Tarbert LF - Lochranza	Tarbert (Loch Fyne)-Lochranza	29	29	3	3	0
Total				466	341	230	105	19

Summary of Cancellations, Lateness & Relief Events
by Route & Leg

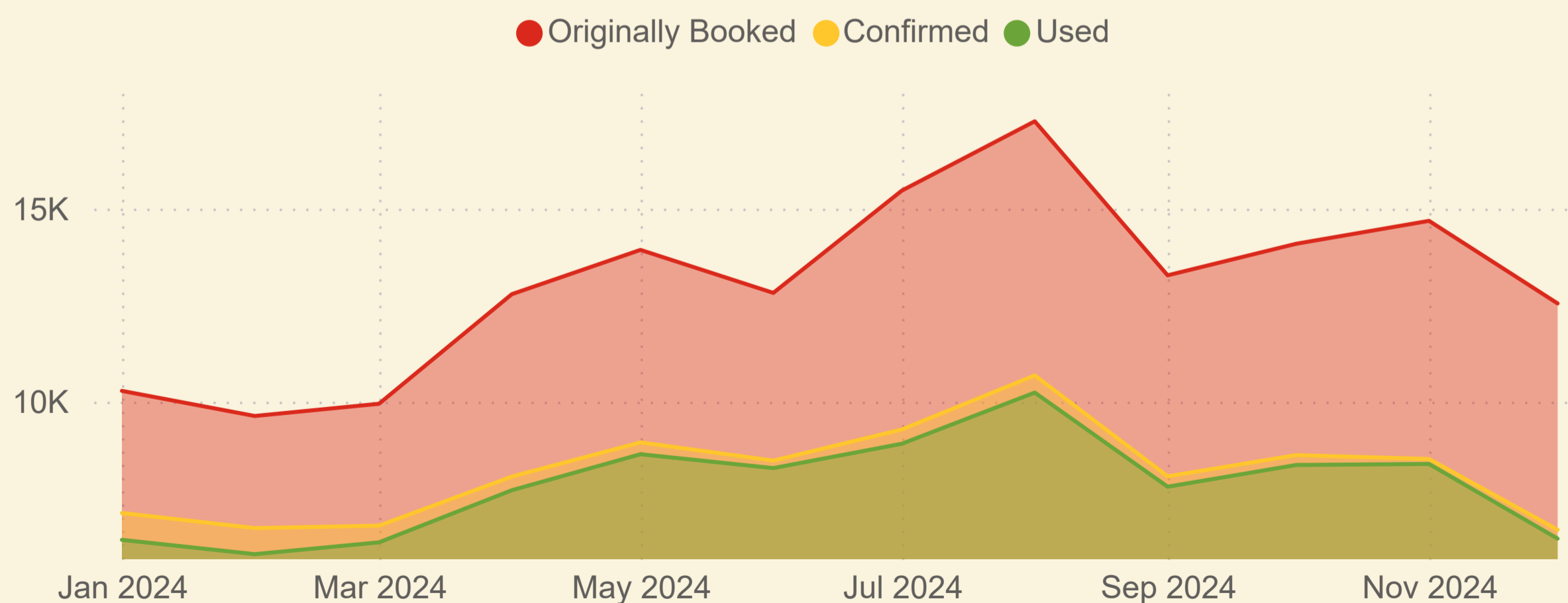
Year	Month	Route	Leg	Cancelled Sailings	Cancelled (Relief)	Cancelled (No Relief)	On Time	Level 1 Late	Level 1 (Relief)	Level 1 (No Relief)	Level 2 Late	Level 2 (Relief)	Level 2 (No Relief)
2024	December	Ardrossan - Brodick	Ardrossan-Brodick	56	55	1	72	7	7	0	6	6	0
2024	December	Ardrossan - Brodick	Brodick-Ardrossan	43	43	0	73	7	7	0	4	3	1
2024	December	Ardrossan - Brodick	Brodick-Troon	0	0	0	9	1	1	0	5	5	0
2024	December	Tarbert LF - Lochranza	Lochranza-Claonaig	0	0	0	1	0	0	0	0	0	0
2024	December	Tarbert LF - Lochranza	Lochranza-Tarbert (Loch Fyne)	3	3	0	3	0	0	0	22	22	0
2024	December	Tarbert LF - Lochranza	Tarbert (Loch Fyne)-Lochranza	3	3	0	26	0	0	0	0	0	0
Total				105	104	1	184	15	15	0	37	36	1



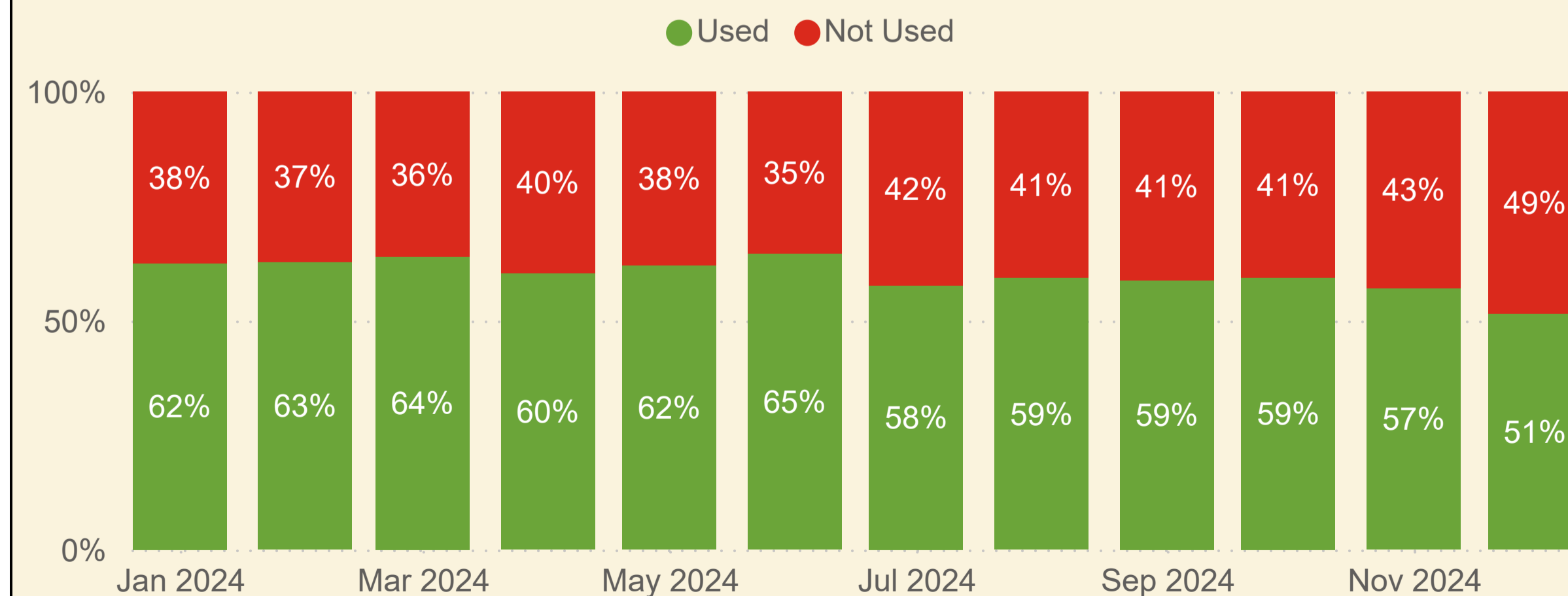
Block Booked vs Utilised

Route Name	Month Year	Originally Booked	Booked 24hrs Prior	Confirmed	No Show	Used	Confirmed vs Block Booked	Used vs Confirmed	Used vs Block Booked
Ardrossan - Brodick	Jan-2024	10,278	8,412	7,115	696	6,419	69%	90%	62%
Ardrossan - Brodick	Feb-2024	9,627	8,230	6,724	676	6,048	70%	90%	63%
Ardrossan - Brodick	Mar-2024	9,944	7,970	6,786	432	6,354	68%	94%	64%
Ardrossan - Brodick	Apr-2024	12,783	9,382	8,059	354	7,705	63%	96%	60%
Ardrossan - Brodick	May-2024	13,929	10,131	8,943	307	8,637	64%	97%	62%
Ardrossan - Brodick	Jun-2024	12,815	9,366	8,471	194	8,277	66%	98%	65%
Ardrossan - Brodick	Jul-2024	15,465	10,601	9,278	370	8,909	60%	96%	58%
Ardrossan - Brodick	Aug-2024	17,260	12,292	10,678	445	10,233	62%	96%	59%
Ardrossan - Brodick	Sep-2024	13,270	9,461	8,065	270	7,795	61%	97%	59%
Ardrossan - Brodick	Oct-2024	14,088	10,180	8,614	256	8,358	61%	97%	59%
Ardrossan - Brodick	Nov-2024	14,681	10,510	8,514	129	8,385	58%	98%	57%
Ardrossan - Brodick	Dec-2024	12,542	9,051	6,679	228	6,451	53%	97%	51%
Total		156,681	115,585	97,925	4,354	93,571	62%	96%	60%

Commercial Block Booking Utilisation Trend (Last 12 Months)



Used vs Block Booked % (Last 12 Months)



Note: This report shows block bookings made by block booking customers for any commercial vehicle over 6 metres in length or any LGV that consumes High Lane Metreage. It does not include any bookings on sailings that were cancelled by CalMac. High Lane Metreage refers to deck meterage for high vehicles such as Commercials or LGVs.