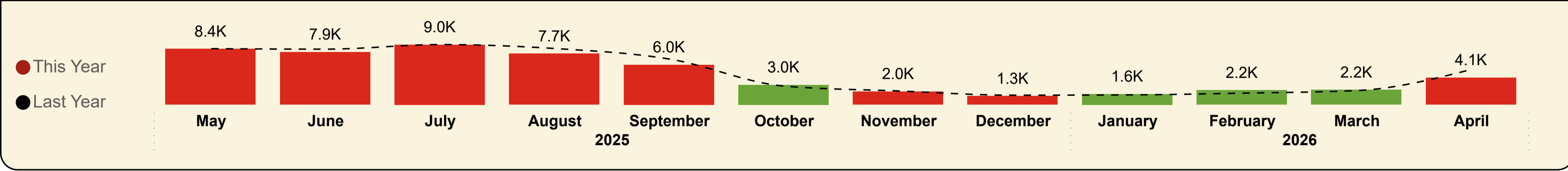




Shipped Passengers


Ardmhor (Barra) - Eriskay



This Month YoY
4,057
LY: 5,302 (-23.48%)

YoY
55,306
LY: 58,007 (-4.7%)

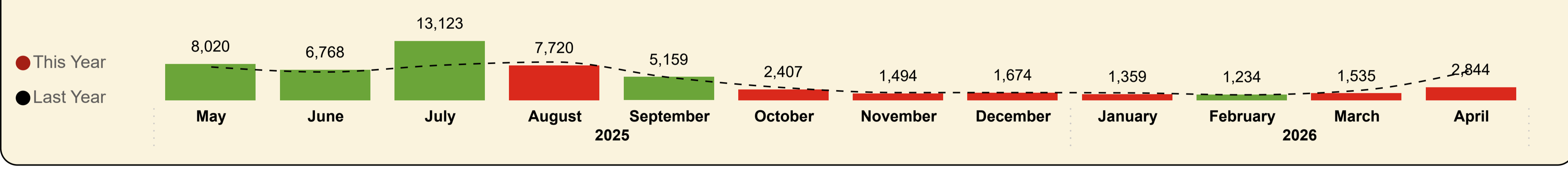
Mallaig - Lochboisdale



This Month YoY
0
LY: 459 (-100%)

YoY
20,480
LY: 23,245 (-11.9%)

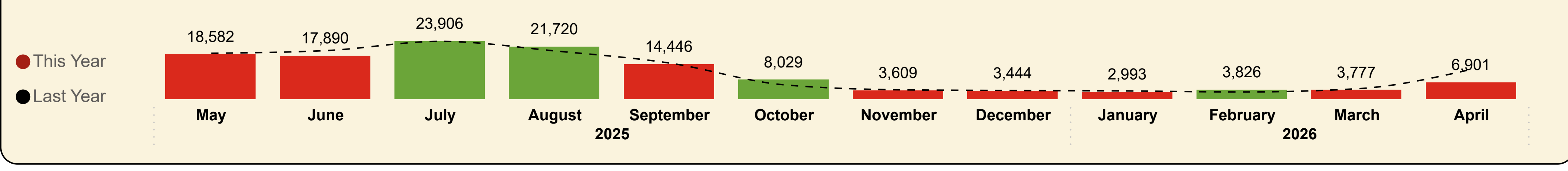
Oban - Castlebay/Lochboisdale



This Month YoY
2,844
LY: 6,539 (-56.51%)

YoY
53,337
LY: 52,420 (+1.7%)

South Uist Total



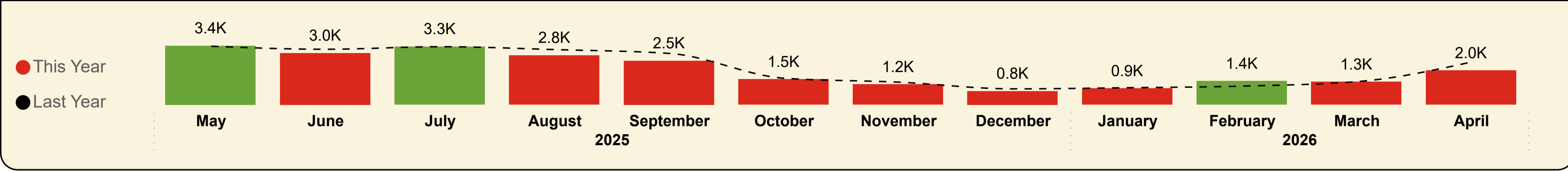
This Month YoY
6,901
LY: 12,300 (-43.89%)

YoY
129,123
LY: 133,672 (-3.4%)



Shipped Cars

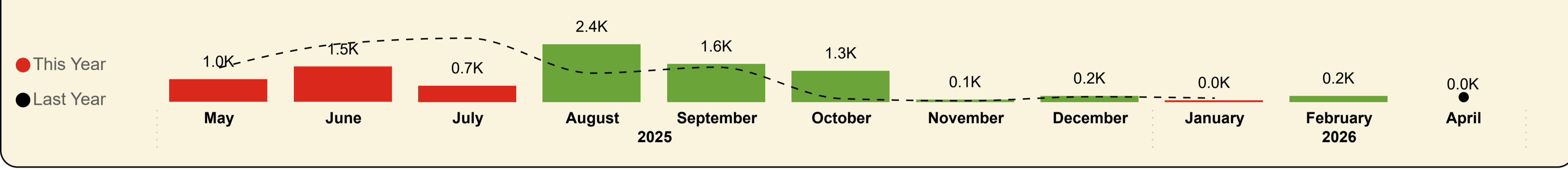
Ardmhor (Barra) - Eriskay



This Month YoY
1,967
LY: 2,454 (-19.85%)

YoY
24,059
LY: 25,546 (-5.8%)

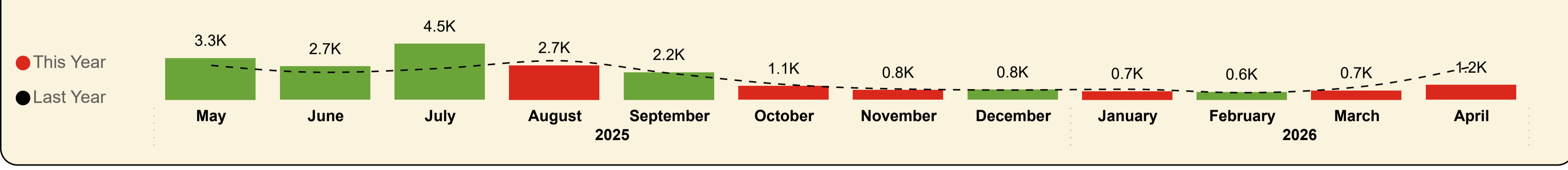
Mallaig - Lochboisdale



This Month YoY
0
LY: 198 (-100%)

YoY
9,097
LY: 10,032 (-9.3%)

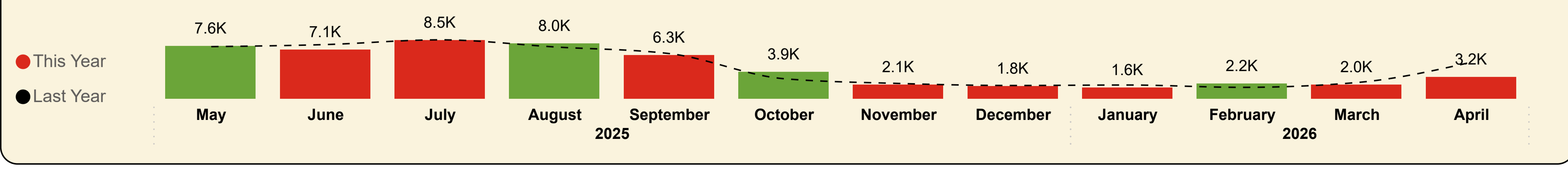
Oban - Castlebay/Lochboisdale



This Month YoY
1,184
LY: 2,632 (-55.02%)

YoY
21,213
LY: 20,541 (+3.3%)

South Uist Total



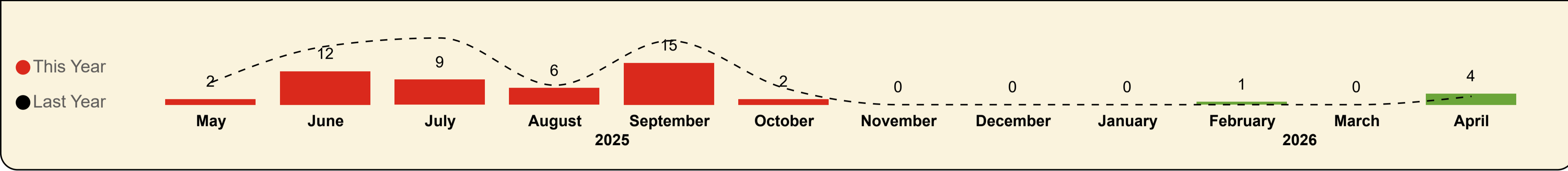
This Month YoY
3,151
LY: 5,284 (-40.37%)

YoY
54,369
LY: 56,119 (-3.1%)



Shipped Coaches

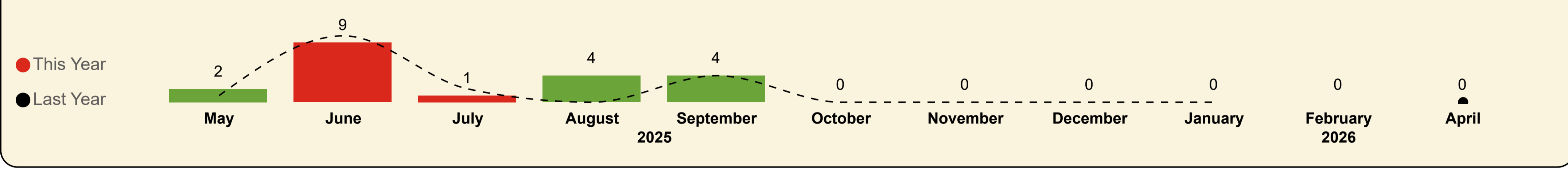
Ardmhor (Barra) - Eriskay



This Month YoY
4
LY: 3 (+33.33%)

YoY
51
LY: 92 (-44.6%)

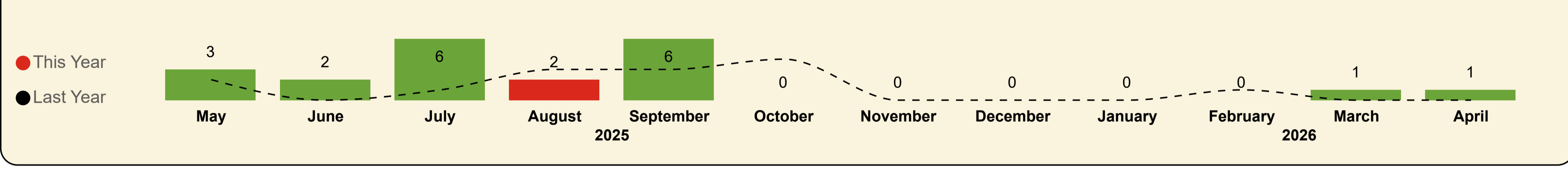
Mallaig - Lochboisdale



This Month YoY
0
LY: 0

YoY
20
LY: 17 (+17.6%)

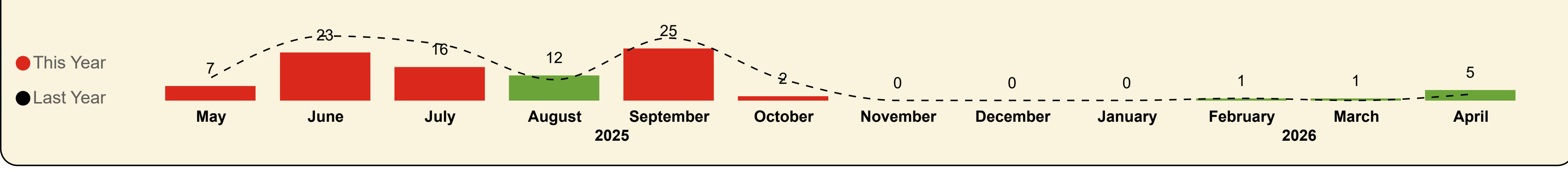
Oban - Castlebay/Lochboisdale



This Month YoY
1
LY: 0

YoY
21
LY: 14 (+50%)

South Uist Total



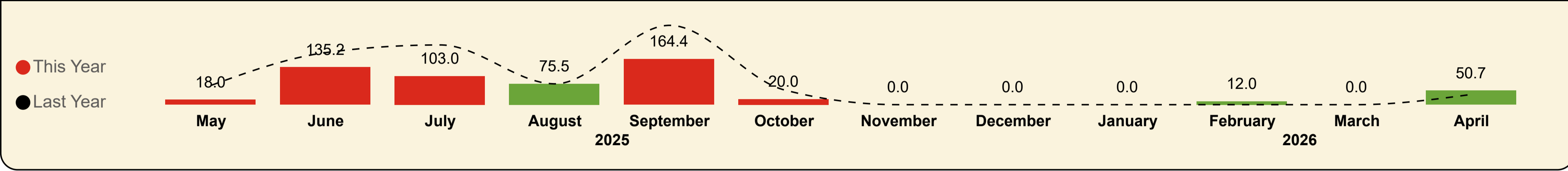
This Month YoY
5
LY: 3 (+66.67%)

YoY
92
LY: 123 (-25.2%)



Shipped Coach Metres

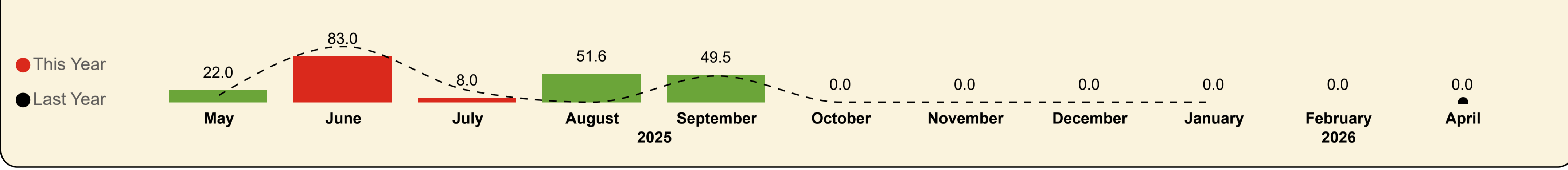
Ardmhor (Barra) - Eriskay



This Month YoY
50.7
LY: 37.0 (+37%)

YoY
578.8
LY: 923.0 (-37.3%)

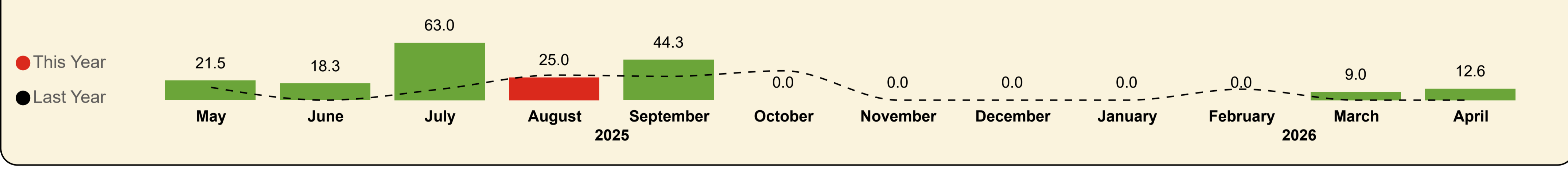
Mallaig - Lochboisdale



This Month YoY
0.0
LY: 0.0

YoY
214.1
LY: 182.2 (+17.5%)

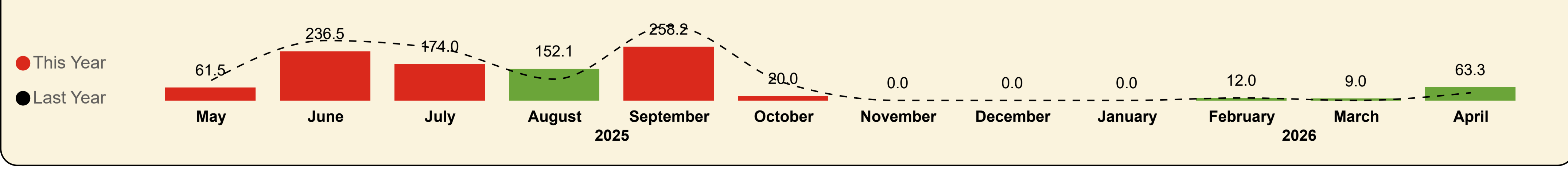
Oban - Castlebay/Lochboisdale



This Month YoY
12.6
LY: 0.0

YoY
193.7
LY: 123.8 (+56.5%)

South Uist Total



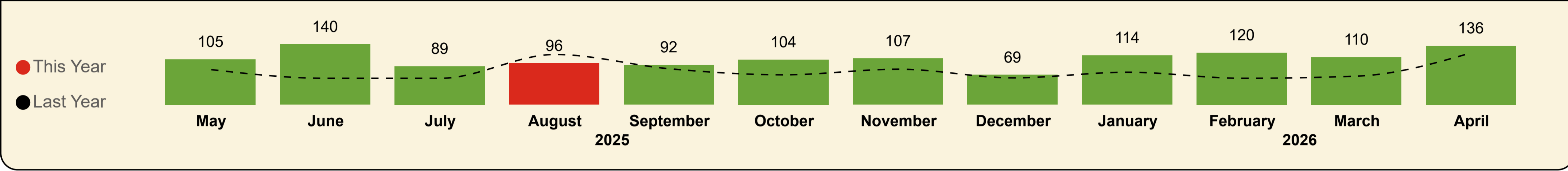
This Month YoY
63.3
LY: 37.0 (+71.1%)

YoY
986.6
LY: 1.2K (-19.7%)



Shipped Commercial Vehicles

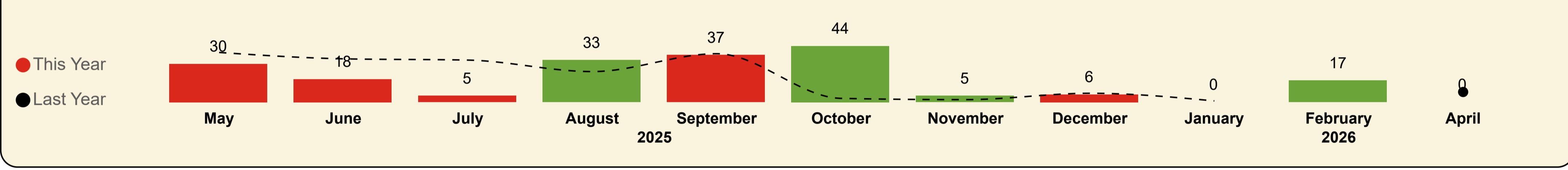
Ardmhor (Barra) - Eriskay



This Month YoY
136
LY: 120 (+13.3%)

YoY
1,282
LY: 937 (+36.8%)

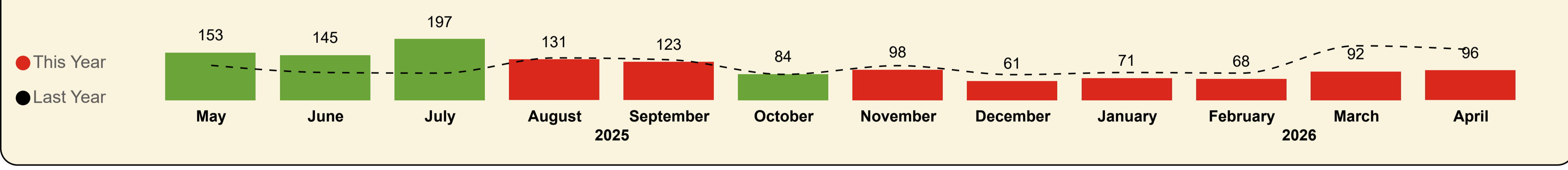
Mallaig - Lochboisdale



This Month YoY
0
LY: 8 (-100%)

YoY
195
LY: 189 (+3.2%)

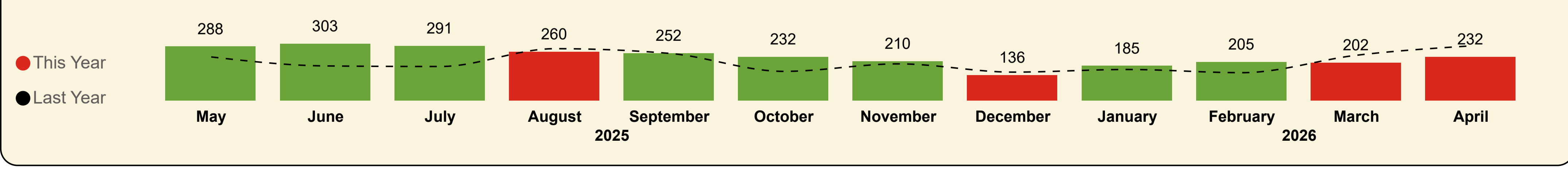
Oban - Castlebay/Lochboisdale



This Month YoY
96
LY: 163 (-41.1%)

YoY
1,319
LY: 1,344 (-1.9%)

South Uist Total



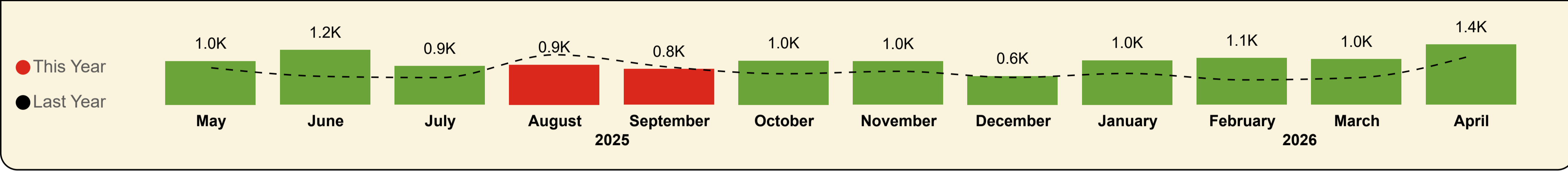
This Month YoY
232
LY: 291 (-20.3%)

YoY
2,796
LY: 2,470 (+13.2%)



Shipped Commercial Vehicle Metres

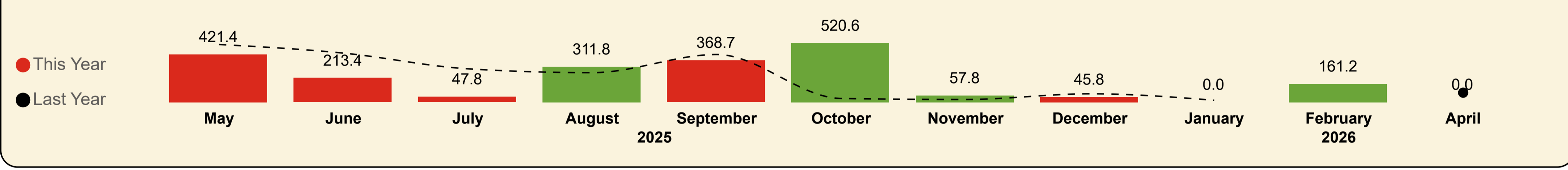
Ardmhor (Barra) - Eriskay



This Month YoY
1.4K
LY: 1.1K (+22.7%)

YoY
11.9K
LY: 9.1K (+30.1%)

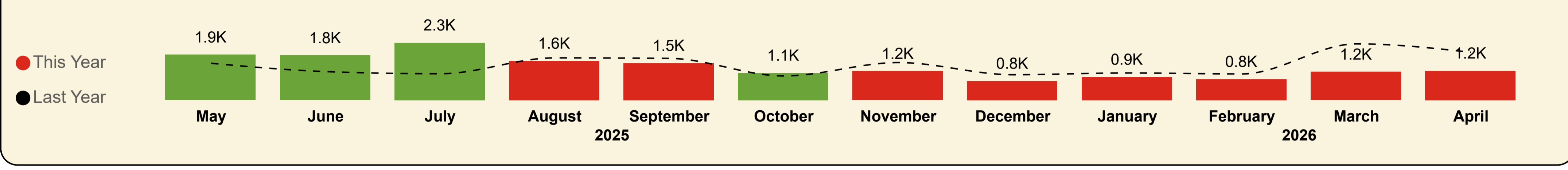
Mallaig - Lochboisdale



This Month YoY
0.0
LY: 83.6 (-100%)

YoY
2.1K
LY: 2.1K (+0.1%)

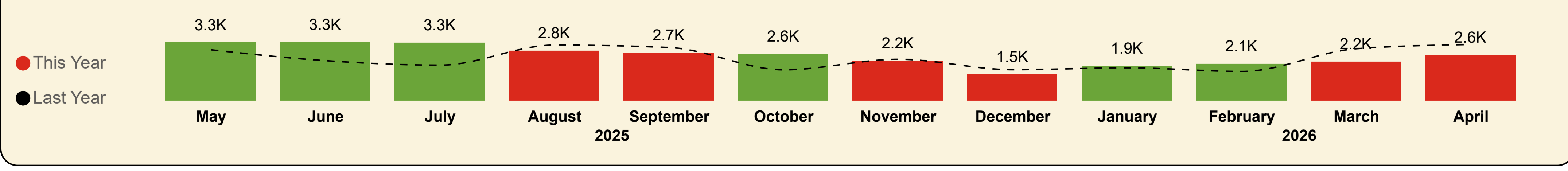
Oban - Castlebay/Lochboisdale



This Month YoY
1.2K
LY: 2.0K (-39.1%)

YoY
16.4K
LY: 17.2K (-4.9%)

South Uist Total



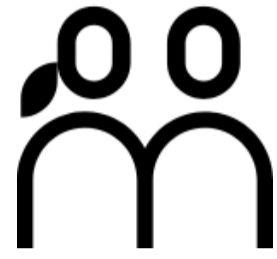
This Month YoY
2.6K
LY: 3.2K (-18.9%)

YoY
30.4K
LY: 28.5K (+6.7%)



South Uist Total

Contractual Carrying Groups



This Month YoY	YoY
6,901	129,123
LY: 12,300 (-43.9%)	LY: 133,672 (-3.4%)

Passengers



This Month YoY	YoY
3,151	54,369
LY: 5,284 (-40.4%)	LY: 56,119 (-3.1%)

Cars



This Month YoY	YoY
63.30	986.60
LY: 37.00 (+71.1%)	LY: 1.23K (-19.7%)

Coach Metres



This Month YoY	YoY
2.55K	30.40K
LY: 3.15K (-18.9%)	LY: 28.49K (+6.7%)

Commercial Vehicle Metres

Year	Month	Last Year	This Year	Variance
2025	May	18,946	18,582	-1.9%
2025	June	20,040	17,890	-10.7%
2025	July	23,863	23,906	0.2%
2025	August	19,908	21,720	9.1%
2025	September	14,885	14,446	-2.9%
2025	October	5,874	8,029	36.7%
2025	November	3,823	3,609	-5.6%
2025	December	3,528	3,444	-2.4%
2026	January	3,339	2,993	-10.4%
2026	February	2,916	3,826	31.2%
2026	March	4,250	3,777	-11.1%
2026	April	12,300	6,901	-43.9%
Total		133,672	129,123	-3.4%

Year	Month	Last Year	This Year	Variance
2025	May	6,108	7,647	1.4%
2025	June	6,826	7,122	-9.1%
2025	July	7,520	8,478	-0.5%
2025	August	6,579	8,001	6.8%
2025	September	5,490	6,311	-3.3%
2025	October	2,332	3,872	34.4%
2025	November	1,726	2,050	-6.7%
2025	December	1,459	1,841	-3.2%
2026	January	1,751	1,633	-17.1%
2026	February	1,460	2,220	36.0%
2026	March	2,157	2,043	-12.4%
2026	April	4,929	3,151	-40.4%
Total		48,337	54,369	-3.1%

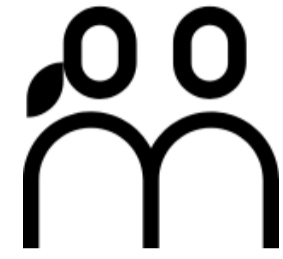
Year	Month	Last Year	This Year	Variance
2025	May	71.3	61.5	-36.1%
2025	June	279.1	236.5	-17.9%
2025	July	176.0	174.0	-30.0%
2025	August	168.5	152.1	48.4%
2025	September	206.1	258.2	-28.1%
2025	October	69.8	20.0	-76.6%
2025	November	0.0	0.0	0.0%
2025	December	0.0	0.0	0.0%
2026	January	0.0	0.0	0.0%
2026	February	25.6	12.0	0.0%
2026	March	0.0	9.0	0.0%
2026	April	38.9	63.3	71.1%
Total		1,035.3	986.6	-19.7%

Year	Month	Last Year	This Year	Variance
2025	May	2,357.9	3,268.2	14.6%
2025	June	1,842.8	3,279.7	46.4%
2025	July	1,836.7	3,265.9	64.2%
2025	August	2,606.6	2,812.9	-9.8%
2025	September	2,573.0	2,686.6	-9.9%
2025	October	1,431.6	2,618.6	51.8%
2025	November	1,889.0	2,232.4	-3.7%
2025	December	1,505.6	1,477.4	-14.7%
2026	January	1,760.3	1,947.1	6.0%
2026	February	1,389.0	2,065.8	26.4%
2026	March	2,588.0	2,193.5	-24.7%
2026	April	2,885.2	2,554.5	-18.9%
Total		24,665.5	30,402.5	6.7%



Ardmhor (Barra) - Eriskay

Contractual Carrying Groups



This Month YoY	YoY
4,057	55,306
LY: 5,302 (-23.5%)	LY: 58,007 (-4.7%)

Passengers



This Month YoY	YoY
1,967	24,059
LY: 2,454 (-19.8%)	LY: 25,546 (-5.8%)

Cars



This Month YoY	YoY
50.70	578.80
LY: 37.00 (+37%)	LY: 923.00 (-37.3%)

Coach Metres



This Month YoY	YoY
1.36K	11.89K
LY: 1.11K (+22.7%)	LY: 9.13K (+30.1%)

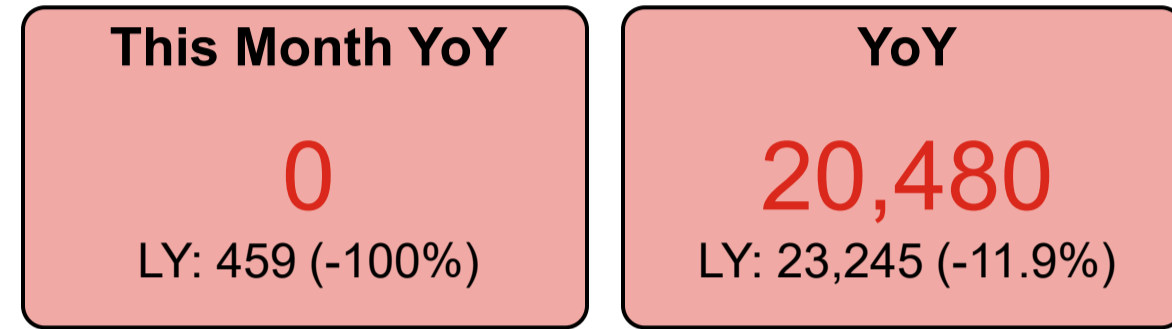
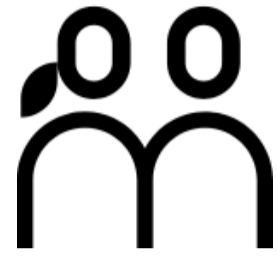
Commercial Vehicle Metres

Year	Month	Last Year	This Year	Variance
2025	May	8,418	8,380	-0.5%
2025	June	8,344	7,910	-5.2%
2025	July	9,036	9,020	-0.2%
2025	August	8,443	7,672	-9.1%
2025	September	6,853	5,992	-12.6%
2025	October	2,797	2,982	6.6%
2025	November	2,060	1,971	-4.3%
2025	December	1,426	1,290	-9.5%
2026	January	1,470	1,611	9.6%
2026	February	1,732	2,179	25.8%
2026	March	2,126	2,242	5.5%
2026	April	5,302	4,057	-23.5%
Total		58,007	55,306	-4.7%

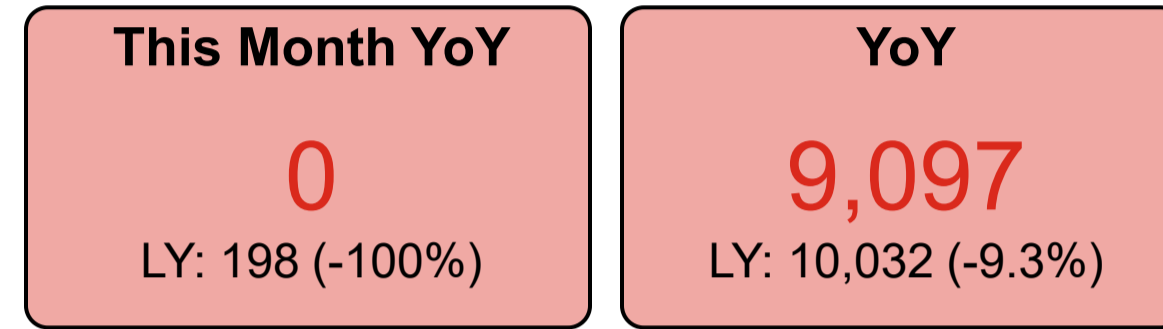
Year	Month	Last Year	This Year	Variance
2025	May	2,012	3,390	0.8%
2025	June	2,143	2,971	-6.8%
2025	July	2,193	3,339	0.1%
2025	August	2,582	2,837	-10.4%
2025	September	2,051	2,529	-14.2%
2025	October	1,068	1,460	-4.1%
2025	November	885	1,173	-9.4%
2025	December	482	782	-14.0%
2026	January	819	941	-3.6%
2026	February	939	1,355	27.0%
2026	March	1,190	1,315	-0.8%
2026	April	2,175	1,967	-19.8%
Total		18,539	24,059	-5.8%

Year	Month	Last Year	This Year	Variance
2025	May	37.7	18.0	-74.2%
2025	June	195.4	135.2	-27.9%
2025	July	123.8	103.0	-52.1%
2025	August	134.0	75.5	0.7%
2025	September	132.8	164.4	-42.4%
2025	October	37.6	20.0	-62.5%
2025	November	0.0	0.0	0.0%
2025	December	0.0	0.0	0.0%
2026	January	0.0	0.0	0.0%
2026	February	13.6	12.0	0.0%
2026	March	0.0	0.0	0.0%
2026	April	38.9	50.7	37.0%
Total		713.8	578.8	-37.3%

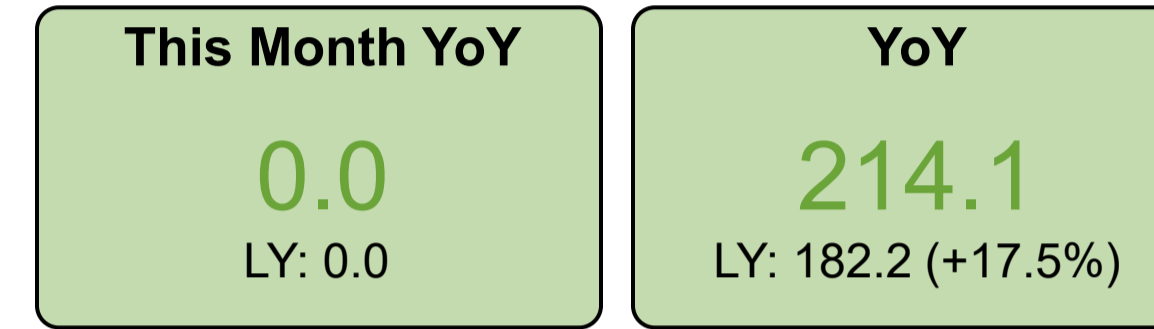
Year	Month	Last Year	This Year	Variance
2025	May	394.3	985.8	18.1%
2025	June	218.6	1,237.3	93.5%
2025	July	305.0	874.7	42.6%
2025	August	746.8	904.0	-20.0%
2025	September	629.9	809.8	-4.9%
2025	October	476.2	994.1	41.9%
2025	November	470.2	983.0	30.0%
2025	December	392.2	648.0	4.9%
2026	January	695.0	1,002.8	41.7%
2026	February	449.2	1,054.9	87.8%
2026	March	512.9	1,032.5	68.7%
2026	April	936.5	1,361.7	22.7%
Total		6,226.8	11,888.6	30.1%



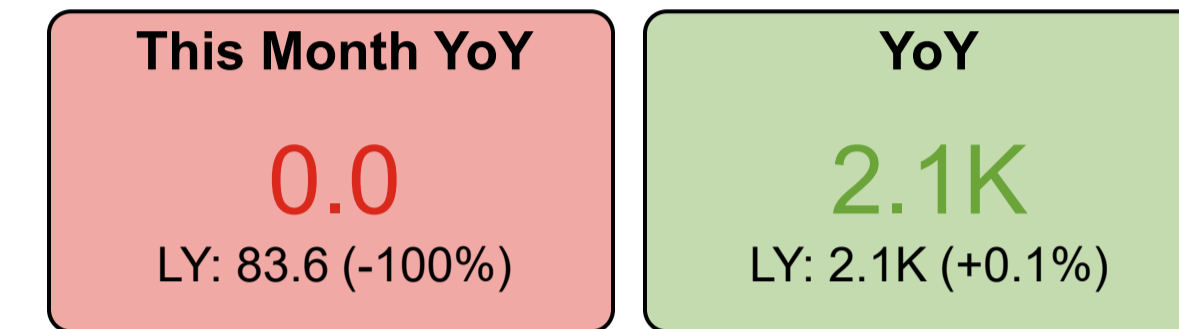
Passengers



Cars



Coach Metres



Commercial Vehicle Metres

Year	Month	Last Year	This Year	Variance
2025	May	3,176	2,182	-31.3%
2025	June	5,456	3,212	-41.1%
2025	July	7,091	1,763	-75.1%
2025	August	3,014	6,328	110.0%
2025	September	2,993	3,295	10.1%
2025	October	300	2,640	780.0%
2025	November	82	144	75.6%
2025	December	421	480	14.0%
2026	January	253	23	-90.9%
2026	February		413	
2026	April	459	0	-100.0%
Total		23,245	20,480	-11.9%

Year	Month	Last Year	This Year	Variance
2025	May	1,359	953	-33.9%
2025	June	2,359	1,489	-39.7%
2025	July	2,668	681	-74.7%
2025	August	1,143	2,438	101.0%
2025	September	1,425	1,608	9.8%
2025	October	128	1,316	874.8%
2025	November	46	99	125.0%
2025	December	210	249	15.3%
2026	January	149	16	-89.7%
2026	February		248	
2026	April	187	0	-100.0%
Total		9,674	9,097	-9.3%

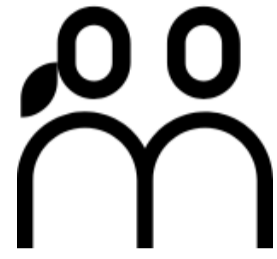
Year	Month	Last Year	This Year	Variance
2025	May	19.6	22.0	74.6%
2025	June	83.7	83.0	-17.5%
2025	July	40.2	8.0	-62.8%
2025	August	0.0	51.6	0.0%
2025	September	47.2	49.5	4.2%
2025	October	0.0	0.0	0.0%
2025	November	0.0	0.0	0.0%
2025	December	0.0	0.0	0.0%
2026	January	0.0	0.0	0.0%
2026	February		0.0	
2026	April	0.0	0.0	0.0%
Total		190.7	214.1	17.5%

Year	Month	Last Year	This Year	Variance
2025	May	483.5	421.4	-17.1%
2025	June	423.6	213.4	-50.6%
2025	July	317.2	47.8	-83.7%
2025	August	249.5	311.8	19.8%
2025	September	391.6	368.7	-12.2%
2025	October	23.3	520.6	1,489.6%
2025	November	24.0	57.8	140.6%
2025	December	74.0	45.8	-38.1%
2026	January	17.0	0.0	-100.0%
2026	February		161.2	
2026	April	74.6	0.0	-100.0%
Total		2,078.3	2,148.4	0.1%



Oban - Castlebay/Lochboisdale

Contractual Carrying Groups



This Month YoY	YoY
2,844 LY: 6,539 (-56.5%)	53,337 LY: 52,420 (+1.7%)

Passengers



This Month YoY	YoY
1,184 LY: 2,632 (-55%)	21,213 LY: 20,541 (+3.3%)

Cars



This Month YoY	YoY
12.6 LY: 0.0	193.7 LY: 123.8 (+56.5%)

Coach Metres



This Month YoY	YoY
1.2K LY: 2.0K (-39.1%)	16.4K LY: 17.2K (-4.9%)

Commercial Vehicle Metres

Year	Month	Last Year	This Year	Variance
2025	May	7,352	8,020	9.1%
2025	June	6,240	6,768	8.5%
2025	July	7,736	13,123	69.6%
2025	August	8,451	7,720	-8.6%
2025	September	5,039	5,159	2.4%
2025	October	2,777	2,407	-13.3%
2025	November	1,681	1,494	-11.1%
2025	December	1,681	1,674	-0.4%
2026	January	1,616	1,359	-15.9%
2026	February	1,184	1,234	4.2%
2026	March	2,124	1,535	-27.7%
2026	April	6,539	2,844	-56.5%
Total		52,420	53,337	1.7%

Year	Month	Last Year	This Year	Variance
2025	May	2,737	3,304	20.8%
2025	June	2,324	2,662	22.0%
2025	July	2,659	4,458	78.5%
2025	August	2,854	2,726	-12.3%
2025	September	2,014	2,174	2.8%
2025	October	1,136	1,096	-10.5%
2025	November	795	778	-9.4%
2025	December	767	810	4.4%
2026	January	783	676	-19.3%
2026	February	521	617	9.2%
2026	March	967	728	-27.8%
2026	April	2,567	1,184	-55.0%
Total		20,124	21,213	3.3%

Year	Month	Last Year	This Year	Variance
2025	May	14.0	21.5	53.6%
2025	June	0.0	18.3	0.0%
2025	July	12.0	63.0	425.0%
2025	August	34.5	25.0	-9.1%
2025	September	26.1	44.3	69.7%
2025	October	32.2	0.0	-100.0%
2025	November	0.0	0.0	0.0%
2025	December	0.0	0.0	0.0%
2026	January	0.0	0.0	0.0%
2026	February	12.0	0.0	-100.0%
2026	March	0.0	9.0	0.0%
2026	April	0.0	12.6	0.0%
Total		130.8	193.7	56.5%

Year	Month	Last Year	This Year	Variance
2025	May	1,480.1	1,861.0	23.4%
2025	June	1,200.6	1,829.0	56.6%
2025	July	1,214.5	2,343.4	116.8%
2025	August	1,610.3	1,597.1	-7.7%
2025	September	1,551.4	1,508.1	-11.7%
2025	October	932.1	1,103.9	11.4%
2025	November	1,394.8	1,191.6	-22.5%
2025	December	1,039.4	783.6	-24.6%
2026	January	1,048.3	944.3	-15.1%
2026	February	939.8	849.7	-20.8%
2026	March	2,075.1	1,161.0	-49.6%
2026	April	1,874.1	1,192.8	-39.1%
Total		16,360.5	16,365.5	-4.9%



Cars



Ardmhor (Barra) - Eriskay

Year	Month	Last Year	This Year	Var %
2025	May	1,292	1,908	47.4%
2025	June	1,528	1,869	25.7%
2025	July	1,592	2,150	34.1%
2025	August	1,939	1,806	-1.9%
2025	September	1,389	1,410	2.0%
2025	October	822	1,021	31.7%
2025	November	672	878	34.8%
2025	December	360	521	45.4%
2026	January	616	679	16.6%
2026	February	700	902	42.2%
2026	March	866	903	9.9%
2026	April	1,536	1,274	-13.6%
Total		13,312	15,321	18.7%

Mallaig - Lochboisdale

Year	Month	Last Year	This Year	Var %
2025	May	1,087	748	-31.7%
2025	June	1,889	1,160	-39.5%
2025	July	2,272	540	-75.2%
2025	August	978	1,976	107.3%
2025	September	1,131	1,224	9.1%
2025	October	106	1,047	915.6%
2025	November	33	81	106.5%
2025	December	187	229	19.5%
2026	January	137	13	-90.6%
2026	February		202	
2026	April	160	0	-100.0%
Total		7,980	7,220	-8.6%

Oban - Castlebay/Lochboisdale

Year	Month	Last Year	This Year	Var %
2025	May	1,792	2,109	15.9%
2025	June	1,664	1,819	10.5%
2025	July	2,030	3,362	60.7%
2025	August	2,179	1,889	-9.8%
2025	September	1,410	1,491	4.2%
2025	October	896	822	-7.7%
2025	November	615	570	-8.1%
2025	December	627	658	5.6%
2026	January	619	552	-15.7%
2026	February	415	491	17.5%
2026	March	732	531	-30.6%
2026	April	1,855	763	-56.7%
Total		14,834	15,057	1.0%



LGVs



Ardmhor (Barra) - Eriskay

Year	Month	Last Year	This Year	Var
2025	May	165	228	38.2%
2025	June	167	234	40.1%
2025	July	185	266	43.8%
2025	August	211	288	36.5%
2025	September	211	222	5.2%
2025	October	151	247	63.6%
2025	November	158	265	67.7%
2025	December	99	148	49.5%
2026	January	178	232	30.3%
2026	February	203	373	83.7%
2026	March	248	320	29.0%
2026	April	279	317	13.6%
Total		2,255	3,140	39.2%

Mallaig - Lochboisdale

Year	Month	Last Year	This Year	Var
2025	May	102	53	-48.0%
2025	June	183	81	-55.7%
2025	July	146	40	-72.6%
2025	August	66	128	93.9%
2025	September	114	122	7.0%
2025	October	10	144	1,340.0%
2025	November	9	8	-11.1%
2025	December	14	12	-14.3%
2026	January	5	1	-80.0%
2026	February		30	
2026	April	11	0	-100.0%
Total		660	619	-6.2%

Oban - Castlebay/Lochboisdale

Year	Month	Last Year	This Year	Var
2025	May	194	200	3.1%
2025	June	153	168	9.8%
2025	July	160	238	48.8%
2025	August	144	176	22.2%
2025	September	183	134	-26.8%
2025	October	126	107	-15.1%
2025	November	135	116	-14.1%
2025	December	98	110	12.2%
2026	January	123	81	-34.1%
2026	February	81	88	8.6%
2026	March	141	94	-33.3%
2026	April	233	126	-45.9%
Total		1,771	1,638	-7.5%



Motorhomes



Ardmhor (Barra) - Eriskay

Year	Month	Last Year	This Year	Var
2025	May	513	775	51.1%
2025	June	415	544	31.1%
2025	July	358	470	31.3%
2025	August	390	393	0.8%
2025	September	416	419	0.7%
2025	October	69	115	66.7%
2025	November	18	11	-38.9%
2025	December	10	9	-10.0%
2026	January	4	7	75.0%
2026	February	11	14	27.3%
2026	March	38	53	39.5%
2026	April	322	232	-28.0%
Total		2,564	3,042	18.6%

Mallaig - Lochboisdale

Year	Month	Last Year	This Year	Var
2025	May	144	116	-19.4%
2025	June	226	165	-27.0%
2025	July	205	66	-67.8%
2025	August	76	224	194.7%
2025	September	151	184	21.9%
2025	October	6	76	1,166.7%
2025	November	3	4	33.3%
2025	December	6	8	33.3%
2026	January	6	0	-100.0%
2026	February		4	
2026	April	16	0	-100.0%
Total		839	847	1.0%

Oban - Castlebay/Lochboisdale

Year	Month	Last Year	This Year	Var
2025	May	697	791	13.5%
2025	June	459	529	15.3%
2025	July	416	579	39.2%
2025	August	449	425	-5.3%
2025	September	385	428	11.2%
2025	October	80	96	20.0%
2025	November	23	19	-17.4%
2025	December	7	22	214.3%
2026	January	10	11	10.0%
2026	February	12	22	83.3%
2026	March	52	39	-25.0%
2026	April	418	183	-56.2%
Total		3,008	3,144	4.5%



Caravans



Ardmhor (Barra) - Eriskay

Year	Month	Last Year	This Year	Var
2025	May	17	18	5.9%
2025	June	15	13	-13.3%
2025	July	17	17	0.0%
2025	August	12	16	33.3%
2025	September	7	9	28.6%
2025	October	0	0	0.0%
2025	November	1	0	-100.0%
2025	December	0	0	0.0%
2026	January	0	0	0.0%
2026	February	0	0	0.0%
2026	March	1	2	100.0%
2026	April	7	7	0.0%
Total		77	82	6.5%

Mallaig - Lochboisdale

Year	Month	Last Year	This Year	Var
2025	May	8	5	-37.5%
2025	June	28	5	-82.1%
2025	July	16	6	-62.5%
2025	August	6	13	116.7%
2025	September	6	7	16.7%
2025	October	0	1	0.0%
2025	November	0	0	0.0%
2025	December	0	0	0.0%
2026	January	0	0	0.0%
2026	February		0	
2026	April	0	0	0.0%
Total		64	37	-42.2%

Oban - Castlebay/Lochboisdale

Year	Month	Last Year	This Year	Var
2025	May	25	32	28.0%
2025	June	22	24	9.1%
2025	July	27	31	14.8%
2025	August	22	29	31.8%
2025	September	11	18	63.6%
2025	October	4	1	-75.0%
2025	November	9	7	-22.2%
2025	December	5	4	-20.0%
2026	January	3	1	-66.7%
2026	February	2	0	-100.0%
2026	March	10	3	-70.0%
2026	April	12	14	16.7%
Total		152	164	7.9%



Trailers



Ardmhor (Barra) - Eriskay

Year	Month	Last Year	This Year	Var
2025	May	21	26	23.8%
2025	June	16	19	18.8%
2025	July	32	31	-3.1%
2025	August	28	28	0.0%
2025	September	22	28	27.3%
2025	October	20	20	0.0%
2025	November	28	28	0.0%
2025	December	11	19	72.7%
2026	January	17	32	88.2%
2026	February	23	36	56.5%
2026	March	33	26	-21.2%
2026	April	31	36	16.1%
Total		282	329	16.7%

Mallaig - Lochboisdale

Year	Month	Last Year	This Year	Var
2025	May	17	6	-64.7%
2025	June	31	15	-51.6%
2025	July	22	10	-54.5%
2025	August	13	28	115.4%
2025	September	18	18	0.0%
2025	October	5	32	540.0%
2025	November	0	2	0.0%
2025	December	3	2	-33.3%
2026	January	1	0	-100.0%
2026	February		3	
2026	April	0	0	0.0%
Total		110	116	5.5%

Oban - Castlebay/Lochboisdale

Year	Month	Last Year	This Year	Var
2025	May	23	35	52.2%
2025	June	24	22	-8.3%
2025	July	26	57	119.2%
2025	August	53	47	-11.3%
2025	September	19	25	31.6%
2025	October	24	19	-20.8%
2025	November	12	16	33.3%
2025	December	23	10	-56.5%
2026	January	20	13	-35.0%
2026	February	9	11	22.2%
2026	March	28	4	-85.7%
2026	April	45	18	-60.0%
Total		306	277	-9.5%



Motorbikes



Ardmhor (Barra) - Eriskay

Year	Month	Last Year	This Year	Var
2025	May	36	83	130.6%
2025	June	47	76	61.7%
2025	July	34	61	79.4%
2025	August	46	38	-17.4%
2025	September	38	33	-13.2%
2025	October	2	16	700.0%
2025	November	1	0	-100.0%
2025	December	0	0	0.0%
2026	January	0	0	0.0%
2026	February	1	3	200.0%
2026	March	0	7	0.0%
2026	April	39	27	-30.8%
Total		244	344	41.0%

Mallaig - Lochboisdale

Year	Month	Last Year	This Year	Var
2025	May	36	18	-50.0%
2025	June	54	24	-55.6%
2025	July	37	5	-86.5%
2025	August	21	23	9.5%
2025	September	27	34	25.9%
2025	October	0	14	0.0%
2025	November	0	1	0.0%
2025	December	0	0	0.0%
2026	January	0	0	0.0%
2026	February		0	
2026	April	1	0	-100.0%
Total		176	119	-32.4%

Oban - Castlebay/Lochboisdale

Year	Month	Last Year	This Year	Var
2025	May	76	95	25.0%
2025	June	40	72	80.0%
2025	July	42	84	100.0%
2025	August	37	37	0.0%
2025	September	47	46	-2.1%
2025	October	10	15	50.0%
2025	November	0	2	0.0%
2025	December	0	2	0.0%
2026	January	0	0	0.0%
2026	February	0	1	0.0%
2026	March	5	1	-80.0%
2026	April	34	23	-32.4%
Total		291	378	29.9%



Bicycles



Ardmhor (Barra) - Eriskay

Year	Month	Last Year	This Year	Var
2025	May	415	646	55.7%
2025	June	379	517	36.4%
2025	July	374	421	12.6%
2025	August	393	357	-9.2%
2025	September	253	232	-8.3%
2025	October	23	15	-34.8%
2025	November	2	0	-100.0%
2025	December	1	0	-100.0%
2026	January	0	0	0.0%
2026	February	1	3	200.0%
2026	March	11	4	-63.6%
2026	April	175	91	-48.0%
Total		2,027	2,286	12.8%

Mallaig - Lochboisdale

Year	Month	Last Year	This Year	Var
2025	May	70	66	-5.7%
2025	June	132	66	-50.0%
2025	July	155	37	-76.1%
2025	August	39	106	171.8%
2025	September	49	37	-24.5%
2025	October	0	18	0.0%
2025	November	0	1	0.0%
2025	December	0	2	0.0%
2026	January	0	1	0.0%
2026	February		1	
2026	April	5	0	-100.0%
Total		450	335	-25.6%

Oban - Castlebay/Lochboisdale

Year	Month	Last Year	This Year	Var
2025	May	656	651	-0.8%
2025	June	536	562	4.9%
2025	July	481	665	38.3%
2025	August	497	507	2.0%
2025	September	378	298	-21.2%
2025	October	43	27	-37.2%
2025	November	6	8	33.3%
2025	December	5	4	-20.0%
2026	January	3	9	200.0%
2026	February	2	1	-50.0%
2026	March	28	9	-67.9%
2026	April	235	102	-56.6%
Total		2,870	2,843	-0.9%




Reliability & Punctuality



Reliability

Year	Month	Ardmhor (Barra) - Eriskay	Mallaig - Lochboisdale	Oban - Castlebay/Lochboisdale
2025	May	98.1%	63.0%	90.0%
	June	95.2%	82.1%	92.3%
	July	100.0%	95.0%	100.0%
	August	88.3%	84.5%	93.5%
	September	81.9%	67.1%	90.0%
	October	88.6%	76.5%	75.0%
	November	91.9%	50.0%	69.0%
	December	71.6%	46.9%	81.0%
2026	January	82.8%	28.6%	48.8%
	February	94.5%	48.5%	78.3%
	March	79.4%	100.0%	37.8%
	April	87.3%	0.0%	55.2%
Total		88.4%	65.2%	76.1%



Punctuality

Year	Month	Ardmhor (Barra) - Eriskay	Mallaig - Lochboisdale	Oban - Castlebay/Lochboisdale
2025	May	100.0%	51.7%	86.4%
	June	99.6%	91.3%	91.7%
	July	97.7%	78.9%	83.3%
	August	98.9%	78.9%	82.8%
	September	100.0%	70.9%	74.1%
	October	97.0%	80.8%	78.6%
	November	99.2%	75.0%	75.5%
	December	98.4%	66.7%	72.3%
2026	January	99.1%	50.0%	76.9%
	February	100.0%	56.3%	75.0%
	March	96.0%	100.0%	51.6%
	April	97.3%	100.0%	75.7%
Total		98.6%	75.1%	79.3%



Reliability & Punctuality Summary

Summary of Scheduled, Operated, Cancelled, Late & Diverted Sailings
by Route & Leg

Year	Month	Route	Leg	Operated Sailings	Scheduled Sailings	Additional Sailings	Cancelled Sailings	Diverted Sailings	On Time	Late
2026	April	Ardmhor (Barra) - Eriskay	Ardmhor-Eriskay	179	189	14	24	0	161	4
2026	April	Ardmhor (Barra) - Eriskay	Eriskay-Ardmhor	179	189	14	24	0	160	5
2026	April	Mallaig - Lochboisdale	Lochboisdale-Mallaig	0	19	0	19	0	0	0
2026	April	Mallaig - Lochboisdale	Lochboisdale-Uig	1		1	0	0	0	0
2026	April	Mallaig - Lochboisdale	Mallaig-Lochboisdale	0	19	0	19	0	0	0
2026	April	Oban - Castlebay/Lochboisdale	Castlebay-Lochboisdale	0	5	0	5	0	0	0
2026	April	Oban - Castlebay/Lochboisdale	Castlebay-Oban	18	27	0	9	0	14	4
2026	April	Oban - Castlebay/Lochboisdale	Lochboisdale-Castlebay	0	2	0	2	0	0	0
2026	April	Oban - Castlebay/Lochboisdale	Lochboisdale-Oban	0	3	0	3	0	0	0
2026	April	Oban - Castlebay/Lochboisdale	Oban-Castlebay	19	28	0	9	0	14	5
2026	April	Oban - Castlebay/Lochboisdale	Oban-Lochboisdale	0	2	0	2	0	0	0
Total				396	483	29	116	0	349	18

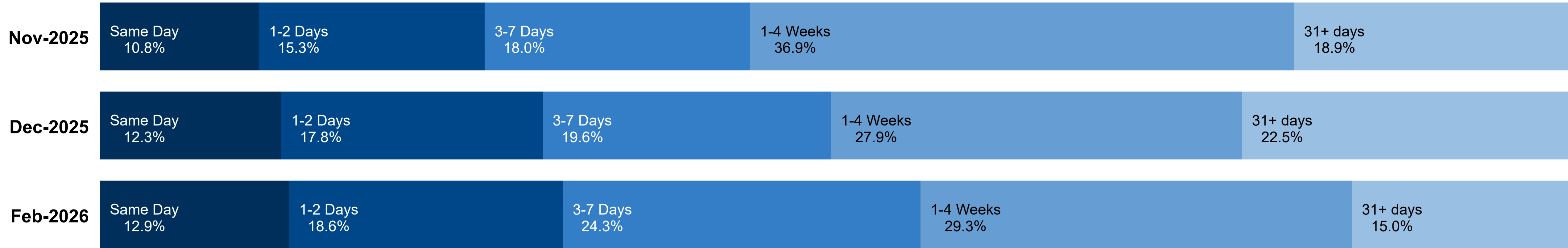
Monthly Performance Pack

Booking Lead Time by Month of Travel

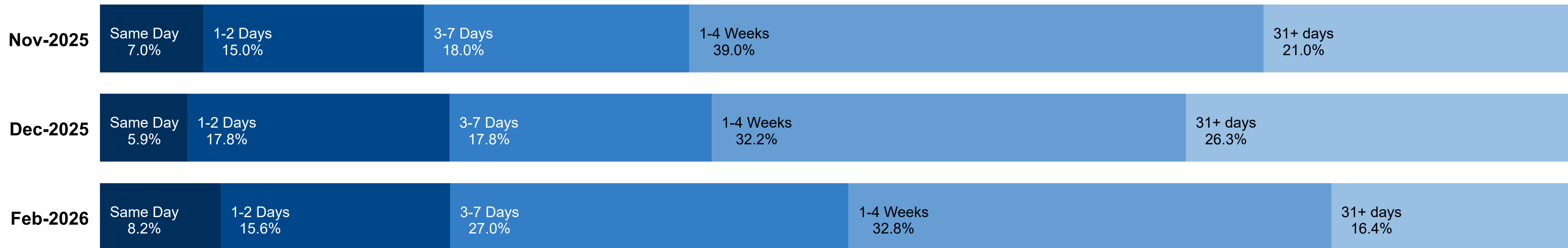


This visual shows how far in advance customers book their travel, grouped by the month in which they actually travel.

All Bookings



Bookings with Vehicles



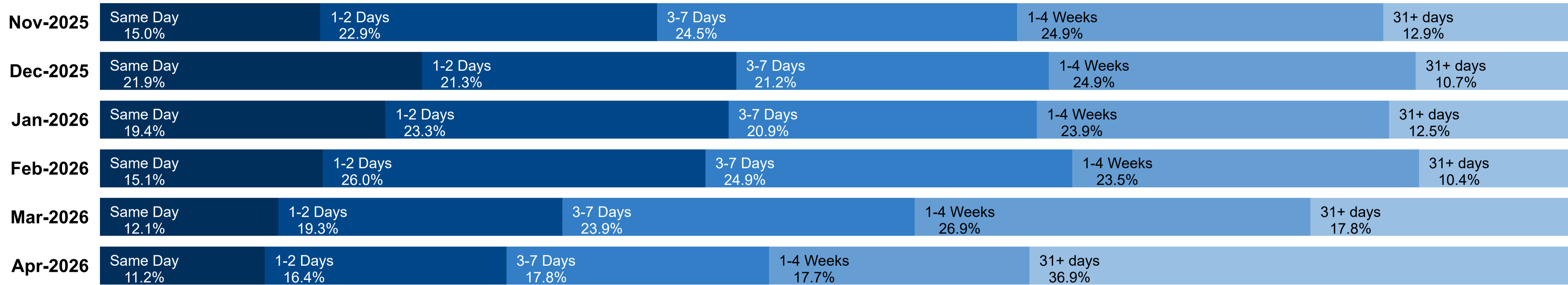
Monthly Performance Pack

Booking Lead Time by Month of Travel




This visual shows how far in advance customers book their travel, grouped by the month in which they actually travel.

All Bookings



Bookings with Vehicles



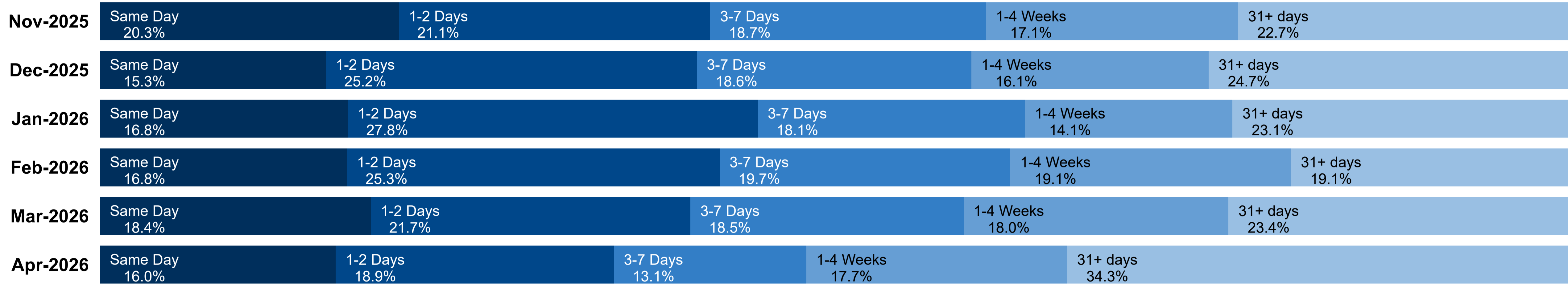
Monthly Performance Pack

Booking Lead Time by Month of Travel



This visual shows how far in advance customers book their travel, grouped by the month in which they actually travel.

All Bookings



Bookings with Vehicles

