


Shipped Passengers

Total Mull - Passengers




This Month YoY

152,604
LY: 142,715 (+6.93%)

YoY

968,175
LY: 940,641 (+2.9%)

Total Mull - Cars



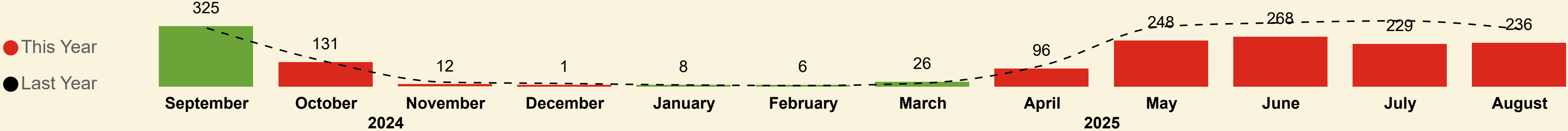
This Month YoY

31,675
LY: 30,631 (+3.41%)

YoY

234,030
LY: 230,628 (+1.5%)

Total Mull - Coaches



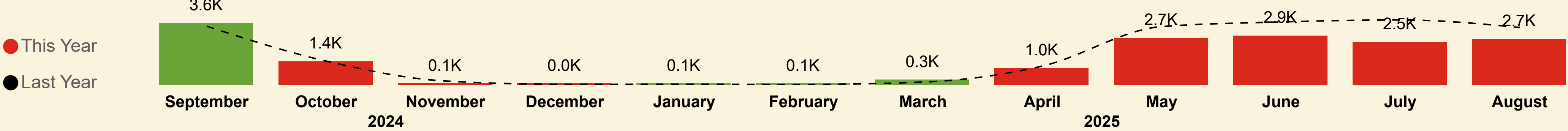
This Month YoY

236
LY: 310 (-23.87%)

YoY

1586
LY: 1,963 (-19.2%)

Total Mull - Coach Metres



This Month YoY

2.7K
LY: 3.3K (-20.1%)

YoY

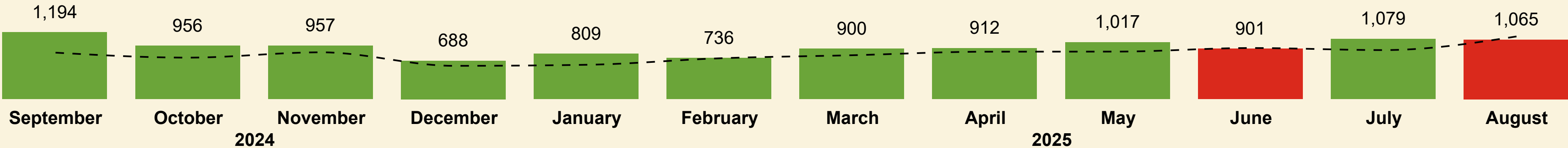
17.3K
LY: 20.6K (-16%)



Shipped Passengers

Total Mull - Commercial Vehicles

● This Year
● Last Year



This Month YoY

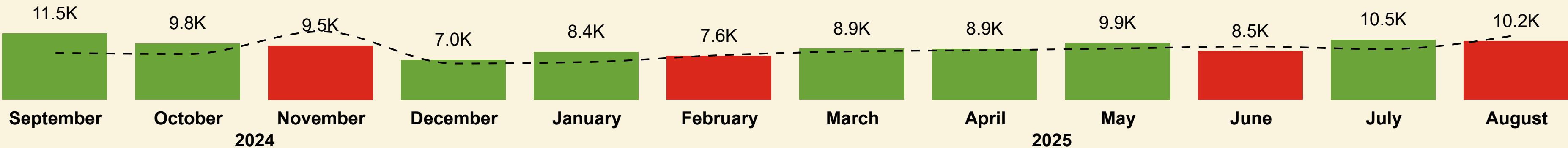
1,065
LY: 1,123 (-5.2%)

YoY

11,214
LY: 9,757 (+14.9%)

Total Mull - Commercial Vehicle Metres

● This Year
● Last Year



This Month YoY

10.2K
LY: 11.3K (-9.4%)

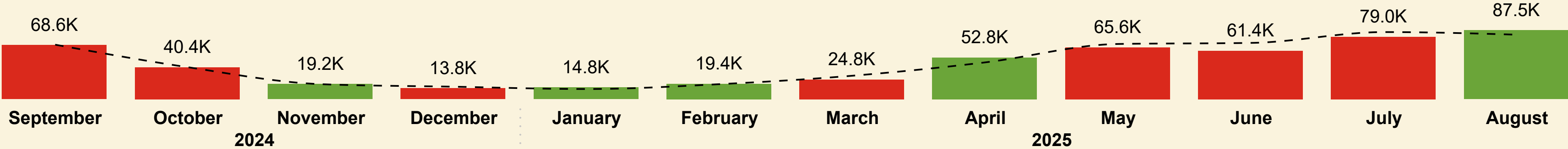
YoY

110.6K
LY: 104.1K (+6.2%)

Shipped Passengers

Oban - Craignure

This Year
Last Year



This Month YoY


87,455
LY: 81,796 (+6.92%)

YoY

547,294
LY: 561,051 (-2.5%)

Fishnish - Lochaline

This Year
Last Year



This Month YoY

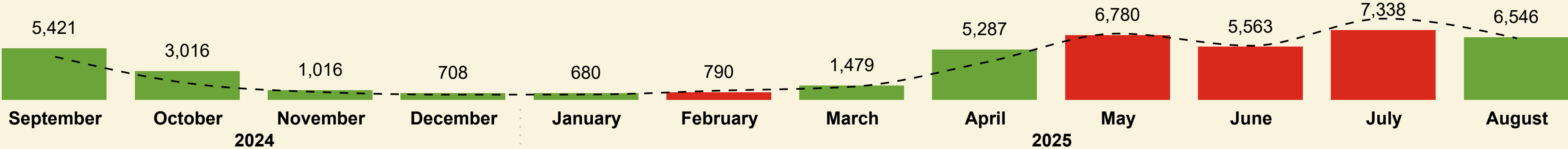
19,493
LY: 19,810 (-1.6%)

YoY

147,339
LY: 123,615 (+19.2%)

Tobermory - Kilchoan

This Year
Last Year



This Month YoY

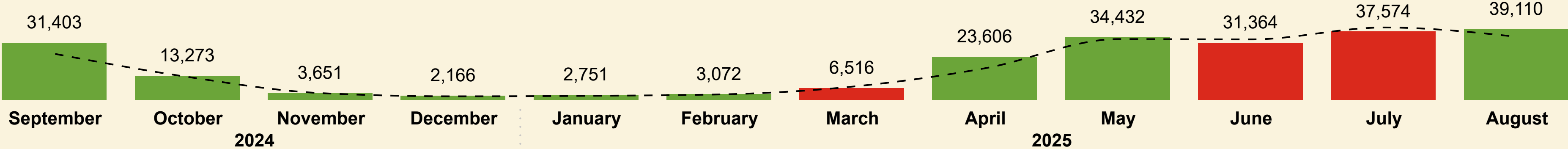
6,546
LY: 6,452 (+1.46%)

YoY

44,624
LY: 41,925 (+6.4%)

Fionnphort - Iona

This Year
Last Year



This Month YoY

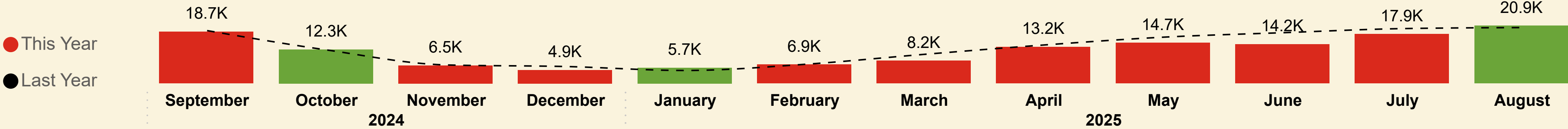
39,110
LY: 34,657 (+12.85%)

YoY

228,918
LY: 214,050 (+6.9%)

Shipped Cars

Oban - Craignure



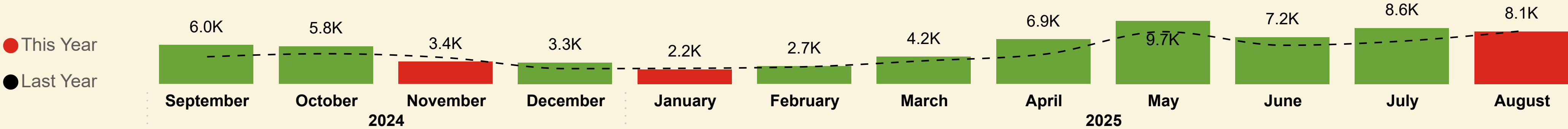
This Month YoY

20,923
LY: 20,232 (+3.42%)

YoY

144,120
LY: 155,403 (-7.3%)

Fishnish - Lochaline



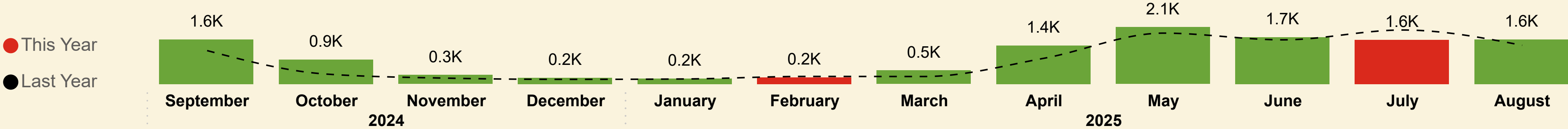
This Month YoY

8,062
LY: 8,151 (-1.09%)

YoY

67,956
LY: 57,056 (+19.1%)

Tobermory - Kilchoan



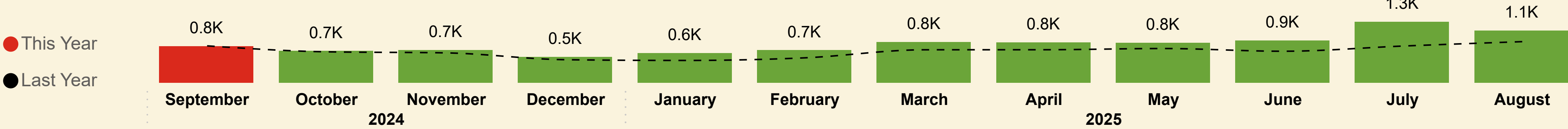
This Month YoY

1,613
LY: 1,402 (+15.05%)

YoY

12,356
LY: 10,407 (+18.7%)

Fionnphort - Iona



This Month YoY

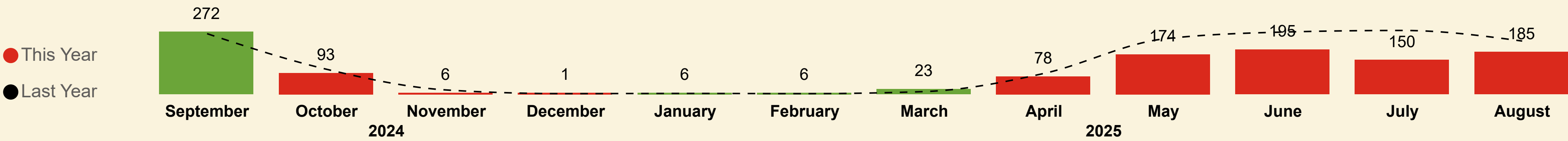
1,077
LY: 846 (+27.3%)

YoY

9,598
LY: 7,762 (+23.7%)

Shipped Coaches

Oban - Craignure



This Month YoY

185

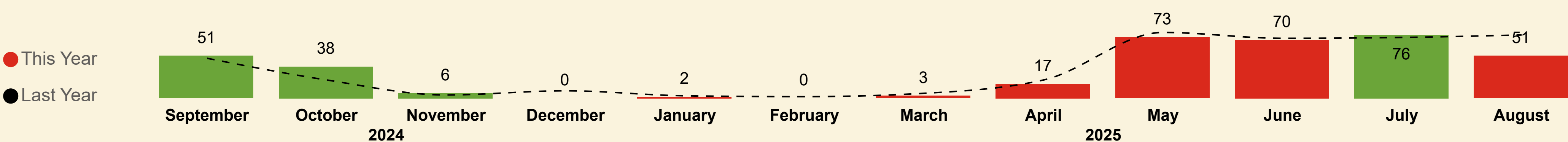
LY: 232 (-20.26%)

YoY

1189

LY: 1,527 (-22.1%)

Fishnish - Lochaline



This Month YoY

51

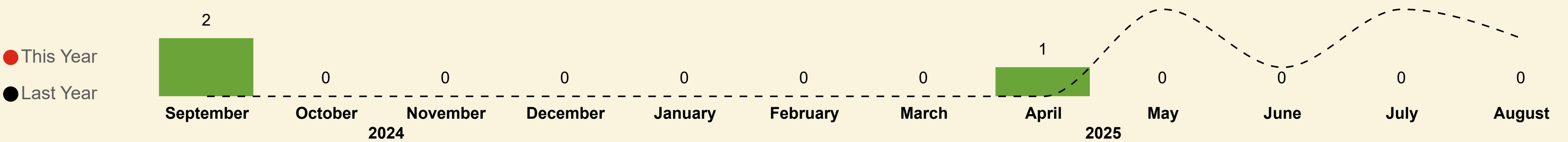
LY: 76 (-32.89%)

YoY

387

LY: 416 (-7%)

Tobermory - Kilchoan



This Month YoY

0

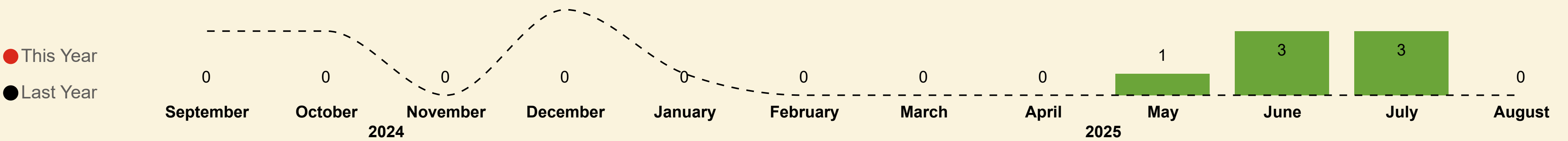
LY: 2 (-100%)

YoY

3

LY: 9 (-66.7%)

Fionnphort - Iona



This Month YoY

0

LY: 0

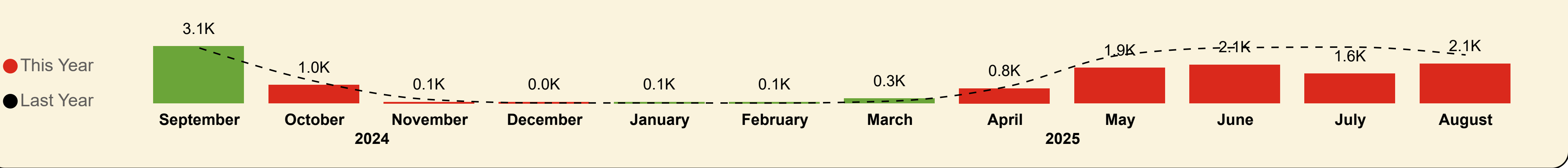
YoY

7

LY: 11 (-36.4%)

Shipped Coach Metres

Oban - Craignure



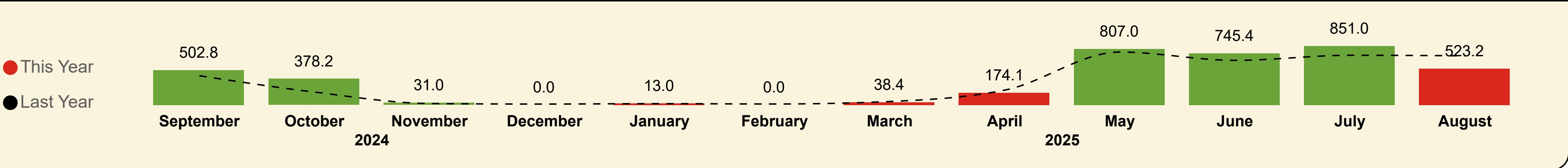
This Month YoY

2.1K
LY: 2.6K (-18%)

YoY

13.1K
LY: 16.8K (-21.7%)

Fishnish - Lochaline



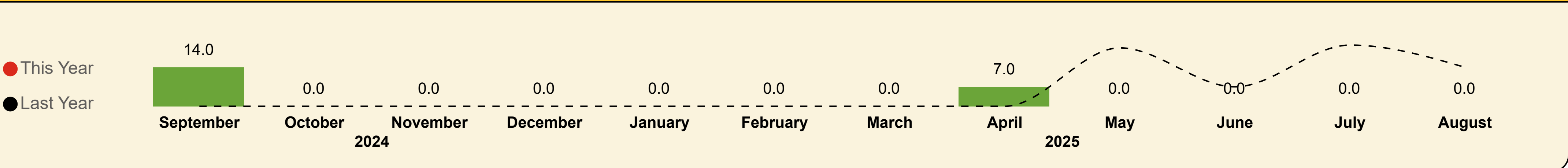
This Month YoY

523.2
LY: 708.8 (-26.2%)

YoY

4.1K
LY: 3.8K (+8%)

Tobermory - Kilchoan



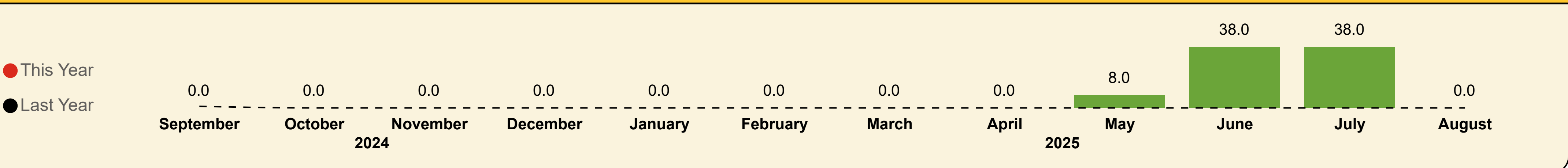
This Month YoY

0.0
LY: 14.0 (-100%)

YoY

21.0
LY: 64.0 (-67.2%)

Fionnphort - Iona



This Month YoY


0.0
LY: 0.0

YoY

84.0
LY: 1.0 (+8300%)

Shipped Commercial Vehicles

Oban - Craignure



This Month YoY

600

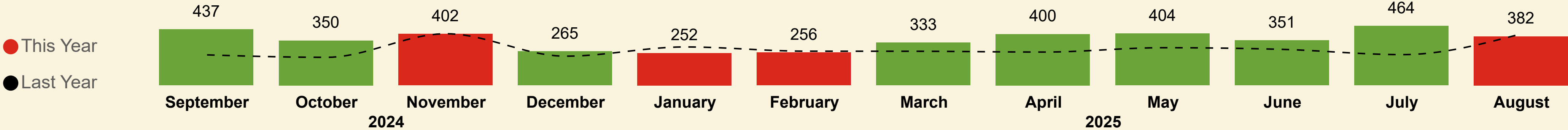
LY: 659 (-9%)

YoY

6,279

LY: 5,874 (+6.9%)

Fishnish - Lochaline



This Month YoY

382

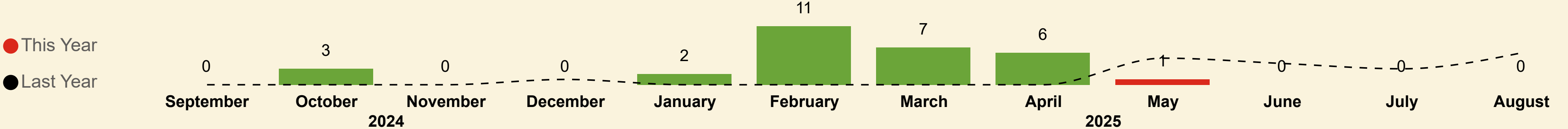
LY: 403 (-5.2%)

YoY

4,296

LY: 3,399 (+26.4%)

Tobermory - Kilchoan



This Month YoY

0

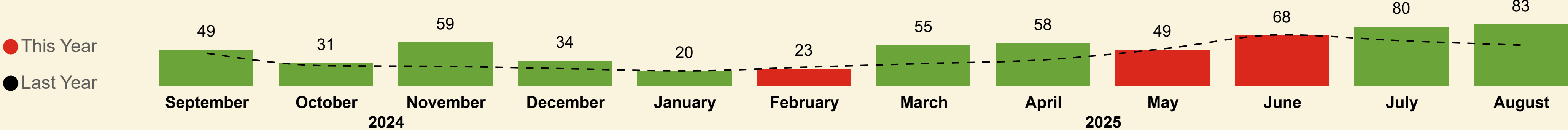
LY: 6 (-100%)

YoY

30

LY: 19 (+57.9%)

Fionnphort - Iona



This Month YoY

83

LY: 55 (+50.9%)


YoY

609

LY: 465 (+31%)

Shipped Commercial Vehicle Metres

Oban - Craignure



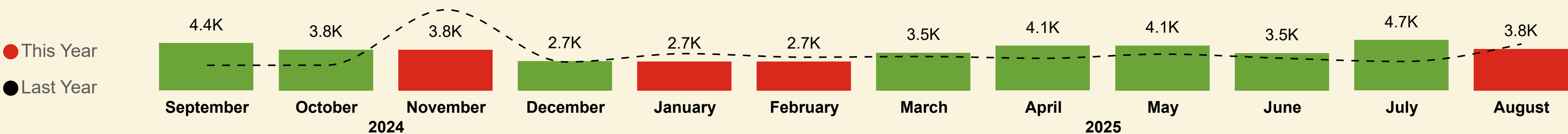
This Month YoY

5.6K
LY: 6.3K (-11.6%)

YoY

61.1K
LY: 59.1K (+3.4%)

Fishnish - Lochaline



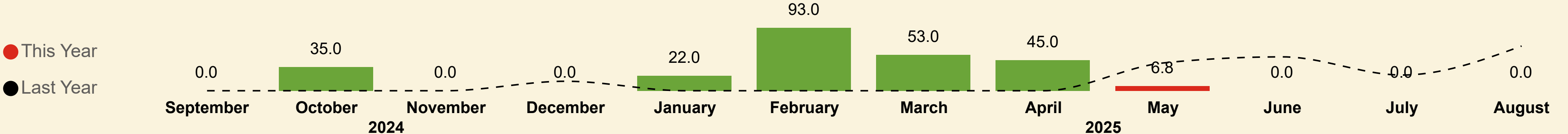
This Month YoY

3.8K
LY: 4.3K (-10.9%)

YoY

43.7K
LY: 40.6K (+7.5%)

Tobermory - Kilchoan



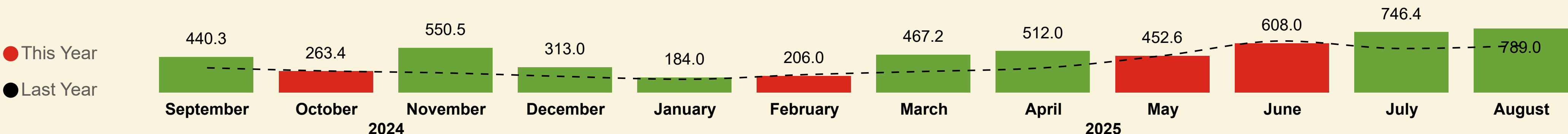
This Month YoY

0.0
LY: 66.0 (-100%)

YoY

254.8
LY: 194.2 (+31.2%)

Fionnphort - Iona



This Month YoY

789.0
LY: 578.4 (+36.4%)

YoY

5.5K
LY: 4.2K (+32.8%)

Mull Total

Contractual Carrying Groups



This Month YoY

152,604

LY: 142,715 (+6.9%)

YoY

968,175

LY: 940,641 (+2.9%)



This Month YoY

31,675

LY: 30,631 (+3.4%)

YoY

234,030

LY: 230,628 (+1.5%)



This Month YoY

2.67K

LY: 3.34K (-20.1%)

YoY

17.29K

LY: 20.59K (-16%)



This Month YoY

10.23K

LY: 11.29K (-9.4%)

YoY

110.59K

LY: 104.10K (+6.2%)

Passengers

Year	Month	Last Year	This Year	Variance %
2024	September	108,482	118,544	9.3 %
2024	October	64,089	68,548	7.0 %
2024	November	29,036	30,039	3.5 %
2024	December	22,865	22,633	-1.0 %
2025	January	20,106	22,324	11.0 %
2025	February	27,694	28,230	1.9 %
2025	March	44,817	40,206	-10.3 %
2025	April	78,034	96,547	23.7 %
2025	May	128,612	128,381	-0.2 %
2025	June	124,276	114,719	-7.7 %
2025	July	149,915	145,400	-3.0 %
2025	August	142,715	152,604	6.9 %
Total		940,641	968,175	2.9 %

Cars

Year	Month	Last Year	This Year	Variance %
2024	September	25,281	27,073	7.1 %
2024	October	17,762	19,635	10.5 %
2024	November	11,554	10,933	-5.4 %
2024	December	9,114	8,901	-2.3 %
2025	January	7,729	8,735	13.0 %
2025	February	10,347	10,492	1.4 %
2025	March	15,045	13,712	-8.9 %
2025	April	20,100	22,315	11.0 %
2025	May	27,335	27,309	-0.1 %
2025	June	26,573	23,951	-9.9 %
2025	July	29,157	29,299	0.5 %
2025	August	30,631	31,675	3.4 %
Total		230,628	234,030	1.5 %

Coach Metres

Year	Month	Last Year	This Year	Variance %
2024	September	3,412.4	3,606.3	5.7 %
2024	October	1,387.2	1,372.7	-1.0 %
2024	November	231.1	81.7	-64.6 %
2024	December	39.0	14.7	-62.3 %
2025	January	44.6	74.1	66.1 %
2025	February	33.8	70.0	107.1 %
2025	March	171.0	309.3	80.9 %
2025	April	1,100.0	989.5	-10.0 %
2025	May	3,390.4	2,734.7	-19.3 %
2025	June	3,658.9	2,868.8	-21.6 %
2025	July	3,778.2	2,497.7	-33.9 %
2025	August	3,339.6	2,667.9	-20.1 %
Total		20,586.1	17,287.3	-16.0 %

Commercial Vehicle Metres

Year	Month	Last Year	This Year	Variance %
2024	September	8,155.4	11,543.3	41.5 %
2024	October	7,976.0	9,801.0	22.9 %
2024	November	11,912.3	9,472.1	-20.5 %
2024	December	6,318.4	6,966.4	10.3 %
2025	January	6,570.9	8,363.2	27.3 %
2025	February	7,772.1	7,634.7	-1.8 %
2025	March	8,426.5	8,884.8	5.4 %
2025	April	8,637.7	8,861.3	2.6 %
2025	May	8,929.7	9,889.8	10.8 %
2025	June	9,290.0	8,467.1	-8.9 %
2025	July	8,822.2	10,477.6	18.8 %
2025	August	11,285.2	10,226.6	-9.4 %
Total		104,096.2	110,587.9	6.2 %

Oban - Craignure

Contractual Carrying Groups



This Month YoY

87,455

LY: 81,796 (+6.9%)

YoY

547,294

LY: 561,051 (-2.5%)



This Month YoY

20,923

LY: 20,232 (+3.4%)

YoY

144,120

LY: 155,403 (-7.3%)



This Month YoY

2.14K

LY: 2.62K (-18%)

YoY

13.12K

LY: 16.76K (-21.7%)



This Month YoY

5.61K

LY: 6.34K (-11.6%)

YoY

61.13K

LY: 59.11K (+3.4%)

Passengers

Year	Month	Last Year	This Year	Variance %
2024	September	69,125	68,578	-0.8 %
2024	October	40,480	40,434	-0.1 %
2024	November	18,992	19,248	1.3 %
2024	December	15,784	13,775	-12.7 %
2025	January	12,848	14,842	15.5 %
2025	February	19,023	19,378	1.9 %
2025	March	29,733	24,838	-16.5 %
2025	April	46,700	52,770	13.0 %
2025	May	70,030	65,595	-6.3 %
2025	June	71,400	61,389	-14.0 %
2025	July	85,140	78,992	-7.2 %
2025	August	81,796	87,455	6.9 %
Total		561,051	547,294	-2.5 %

Cars

Year	Month	Last Year	This Year	Variance %
2024	September	19,137	18,734	-2.1 %
2024	October	12,128	12,322	1.6 %
2024	November	6,697	6,508	-2.8 %
2024	December	6,121	4,877	-20.3 %
2025	January	4,688	5,698	21.5 %
2025	February	6,922	6,851	-1.0 %
2025	March	10,541	8,211	-22.1 %
2025	April	13,927	13,223	-5.1 %
2025	May	16,762	14,717	-12.2 %
2025	June	18,383	14,188	-22.8 %
2025	July	19,865	17,868	-10.1 %
2025	August	20,232	20,923	3.4 %
Total		155,403	144,120	-7.3 %

Coach Metres

Year	Month	Last Year	This Year	Variance %
2024	September	2,990.3	3,089.5	3.3 %
2024	October	1,201.8	994.5	-17.2 %
2024	November	211.1	50.7	-76.0 %
2024	December	27.0	14.7	-45.6 %
2025	January	26.6	61.1	129.7 %
2025	February	20.8	70.0	236.5 %
2025	March	122.0	270.9	122.0 %
2025	April	886.4	808.4	-8.8 %
2025	May	2,606.4	1,919.7	-26.3 %
2025	June	3,008.8	2,085.4	-30.7 %
2025	July	3,039.5	1,608.7	-47.1 %
2025	August	2,616.8	2,144.7	-18.0 %
Total		16,757.4	13,118.2	-21.7 %

Commercial Vehicle Metres

Year	Month	Last Year	This Year	Variance %
2024	September	5,527.4	6,728.4	21.7 %
2024	October	5,375.6	5,746.5	6.9 %
2024	November	4,214.2	5,153.0	22.3 %
2024	December	3,475.3	3,943.5	13.5 %
2025	January	3,006.6	5,474.7	82.1 %
2025	February	4,481.0	4,662.6	4.1 %
2025	March	5,031.7	4,875.1	-3.1 %
2025	April	5,362.8	4,178.4	-22.1 %
2025	May	5,078.3	5,280.8	4.0 %
2025	June	5,629.7	4,407.3	-21.7 %
2025	July	5,580.3	5,072.3	-9.1 %
2025	August	6,343.0	5,609.4	-11.6 %
Total		59,105.9	61,132.0	3.4 %

Fishnish - Lochaline

Contractual Carrying Groups



This Month YoY

19,493

LY: 19,810 (-1.6%)

YoY

147,339

LY: 123,615 (+19.2%)



This Month YoY

8,062

LY: 8,151 (-1.1%)

YoY

67,956

LY: 57,056 (+19.1%)



This Month YoY

523.20

LY: 708.80 (-26.2%)

YoY

4.06K

LY: 3.76K (+8%)



This Month YoY

3.83K

LY: 4.30K (-10.9%)

YoY

43.67K

LY: 40.63K (+7.5%)

Passengers

Year	Month	Last Year	This Year	Variance %
2024	September	9,619	13,142	36.6 %
2024	October	9,337	11,825	26.6 %
2024	November	5,606	6,124	9.2 %
2024	December	4,665	5,984	28.3 %
2025	January	4,559	4,051	-11.1 %
2025	February	4,795	4,990	4.1 %
2025	March	6,484	7,373	13.7 %
2025	April	10,032	14,884	48.4 %
2025	May	18,246	21,574	18.2 %
2025	June	13,982	16,403	17.3 %
2025	July	16,480	21,496	30.4 %
2025	August	19,810	19,493	-1.6 %
Total		123,615	147,339	19.2 %

Cars

Year	Month	Last Year	This Year	Variance %
2024	September	4,175	5,977	43.2 %
2024	October	4,640	5,771	24.4 %
2024	November	4,031	3,423	-15.1 %
2024	December	2,353	3,265	38.8 %
2025	January	2,401	2,230	-7.1 %
2025	February	2,639	2,729	3.4 %
2025	March	3,555	4,168	17.2 %
2025	April	4,562	6,865	50.5 %
2025	May	8,026	9,703	20.9 %
2025	June	5,942	7,192	21.0 %
2025	July	6,581	8,571	30.2 %
2025	August	8,151	8,062	-1.1 %
Total		57,056	67,956	19.1 %

Coach Metres

Year	Month	Last Year	This Year	Variance %
2024	September	421.1	502.8	19.4 %
2024	October	185.4	378.2	104.0 %
2024	November	20.0	31.0	55.0 %
2024	December	12.0	0.0	-100.0 %
2025	January	18.0	13.0	-27.8 %
2025	February	13.0	0.0	-100.0 %
2025	March	49.0	38.4	-21.6 %
2025	April	213.6	174.1	-18.5 %
2025	May	763.0	807.0	5.8 %
2025	June	643.1	745.4	15.9 %
2025	July	716.7	851.0	18.7 %
2025	August	708.8	523.2	-26.2 %
Total		3,763.7	4,064.1	8.0 %

Commercial Vehicle Metres

Year	Month	Last Year	This Year	Variance %
2024	September	2,323.5	4,374.7	88.3 %
2024	October	2,334.9	3,756.1	60.9 %
2024	November	7,457.1	3,768.7	-49.5 %
2024	December	2,632.1	2,709.9	3.0 %
2025	January	3,401.3	2,682.5	-21.1 %
2025	February	3,071.1	2,673.1	-13.0 %
2025	March	3,135.3	3,489.5	11.3 %
2025	April	2,970.7	4,125.9	38.9 %
2025	May	3,355.4	4,149.6	23.7 %
2025	June	2,974.1	3,451.8	16.1 %
2025	July	2,675.6	4,658.9	74.1 %
2025	August	4,297.8	3,828.2	-10.9 %
Total		40,628.7	43,668.7	7.5 %

Tobermory - Kilchoan

Contractual Carrying Groups



This Month YoY

6,546

LY: 6,452 (+1.5%)

YoY

44,624

LY: 41,925 (+6.4%)



This Month YoY

1,613

LY: 1,402 (+15%)

YoY

12,356

LY: 10,407 (+18.7%)



This Month YoY

0.00

LY: 14.00 (-100%)

YoY

21.00

LY: 64.00 (-67.2%)



This Month YoY

0.00

LY: 66.00 (-100%)

YoY

254.80

LY: 194.20 (+31.2%)

Passengers

Year	Month	Last Year	This Year	Variance %
2024	September	4,510	5,421	20.2 %
2024	October	1,730	3,016	74.3 %
2024	November	797	1,016	27.5 %
2024	December	527	708	34.3 %
2025	January	541	680	25.7 %
2025	February	949	790	-16.8 %
2025	March	1,367	1,479	8.2 %
2025	April	3,924	5,287	34.7 %
2025	May	6,944	6,780	-2.4 %
2025	June	5,671	5,563	-1.9 %
2025	July	8,513	7,338	-13.8 %
2025	August	6,452	6,546	1.5 %
Total		41,925	44,624	6.4 %

Cars

Year	Month	Last Year	This Year	Variance %
2024	September	1,210	1,611	33.1 %
2024	October	358	888	148.0 %
2024	November	212	327	54.2 %
2024	December	167	226	35.3 %
2025	January	182	196	7.7 %
2025	February	274	242	-11.7 %
2025	March	271	494	82.3 %
2025	April	932	1,398	50.0 %
2025	May	1,843	2,062	11.9 %
2025	June	1,600	1,698	6.1 %
2025	July	1,956	1,601	-18.1 %
2025	August	1,402	1,613	15.0 %
Total		10,407	12,356	18.7 %

Coach Metres

Year	Month	Last Year	This Year	Variance %
2024	September	0.0	14.0	0.0 %
2024	October	0.0	0.0	0.0 %
2024	November	0.0	0.0	0.0 %
2024	December	0.0	0.0	0.0 %
2025	January	0.0	0.0	0.0 %
2025	February	0.0	0.0	0.0 %
2025	March	0.0	0.0	0.0 %
2025	April	0.0	7.0	0.0 %
2025	May	21.0	0.0	-100.0 %
2025	June	7.0	0.0	-100.0 %
2025	July	22.0	0.0	-100.0 %
2025	August	14.0	0.0	-100.0 %
Total		64.0	21.0	-67.2 %

Commercial Vehicle Metres

Year	Month	Last Year	This Year	Variance %
2024	September	0.0	0.0	0.0 %
2024	October	0.0	35.0	0.0 %
2024	November	0.0	0.0	0.0 %
2024	December	14.0	0.0	-100.0 %
2025	January	0.0	22.0	0.0 %
2025	February	0.0	93.0	0.0 %
2025	March	0.0	53.0	0.0 %
2025	April	0.0	45.0	0.0 %
2025	May	41.0	6.8	-83.4 %
2025	June	50.0	0.0	-100.0 %
2025	July	23.2	0.0	-100.0 %
2025	August	66.0	0.0	-100.0 %
Total		194.2	254.8	31.2 %

Fionnphort - Iona

Contractual Carrying Groups



This Month YoY

39,110

LY: 34,657 (+12.8%)

YoY

228,918

LY: 214,050 (+6.9%)



This Month YoY

1,077

LY: 846 (+27.3%)

YoY

9,598

LY: 7,762 (+23.7%)



This Month YoY

0.00

LY: 0.00

YoY

84.00

LY: 1.00 (+8300%)



This Month YoY

789.00

LY: 578.40 (+36.4%)

YoY

5.53K

LY: 4.17K (+32.8%)

Passengers

Year	Month	Last Year	This Year	Variance %
2024	September	25,228	31,403	24.5 %
2024	October	12,542	13,273	5.8 %
2024	November	3,641	3,651	0.3 %
2024	December	1,889	2,166	14.7 %
2025	January	2,158	2,751	27.5 %
2025	February	2,927	3,072	5.0 %
2025	March	7,233	6,516	-9.9 %
2025	April	17,378	23,606	35.8 %
2025	May	33,392	34,432	3.1 %
2025	June	33,223	31,364	-5.6 %
2025	July	39,782	37,574	-5.6 %
2025	August	34,657	39,110	12.8 %
Total		214,050	228,918	6.9 %

Cars

Year	Month	Last Year	This Year	Variance %
2024	September	759	751	-1.1 %
2024	October	636	654	2.8 %
2024	November	614	675	9.9 %
2024	December	473	533	12.7 %
2025	January	458	611	33.4 %
2025	February	512	670	30.9 %
2025	March	678	839	23.7 %
2025	April	679	829	22.1 %
2025	May	704	827	17.5 %
2025	June	648	873	34.7 %
2025	July	755	1,259	66.8 %
2025	August	846	1,077	27.3 %
Total		7,762	9,598	23.7 %

Coach Metres

Year	Month	Last Year	This Year	Variance %
2024	September	1.0	0.0	-100.0 %
2024	October	0.0	0.0	0.0 %
2024	November	0.0	0.0	0.0 %
2024	December	0.0	0.0	0.0 %
2025	January	0.0	0.0	0.0 %
2025	February	0.0	0.0	0.0 %
2025	March	0.0	0.0	0.0 %
2025	April	0.0	0.0	0.0 %
2025	May	0.0	8.0	0.0 %
2025	June	0.0	38.0	0.0 %
2025	July	0.0	38.0	0.0 %
2025	August	0.0	0.0	0.0 %
Total		1.0	84.0	8300.0 %

Commercial Vehicle Metres

Year	Month	Last Year	This Year	Variance %
2024	September	304.5	440.3	44.6 %
2024	October	265.5	263.4	-0.8 %
2024	November	241.0	550.5	128.4 %
2024	December	197.0	313.0	58.9 %
2025	January	163.0	184.0	12.9 %
2025	February	220.0	206.0	-6.4 %
2025	March	259.5	467.2	80.0 %
2025	April	304.2	512.0	68.3 %
2025	May	455.0	452.6	-0.5 %
2025	June	636.2	608.0	-4.4 %
2025	July	543.1	746.4	37.4 %
2025	August	578.4	789.0	36.4 %
Total		4,167.4	5,532.4	32.8 %



Cars



Oban - Craignure

Year	Month	Last Year	This Year	Var %
2024	September	14,305	14,368	0.4 %
2024	October	9,133	9,385	2.8 %
2024	November	5,212	4,994	-4.2 %
2024	December	4,739	3,892	-17.9 %
2025	January	3,649	4,354	19.3 %
2025	February	5,372	5,377	0.1 %
2025	March	8,265	6,452	-21.9 %
2025	April	10,826	10,268	-5.2 %
2025	May	12,770	11,477	-10.1 %
2025	June	15,095	11,302	-25.1 %
2025	July	16,713	14,604	-12.6 %
2025	August	16,447	16,918	2.9 %
Total		122,526	113,391	-7.5 %

Fishnish - Lochaline

Year	Month	Last Year	This Year	Var %
2024	September	2,842	4,264	50.0 %
2024	October	3,098	3,932	26.9 %
2024	November	1,701	2,280	34.0 %
2024	December	1,589	2,258	42.1 %
2025	January	1,535	1,404	-8.5 %
2025	February	1,716	1,848	7.7 %
2025	March	2,334	2,846	21.9 %
2025	April	3,280	4,792	46.1 %
2025	May	5,770	6,510	12.8 %
2025	June	4,408	5,286	19.9 %
2025	July	4,782	6,358	33.0 %
2025	August	6,042	5,968	-1.2 %
Total		39,097	47,746	22.1 %

Tobermory - Kilchoan


Year	Month	Last Year	This Year	Var %
2024	September	781	1,146	46.7 %
2024	October	194	707	264.4 %
2024	November	122	276	126.2 %
2024	December	126	189	50.0 %
2025	January	156	177	13.5 %
2025	February	251	214	-14.7 %
2025	March	226	395	74.8 %
2025	April	718	1,084	51.0 %
2025	May	1,337	1,462	9.3 %
2025	June	1,207	1,238	2.6 %
2025	July	1,530	1,228	-19.7 %
2025	August	1,058	1,246	17.8 %
Total		7,706	9,362	21.5 %

Fionnphort - Iona

Year	Month	Last Year	This Year	Var %
2024	September	48	351	631.3 %
2024	October	49	263	436.7 %
2024	November	25	298	1092.0 %
2024	December	48	262	445.8 %
2025	January	79	375	374.7 %
2025	February	87	345	296.6 %
2025	March	74	465	528.4 %
2025	April	76	504	563.2 %
2025	May	106	486	358.5 %
2025	June	85	479	463.5 %
2025	July	202	635	214.4 %
2025	August	379	545	43.8 %
Total		1,258	5,008	298.1 %



LGVs



Oban - Craignure				
Year	Month	Last Year	This Year	Var %
2024	September	1,179	1,170	-0.8 %
2024	October	1,030	1,197	16.2 %
2024	November	867	917	5.8 %
2024	December	807	635	-21.3 %
2025	January	686	888	29.4 %
2025	February	1,045	982	-6.0 %
2025	March	1,258	1,103	-12.3 %
2025	April	1,190	1,002	-15.8 %
2025	May	1,067	944	-11.5 %
2025	June	1,230	896	-27.2 %
2025	July	1,255	1,073	-14.5 %
2025	August	1,206	1,159	-3.9 %
Total		12,820	11,966	-6.7 %


Fishnish - Lochaline				
Year	Month	Last Year	This Year	Var %
2024	September	291	711	144.3 %
2024	October	444	886	99.5 %
2024	November	402	824	105.0 %
2024	December	268	771	187.7 %
2025	January	495	698	41.0 %
2025	February	429	719	67.6 %
2025	March	423	876	107.1 %
2025	April	458	933	103.7 %
2025	May	907	1,123	23.8 %
2025	June	650	990	52.3 %
2025	July	902	1,041	15.4 %
2025	August	936	1,015	8.4 %
Total		6,605	10,587	60.3 %

Tobermory - Kilchoan				
Year	Month	Last Year	This Year	Var %
2024	September	30	42	40.0 %
2024	October	12	33	175.0 %
2024	November	2	15	650.0 %
2024	December	10	10	0.0 %
2025	January	3	10	233.3 %
2025	February	2	15	650.0 %
2025	March	3	44	1366.7 %
2025	April	21	46	119.0 %
2025	May	36	64	77.8 %
2025	June	47	55	17.0 %
2025	July	41	47	14.6 %
2025	August	25	43	72.0 %
Total		232	424	82.8 %

Fionnphort - Iona				
Year	Month	Last Year	This Year	Var %
2024	September	34	162	376.5 %
2024	October	32	96	200.0 %
2024	November	28	242	764.3 %
2024	December	59	160	171.2 %
2025	January	45	193	328.9 %
2025	February	59	250	323.7 %
2025	March	36	308	755.6 %
2025	April	45	314	597.8 %
2025	May	29	328	1031.0 %
2025	June	33	376	1039.4 %
2025	July	52	549	955.8 %
Total		596	3,466	481.5 %



Motorhomes



Oban - Craignure				
Year	Month	Last Year	This Year	Var %
2024	September	1,663	1,928	15.9 %
2024	October	785	887	13.0 %
2024	November	196	237	20.9 %
2024	December	141	137	-2.8 %
2025	January	103	129	25.2 %
2025	February	178	184	3.4 %
2025	March	523	341	-34.8 %
2025	April	1,274	1,494	17.3 %
2025	May	1,885	1,679	-10.9 %
2025	June	1,824	1,390	-23.8 %
2025	July	1,840	1,539	-16.4 %
2025	August	1,797	2,019	12.4 %
Total		12,209	11,964	-2.0 %

Fishnish - Lochaline				
Year	Month	Last Year	This Year	Var %
2024	September	294	557	89.5 %
2024	October	203	407	100.5 %
2024	November	51	80	56.9 %
2024	December	19	54	184.2 %
2025	January	28	25	-10.7 %
2025	February	37	57	54.1 %
2025	March	103	142	37.9 %
2025	April	368	721	95.9 %
2025	May	948	1,274	34.4 %
2025	June	541	784	44.9 %
2025	July	567	941	66.0 %
2025	August	738	878	19.0 %
Total		3,897	5,920	51.9 %


Tobermory - Kilchoan				
Year	Month	Last Year	This Year	Var %
2024	September	165	312	89.1 %
2024	October	25	108	332.0 %
2024	November	16	11	-31.3 %
2024	December	3	9	200.0 %
2025	January	2	2	0.0 %
2025	February	2	10	400.0 %
2025	March	17	31	82.4 %
2025	April	129	200	55.0 %
2025	May	394	429	8.9 %
2025	June	283	275	-2.8 %
2025	July	290	252	-13.1 %
2025	August	237	230	-3.0 %
Total		1,563	1,869	19.6 %

Fionnphort - Iona				
Year	Month	Last Year	This Year	Var %
2024	September	0	3	0.0 %
2024	October	0	4	0.0 %
2024	November	0	4	0.0 %
2024	December	0	2	0.0 %
2025	January	0	4	0.0 %
2025	February	0	3	0.0 %
2025	March	0	4	0.0 %
2025	April	0	0	0.0 %
2025	May	0	2	0.0 %
2025	June	0	0	0.0 %
2025	July	0	8	0.0 %
2025	August	2	4	100.0 %
Total		2	38	1800.0 %

Reliability & Punctuality



Reliability									
Route		Fionnphort - Iona		Fishnish - Lochaline		Oban - Craignure		Tobermory - Kilchoan	
Year	Month	Contractual	Actual	Contractual	Actual	Contractual	Actual	Contractual	Actual
2024	September	100.0%	98.9%	99.2%	99.2%	99.7%	97.3%	100.0%	95.0%
	October	99.7%	89.8%	97.2%	96.1%	100.0%	90.1%	100.0%	95.2%
	November	100.0%	94.0%	99.7%	98.3%	99.4%	92.0%	100.0%	96.5%
	December	99.5%	77.5%	99.6%	93.8%	83.7%	68.3%	100.0%	89.0%
2025	January	99.1%	81.7%	100.0%	95.5%	99.4%	95.1%	97.6%	92.9%
	February	100.0%	89.9%	99.6%	98.2%	100.0%	94.7%	100.0%	86.3%
	March	100.0%	96.8%	100.0%	100.0%	98.3%	95.9%	100.0%	95.1%
	April	100.0%	100.0%	100.0%	99.8%	92.9%	91.7%	100.0%	96.5%
	May	99.8%	99.1%	96.9%	96.9%	100.0%	100.0%	99.5%	99.0%
	June	100.0%	100.0%	100.0%	100.0%	100.0%	100.0%	100.0%	100.0%
	July	100.0%	100.0%	99.5%	99.3%	100.0%	100.0%	100.0%	99.8%
	August	100.0%	97.2%	100.0%	97.6%	99.7%	93.8%	100.0%	89.1%
Total		99.9%	95.5%	99.3%	98.0%	98.0%	93.9%	99.8%	95.4%



Punctuality									
Route		Fionnphort - Iona		Fishnish - Lochaline		Oban - Craignure		Tobermory - Kilchoan	
Year	Month	Contractual	Actual	Contractual	Actual	Contractual	Actual	Contractual	Actual
2024	September	99.9%	97.4%	99.4%	91.2%	98.6%	90.9%	100.0%	98.4%
	October	100.0%	97.8%	100.0%	99.7%	98.6%	85.3%	100.0%	99.1%
	November	99.8%	97.4%	99.8%	99.1%	98.5%	92.2%	98.2%	91.0%
	December	99.7%	85.8%	99.8%	98.3%	99.6%	42.0%	97.9%	94.5%
2025	January	100.0%	94.8%	100.0%	99.6%	98.8%	80.4%	100.0%	98.7%
	February	99.7%	91.9%	99.4%	97.2%	99.4%	93.0%	100.0%	100.0%
	March	98.2%	91.2%	99.8%	99.4%	99.6%	87.1%	100.0%	98.5%
	April	100.0%	97.1%	99.6%	96.1%	98.5%	93.2%	100.0%	98.5%
	May	99.9%	97.8%	98.5%	90.0%	98.9%	92.6%	100.0%	98.3%
	June	100.0%	97.2%	99.7%	98.7%	99.0%	91.7%	99.5%	96.8%
	July	99.8%	96.9%	98.8%	92.3%	98.4%	92.2%	99.5%	97.8%
	August	100.0%	97.3%	99.7%	96.6%	98.5%	91.6%	100.0%	98.9%
Total		99.8%	96.1%	99.5%	96.2%	98.8%	88.1%	99.7%	97.8%



Reliability & Punctuality Summary

Summary of Scheduled, Operated, Cancelled & Diverted Sailings by Route and Leg

Year	Month	Route	Leg	Operated Sailings	Scheduled Sailings	Additional Sailings	Cancelled Sailings	Diverted Sailings
2025	August	Fionnphort - Iona	Fionnphort-Iona	448	455	19	13	0
2025	August	Fionnphort - Iona	Iona-Fionnphort	468	477	17	13	0
2025	August	Fishnish - Lochaline	Fishnish-Lochaline	401	409	2	10	0
2025	August	Fishnish - Lochaline	Lochaline-Fishnish	401	409	2	10	0
2025	August	Oban - Cragnure	Cragnure-Oban	293	312	0	19	0
2025	August	Oban - Cragnure	Oban-Cragnure	292	312	0	20	0
2025	August	Tobermory - Kilchoan	Kilchoan-Tobermory	185	207	1	23	0
2025	August	Tobermory - Kilchoan	Tobermory-Kilchoan	185	207	0	22	0
Total				2,673	2,788	41	130	0

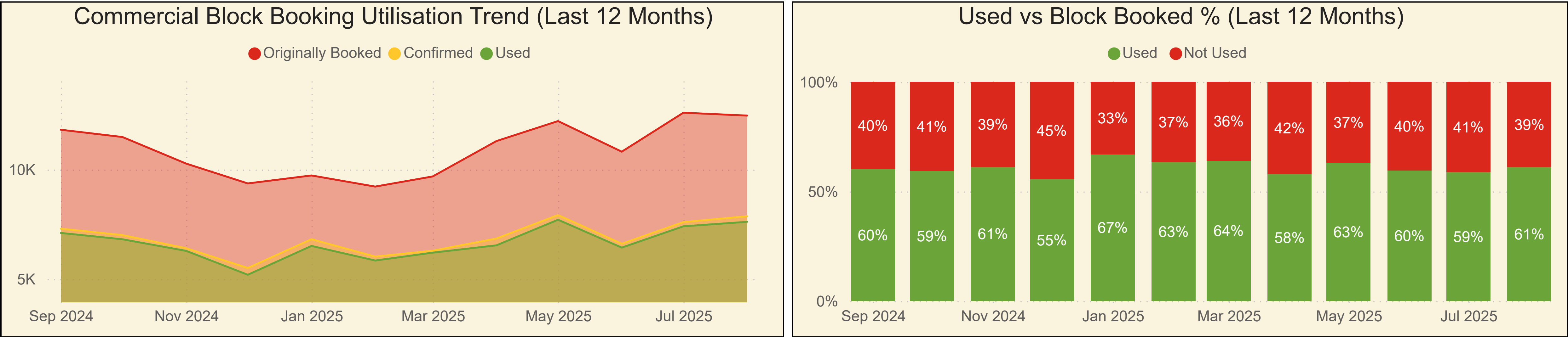
Summary of Cancellations, Lateness & Relief Events by Route and Leg

Year	Month	Route	Leg	Cancelled Sailings	Cancelled (Relief)	Cancelled (No Relief)	On Time	Level 1 Late	Level 1 (Relief)	Level 1 (No Relief)	Level 2 Late	Level 2 (Relief)	Level 2 (No Relief)
2025	August	Fionnphort - Iona	Fionnphort-Iona	13	13	0	416	6	6	0	7	7	0
2025	August	Fionnphort - Iona	Iona-Fionnphort	13	13	0	440	4	4	0	7	7	0
2025	August	Fishnish - Lochaline	Fishnish-Lochaline	10	10	0	384	11	11	0	4	4	0
2025	August	Fishnish - Lochaline	Lochaline-Fishnish	10	10	0	387	11	9	2	1	1	0
2025	August	Oban - Cragnure	Cragnure-Oban	19	19	0	267	18	18	0	8	6	2
2025	August	Oban - Cragnure	Oban-Cragnure	20	18	2	269	15	12	3	8	4	4
2025	August	Tobermory - Kilchoan	Kilchoan-Tobermory	23	23	0	181	3	3	0	0	0	0
2025	August	Tobermory - Kilchoan	Tobermory-Kilchoan	22	22	0	184	1	1	0	0	0	0
Total				130	128	2	2,528	69	64	5	35	29	6



Block Booked vs Utilised

Route Name	Month Year	Originally Booked	Booked 24hrs Prior	Confirmed	No Show	Used	Confirmed vs Block Booked	Used vs Confirmed	Used vs Block Booked
Oban - Craignure	Sep-2024	11,819	8,577	7,301	194	7,107	62%	97%	60%
Oban - Craignure	Oct-2024	11,486	7,687	7,008	190	6,818	61%	97%	59%
Oban - Craignure	Nov-2024	10,272	8,015	6,408	120	6,288	62%	98%	61%
Oban - Craignure	Dec-2024	9,367	6,867	5,505	307	5,198	59%	94%	55%
Oban - Craignure	Jan-2025	9,731	8,059	6,820	305	6,515	70%	96%	67%
Oban - Craignure	Feb-2025	9,223	7,417	6,026	179	5,847	65%	97%	63%
Oban - Craignure	Mar-2025	9,686	7,932	6,295	88	6,207	65%	99%	64%
Oban - Craignure	Apr-2025	11,301	8,790	6,851	310	6,541	61%	95%	58%
Oban - Craignure	May-2025	12,214	10,075	7,921	212	7,709	65%	97%	63%
Oban - Craignure	Jun-2025	10,816	8,411	6,612	175	6,437	61%	97%	60%
Oban - Craignure	Jul-2025	12,596	9,296	7,600	191	7,410	60%	97%	59%
Oban - Craignure	Aug-2025	12,464	9,894	7,868	253	7,615	63%	97%	61%
Total		130,976	101,019	82,216	2,522	79,693	63%	97%	61%



Note: This report shows block bookings made by block booking customers for any commercial vehicle over 6 metres in length or any LGV that consumes High Lane Metreage. It does not include any bookings on sailings that were cancelled by CalMac. High Lane Metreage refers to deck meterage for high vehicles such as Commercials or LGVs.