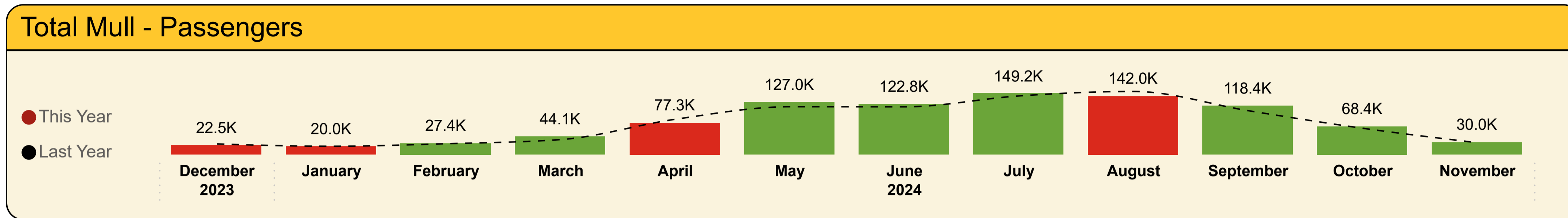


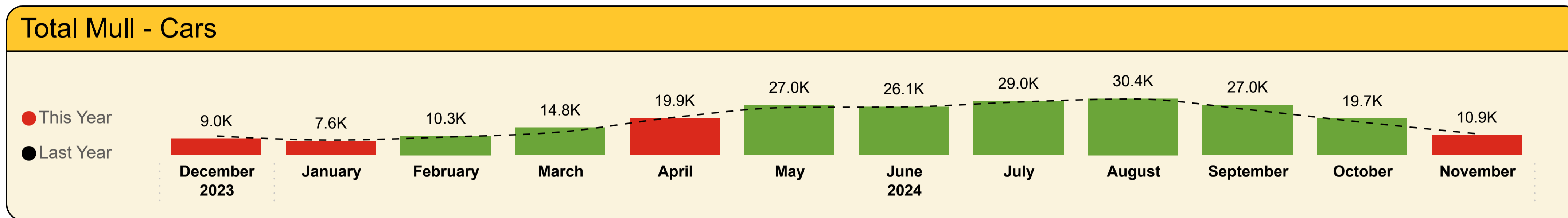


Shipped Passengers



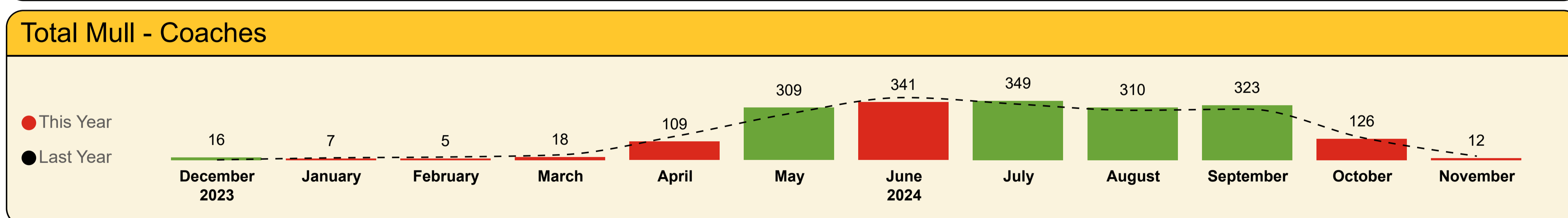
This Month YoY
29,964
LY: 28,847 (+3.87%)

YoY
949,027
LY: 921,557 (+3%)



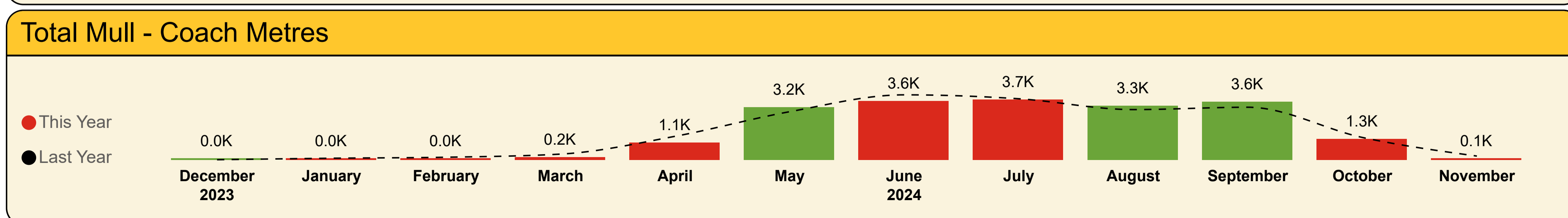
This Month YoY
10,905
LY: 11,489 (-5.08%)

YoY
231,785
LY: 225,367 (+2.8%)



This Month YoY
12
LY: 23 (-47.83%)

YoY
1925
LY: 1,922 (+0.2%)

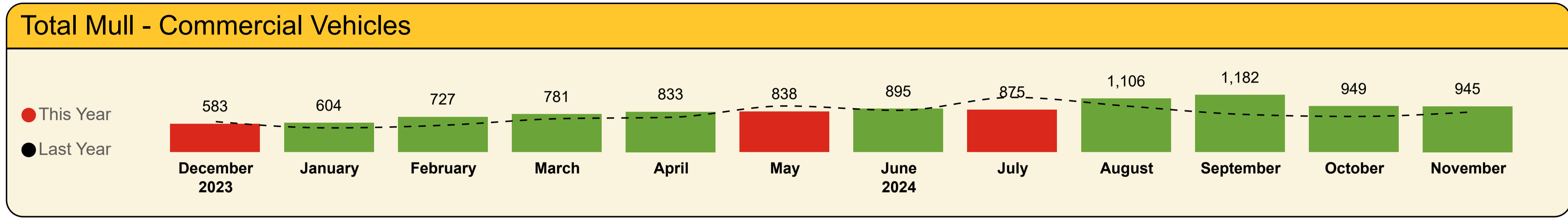


This Month YoY
81.7
LY: 231.1 (-64.6%)

YoY
20.2K
LY: 20.7K (-2.4%)

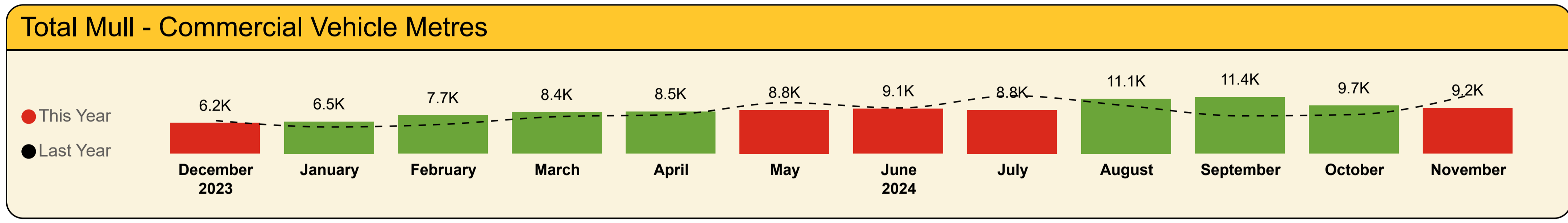


Shipped Passengers



This Month YoY
945
LY: 824 (+14.7%)

YoY
10,318
LY: 9,327 (+10.6%)



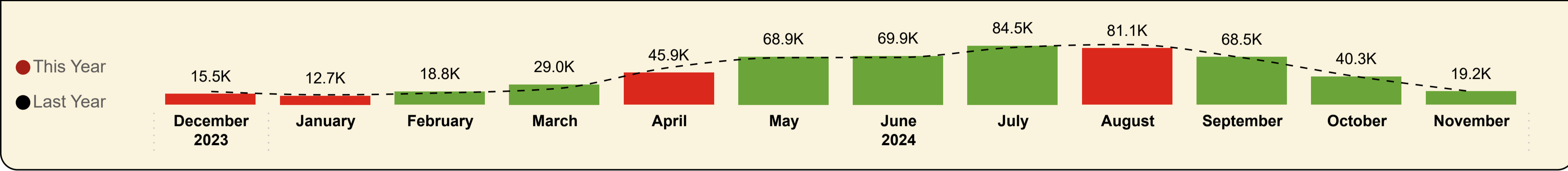
This Month YoY
9.2K
LY: 11.7K (-21.5%)

YoY
105.2K
LY: 101.3K (+3.9%)



Shipped Passengers

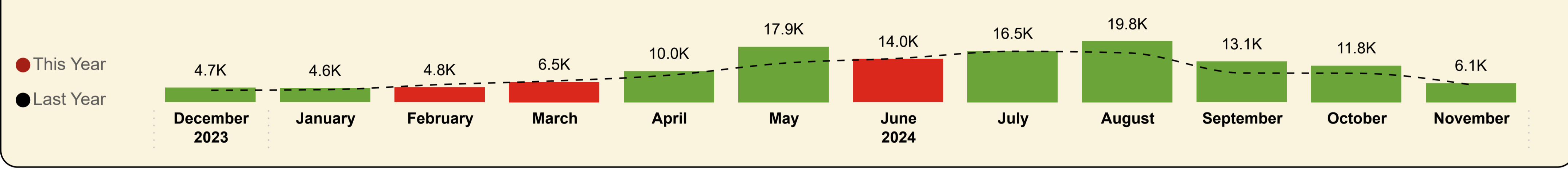
Oban - Craignure



This Month YoY
19,213
LY: 18,864 (+1.85%)

YoY
554,258
LY: 556,239 (-0.4%)

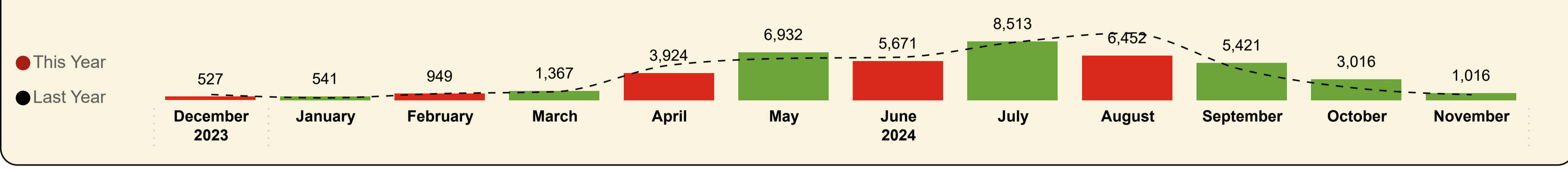
Fishnish - Lochaline



This Month YoY
6,124
LY: 5,606 (+9.24%)

YoY
129,682
LY: 112,736 (+15%)

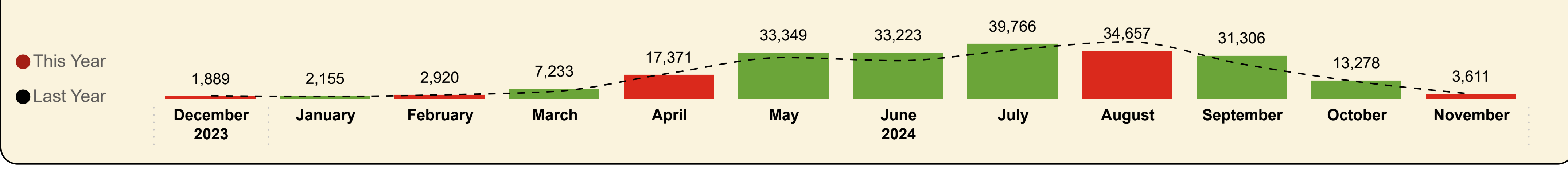
Tobermory - Kilchoan



This Month YoY
1,016
LY: 797 (+27.48%)

YoY
44,329
LY: 45,645 (-2.9%)

Fionnphort - Iona

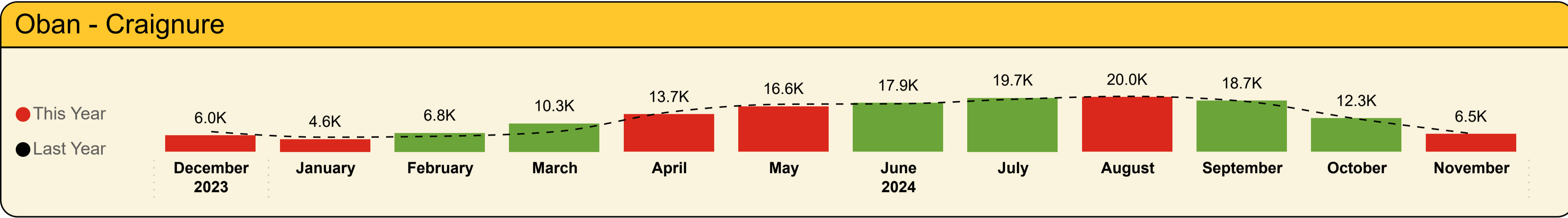


This Month YoY
3,611
LY: 3,641 (-0.82%)

YoY
220,758
LY: 206,936 (+6.7%)

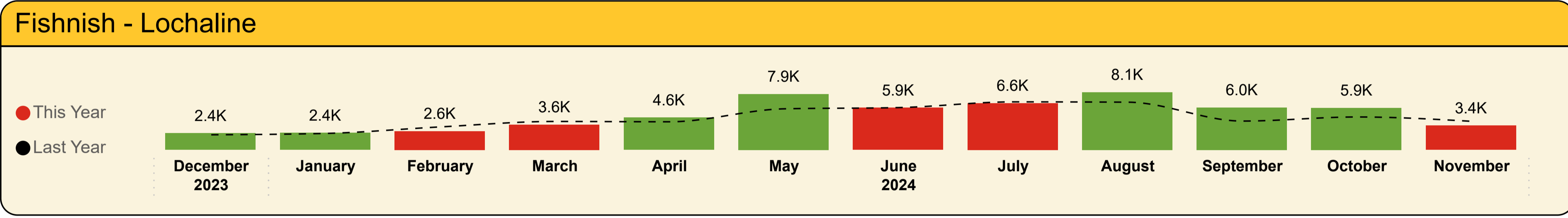


Shipped Cars



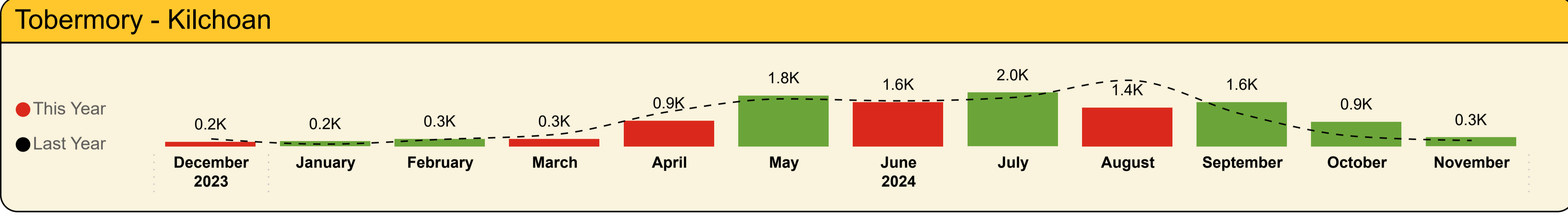
This Month YoY
6,492
LY: 6,655 (-2.45%)

YoY
153,205
LY: 152,011 (+0.8%)



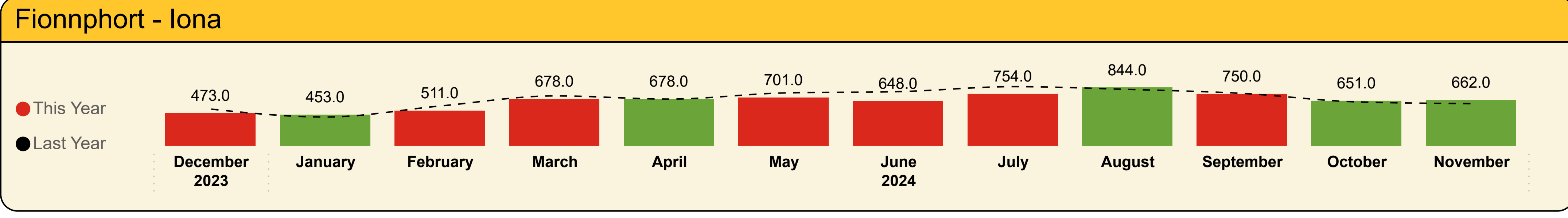
This Month YoY
3,424
LY: 4,027 (-14.97%)

YoY
59,338
LY: 53,637 (+10.6%)



This Month YoY
327
LY: 212 (+54.25%)

YoY
11,439
LY: 11,575 (-1.2%)



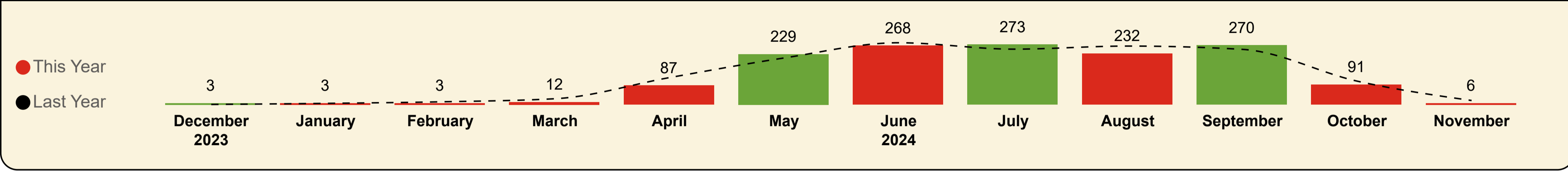
This Month YoY
662
LY: 610 (+8.52%)

YoY
7,803
LY: 8,143 (-4.2%)



Shipped Coaches

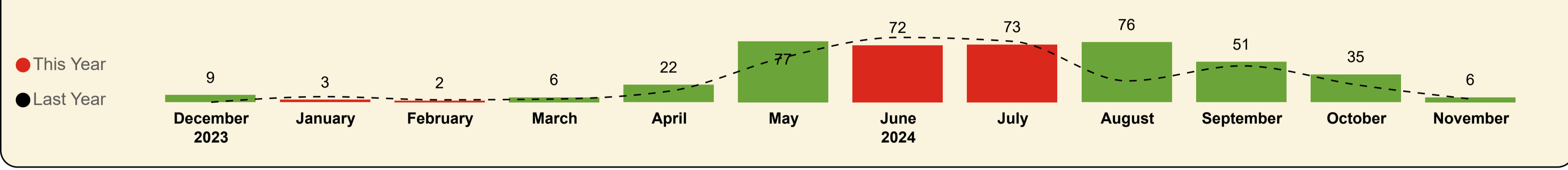
Oban - Craignure



This Month YoY
6
LY: 19 (-68.42%)

YoY
1477
LY: 1,558 (-5.2%)

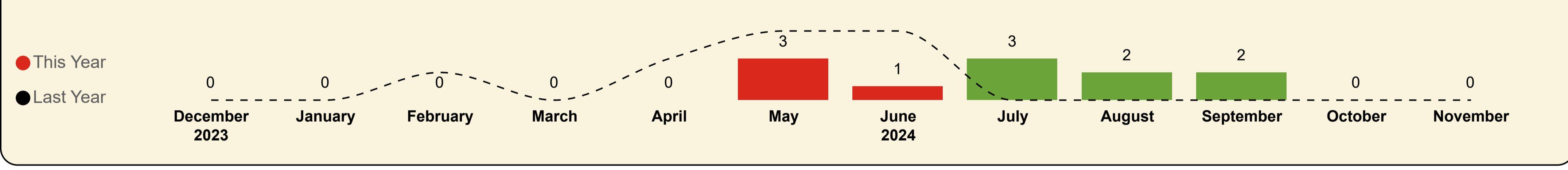
Fishnish - Lochaline



This Month YoY
6
LY: 4 (+50%)

YoY
432
LY: 343 (+26.1%)

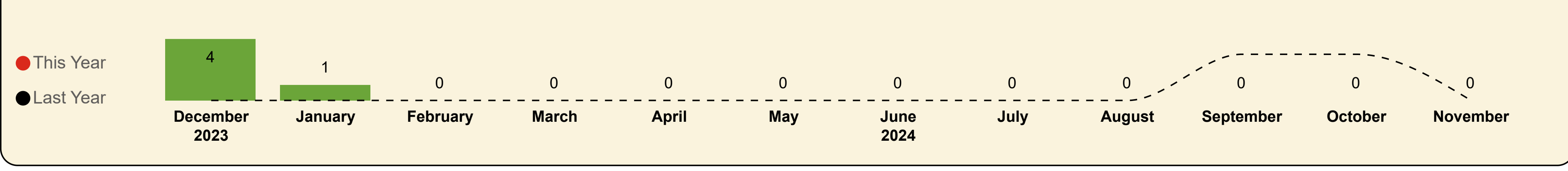
Tobermory - Kilchoan



This Month YoY
0
LY: 0

YoY
11
LY: 15 (-26.7%)

Fionnphort - Iona

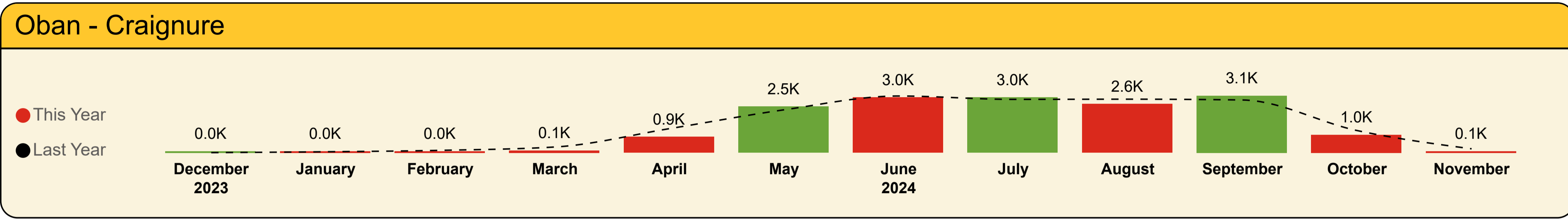


This Month YoY
0
LY: 0

YoY
5
LY: 6 (-16.7%)

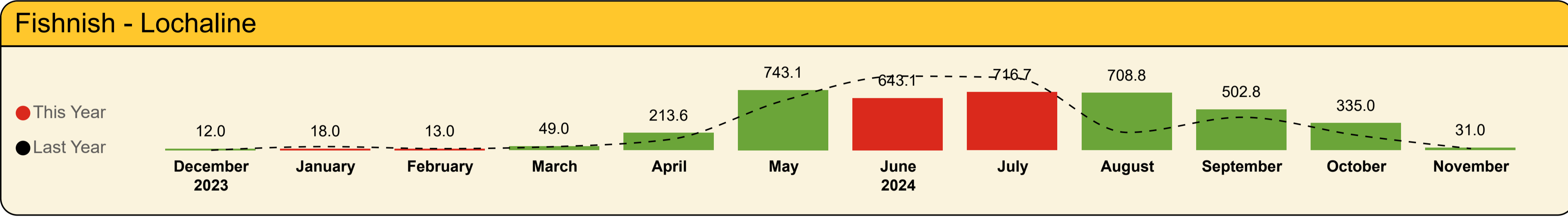


Shipped Coach Metres



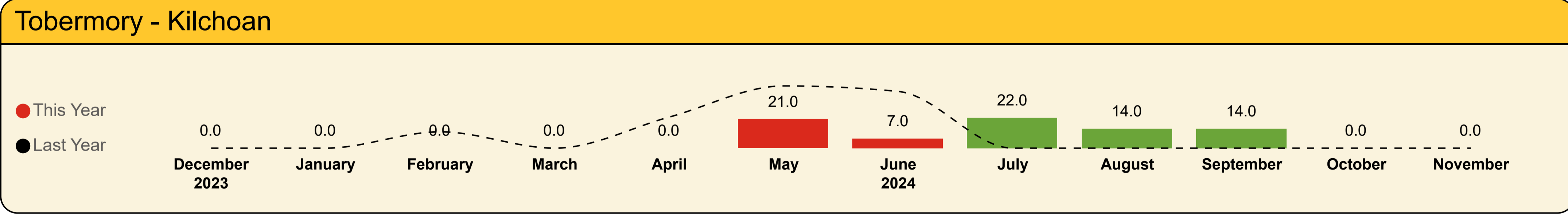
This Month YoY
50.7
LY: 211.1 (-76%)

YoY
16.1K
LY: 17.1K (-5.6%)



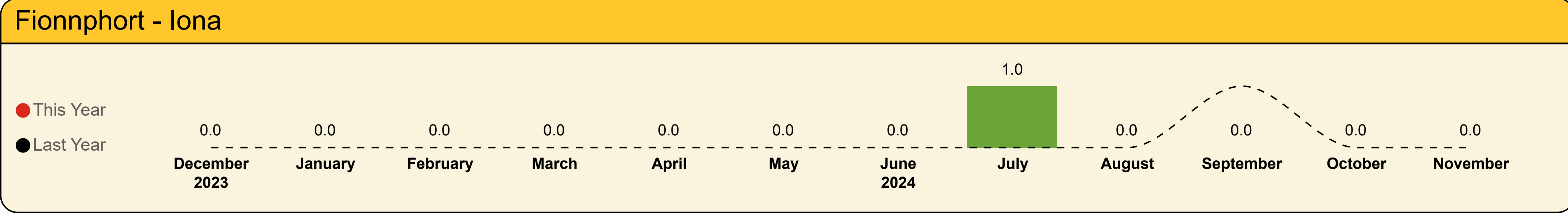
This Month YoY
31.0
LY: 20.0 (+55%)

YoY
4.0K
LY: 3.5K (+14.1%)



This Month YoY
0.0
LY: 0.0

YoY
78.0
LY: 120.3 (-35.2%)

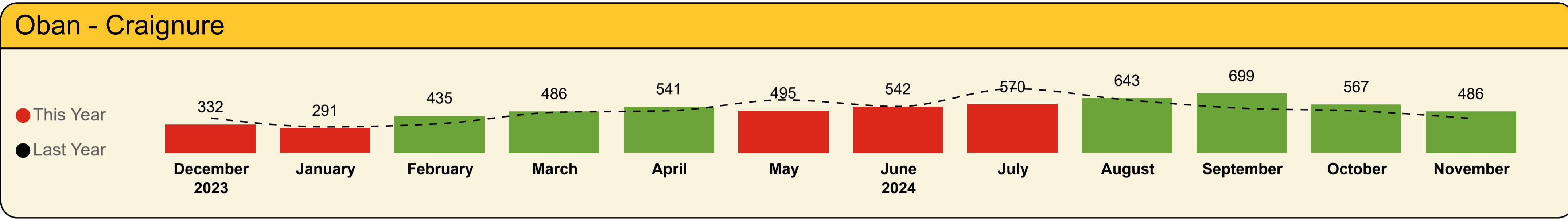


This Month YoY
0.0
LY: 0.0

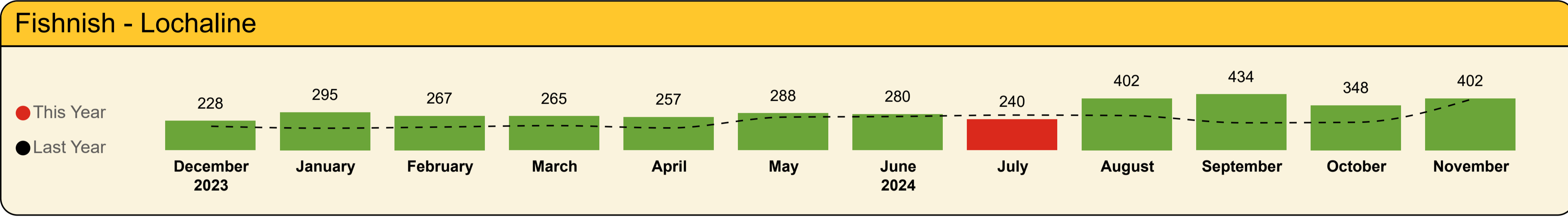
YoY
1.0
LY: 1.0 (+0%)



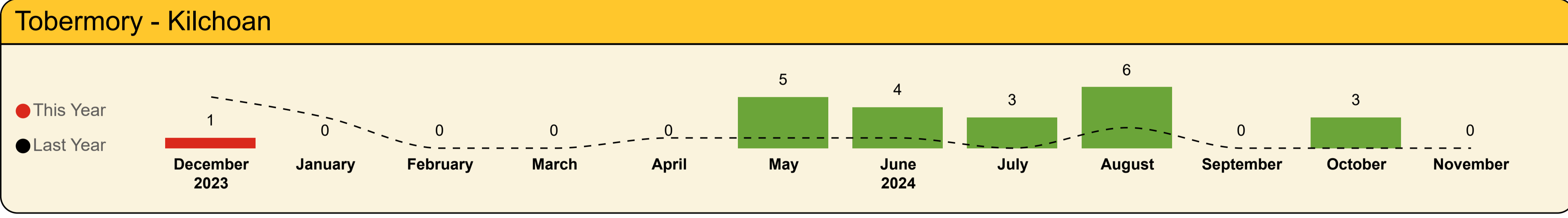
Shipped Commercial Vehicles



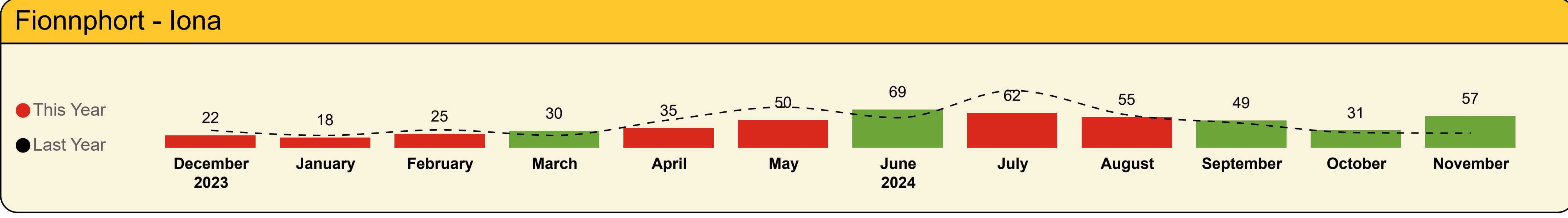
| |
|-----------------------------------|
| This Month YoY |
| 486 LY: 403 (+20.6%) |
| YoY |
| 6,087 LY: 5,984 (+1.7%) |



| |
|----------------------------------|
| This Month YoY |
| 402 LY: 395 (+1.8%) |
| YoY |
| 3,706 LY: 2,787 (+33%) |



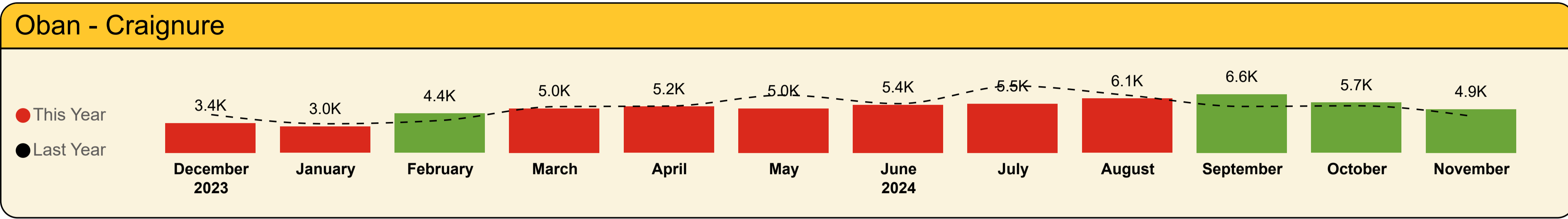
| |
|------------------------------|
| This Month YoY |
| 0 LY: 0 |
| YoY |
| 22 LY: 13 (+69.2%) |



| |
|-------------------------------|
| This Month YoY |
| 57 LY: 26 (+119.2%) |
| YoY |
| 503 LY: 543 (-7.4%) |

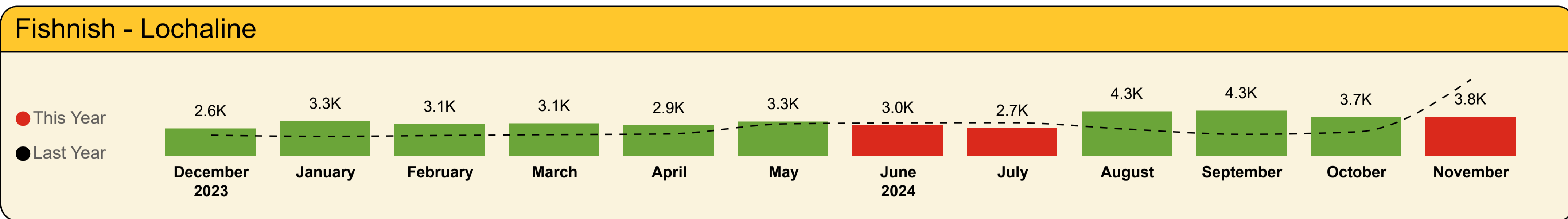


Shipped Commercial Vehicle Metres



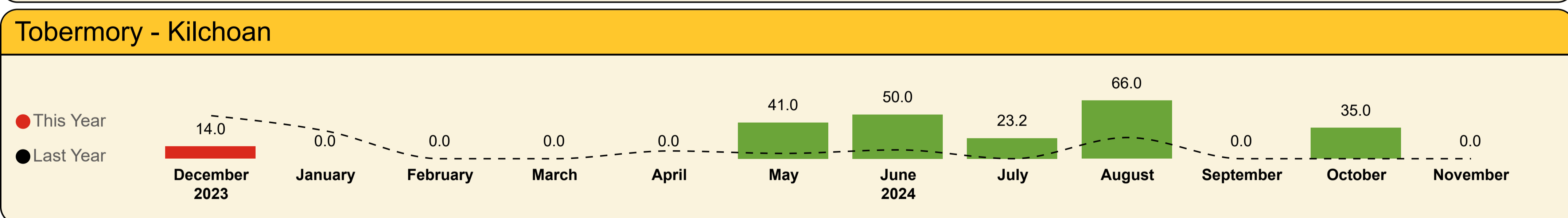
This Month YoY
4.9K
LY: 4.1K (+18.8%)

YoY
60.3K
LY: 62.5K (-3.6%)



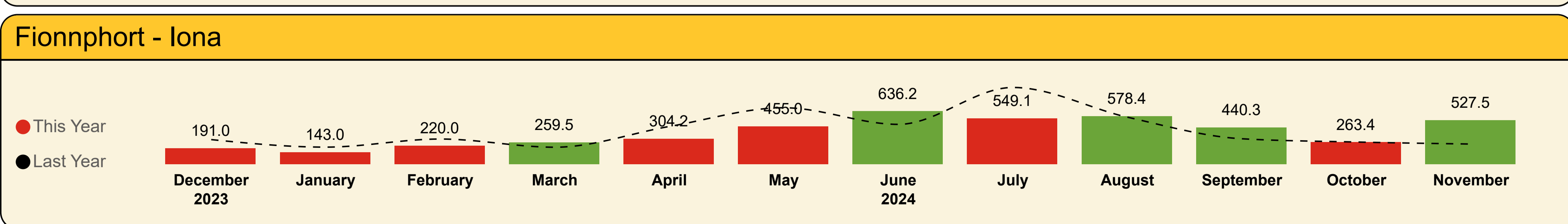
This Month YoY
3.8K
LY: 7.4K (-48.8%)

YoY
40.2K
LY: 33.8K (+19%)



This Month YoY
0.0
LY: 0.0

YoY
229.2
LY: 129.1 (+77.5%)



This Month YoY
527.5
LY: 241.0 (+118.9%)

YoY
4.6K
LY: 4.9K (-7%)



Mull Total

Contractual Carrying Groups



This Month YoY

29,964

LY: 28,908 (+3.7%)

YoY

949,027

LY: 921,557 (+3%)



This Month YoY


10,905

LY: 11,504 (-5.2%)

YoY

231,785

LY: 225,367 (+2.8%)



This Month YoY

81.7

LY: 231.1 (-64.6%)

YoY

20.2K

LY: 20.7K (-2.4%)



This Month YoY

9.2K

LY: 11.7K (-21.5%)

YoY

105.2K

LY: 101.3K (+3.9%)

Passengers

| Year | Month | Last Year | This Year | Variance % |
|--------------|-----------|----------------|----------------|--------------|
| 2023 | December | 25,916 | 22,543 | -13.0 % |
| 2024 | January | 20,343 | 19,957 | -1.9 % |
| 2024 | February | 26,477 | 27,449 | 3.7 % |
| 2024 | March | 36,503 | 44,099 | 20.8 % |
| 2024 | April | 85,737 | 77,253 | -9.9 % |
| 2024 | May | 116,027 | 127,025 | 9.5 % |
| 2024 | June | 115,848 | 122,760 | 6.0 % |
| 2024 | July | 142,294 | 149,224 | 4.9 % |
| 2024 | August | 153,109 | 141,964 | -7.3 % |
| 2024 | September | 106,510 | 118,382 | 11.1 % |
| 2024 | October | 63,884 | 68,407 | 7.1 % |
| 2024 | November | 28,908 | 29,964 | 3.7 % |
| Total | | 921,557 | 949,027 | 3.0 % |

Cars

| Year | Month | Last Year | This Year | Variance % |
|--------------|-----------|----------------|----------------|--------------|
| 2023 | December | 10,288 | 8,986 | -12.7 % |
| 2024 | January | 8,143 | 7,638 | -6.2 % |
| 2024 | February | 9,745 | 10,260 | 5.3 % |
| 2024 | March | 12,501 | 14,827 | 18.6 % |
| 2024 | April | 20,419 | 19,911 | -2.5 % |
| 2024 | May | 25,684 | 27,005 | 5.1 % |
| 2024 | June | 25,989 | 26,055 | 0.3 % |
| 2024 | July | 28,626 | 29,014 | 1.4 % |
| 2024 | August | 30,242 | 30,397 | 0.5 % |
| 2024 | September | 24,529 | 27,042 | 10.2 % |
| 2024 | October | 17,698 | 19,745 | 11.6 % |
| 2024 | November | 11,504 | 10,905 | -5.2 % |
| Total | | 225,367 | 231,785 | 2.8 % |

Coach Metres

| Year | Month | Last Year | This Year | Variance % |
|--------------|-----------|-----------------|-----------------|---------------|
| 2023 | December | 6.0 | 39.0 | 550.0 % |
| 2024 | January | 98.5 | 37.9 | -61.5 % |
| 2024 | February | 159.6 | 33.8 | -78.8 % |
| 2024 | March | 352.4 | 171.0 | -51.5 % |
| 2024 | April | 1,446.8 | 1,070.0 | -26.0 % |
| 2024 | May | 2,958.1 | 3,239.7 | 9.5 % |
| 2024 | June | 3,993.0 | 3,616.2 | -9.4 % |
| 2024 | July | 3,752.3 | 3,702.9 | -1.3 % |
| 2024 | August | 3,087.4 | 3,332.2 | 7.9 % |
| 2024 | September | 3,231.8 | 3,571.4 | 10.5 % |
| 2024 | October | 1,375.2 | 1,297.4 | -5.7 % |
| 2024 | November | 231.1 | 81.7 | -64.6 % |
| Total | | 20,692.3 | 20,193.1 | -2.4 % |

Commercial Vehicle Metres

| Year | Month | Last Year | This Year | Variance % |
|--------------|-----------|------------------|------------------|--------------|
| 2023 | December | 6,648.2 | 6,193.2 | -6.8 % |
| 2024 | January | 5,379.6 | 6,455.9 | 20.0 % |
| 2024 | February | 5,915.4 | 7,726.6 | 30.6 % |
| 2024 | March | 7,459.9 | 8,389.8 | 12.5 % |
| 2024 | April | 7,856.7 | 8,471.2 | 7.8 % |
| 2024 | May | 10,271.7 | 8,802.5 | -14.3 % |
| 2024 | June | 9,213.6 | 9,060.8 | -1.7 % |
| 2024 | July | 11,660.7 | 8,788.2 | -24.6 % |
| 2024 | August | 9,655.0 | 11,052.5 | 14.5 % |
| 2024 | September | 7,616.9 | 11,396.1 | 49.6 % |
| 2024 | October | 7,882.0 | 9,700.1 | 23.1 % |
| 2024 | November | 11,739.1 | 9,209.6 | -21.5 % |
| Total | | 101,298.8 | 105,246.3 | 3.9 % |




This Month YoY
19,213
LY: 18,864 (+1.9%)

YoY
554,258
LY: 556,239 (-0.4%)



This Month YoY
6,492
LY: 6,655 (-2.4%)

YoY
153,205
LY: 152,011 (+0.8%)



This Month YoY
50.7
LY: 211.1 (-76%)

YoY
16.1K
LY: 17.1K (-5.6%)



This Month YoY
4.9K
LY: 4.1K (+18.8%)

YoY
60.3K
LY: 62.5K (-3.6%)

Passengers

| Year | Month | Last Year | This Year | Variance % |
|--------------|-----------|----------------|----------------|---------------|
| 2023 | December | 18,881 | 15,463 | -18.1 % |
| 2024 | January | 14,126 | 12,705 | -10.1 % |
| 2024 | February | 16,805 | 18,788 | 11.8 % |
| 2024 | March | 22,905 | 29,015 | 26.7 % |
| 2024 | April | 53,337 | 45,944 | -13.9 % |
| 2024 | May | 67,465 | 68,862 | 2.1 % |
| 2024 | June | 67,769 | 69,908 | 3.2 % |
| 2024 | July | 82,041 | 84,465 | 3.0 % |
| 2024 | August | 86,283 | 81,085 | -6.0 % |
| 2024 | September | 67,486 | 68,513 | 1.5 % |
| 2024 | October | 40,277 | 40,297 | 0.0 % |
| 2024 | November | 18,864 | 19,213 | 1.9 % |
| Total | | 556,239 | 554,258 | -0.4 % |

Cars

| Year | Month | Last Year | This Year | Variance % |
|--------------|-----------|----------------|----------------|--------------|
| 2023 | December | 7,363 | 5,994 | -18.6 % |
| 2024 | January | 5,326 | 4,605 | -13.5 % |
| 2024 | February | 5,679 | 6,838 | 20.4 % |
| 2024 | March | 7,340 | 10,323 | 40.6 % |
| 2024 | April | 14,521 | 13,749 | -5.3 % |
| 2024 | May | 17,406 | 16,586 | -4.7 % |
| 2024 | June | 17,587 | 17,872 | 1.6 % |
| 2024 | July | 19,224 | 19,723 | 2.6 % |
| 2024 | August | 20,301 | 20,015 | -1.4 % |
| 2024 | September | 18,545 | 18,713 | 0.9 % |
| 2024 | October | 12,065 | 12,295 | 1.9 % |
| 2024 | November | 6,655 | 6,492 | -2.4 % |
| Total | | 152,011 | 153,205 | 0.8 % |

Coach Metres

| Year | Month | Last Year | This Year | Variance % |
|--------------|-----------|-----------------|-----------------|---------------|
| 2023 | December | 6.0 | 27.0 | 350.0 % |
| 2024 | January | 54.0 | 19.9 | -63.1 % |
| 2024 | February | 128.8 | 20.8 | -83.9 % |
| 2024 | March | 308.4 | 122.0 | -60.4 % |
| 2024 | April | 1,292.0 | 856.4 | -33.7 % |
| 2024 | May | 2,299.8 | 2,475.6 | 7.6 % |
| 2024 | June | 3,038.0 | 2,966.1 | -2.4 % |
| 2024 | July | 2,857.3 | 2,963.2 | 3.7 % |
| 2024 | August | 2,868.1 | 2,609.4 | -9.0 % |
| 2024 | September | 2,824.5 | 3,054.6 | 8.1 % |
| 2024 | October | 1,189.8 | 962.4 | -19.1 % |
| 2024 | November | 211.1 | 50.7 | -76.0 % |
| Total | | 17,077.8 | 16,128.0 | -5.6 % |

Commercial Vehicle Metres

| Year | Month | Last Year | This Year | Variance % |
|--------------|-----------|-----------------|-----------------|---------------|
| 2023 | December | 4,308.9 | 3,356.1 | -22.1 % |
| 2024 | January | 3,274.2 | 2,968.1 | -9.3 % |
| 2024 | February | 3,649.8 | 4,435.5 | 21.5 % |
| 2024 | March | 5,212.5 | 5,001.5 | -4.0 % |
| 2024 | April | 5,278.4 | 5,233.3 | -0.9 % |
| 2024 | May | 6,508.9 | 5,004.1 | -23.1 % |
| 2024 | June | 5,551.5 | 5,408.5 | -2.6 % |
| 2024 | July | 7,548.5 | 5,540.3 | -26.6 % |
| 2024 | August | 6,497.2 | 6,126.8 | -5.7 % |
| 2024 | September | 5,233.9 | 6,606.1 | 26.2 % |
| 2024 | October | 5,308.6 | 5,677.5 | 6.9 % |
| 2024 | November | 4,137.0 | 4,913.5 | 18.8 % |
| Total | | 62,509.3 | 60,271.3 | -3.6 % |



Fishnish - Lochaline

Contractual Carrying Groups



This Month YoY
6,124
LY: 5,606 (+9.2%)

YoY
129,682
LY: 112,736 (+15%)



This Month YoY
3,424
LY: 4,027 (-15%)

YoY
59,338
LY: 53,637 (+10.6%)



This Month YoY
31.0
LY: 20.0 (+55%)

YoY
4.0K
LY: 3.5K (+14.1%)



This Month YoY
3.8K
LY: 7.4K (-48.8%)

YoY
40.2K
LY: 33.8K (+19%)

Passengers

| Year | Month | Last Year | This Year | Variance % |
|--------------|-----------|----------------|----------------|---------------|
| 2023 | December | 3,859 | 4,664 | 20.9 % |
| 2024 | January | 4,072 | 4,556 | 11.9 % |
| 2024 | February | 5,707 | 4,792 | -16.0 % |
| 2024 | March | 6,885 | 6,484 | -5.8 % |
| 2024 | April | 8,741 | 10,014 | 14.6 % |
| 2024 | May | 12,611 | 17,882 | 41.8 % |
| 2024 | June | 14,153 | 13,958 | -1.4 % |
| 2024 | July | 16,428 | 16,480 | 0.3 % |
| 2024 | August | 15,907 | 19,770 | 24.3 % |
| 2024 | September | 9,430 | 13,142 | 39.4 % |
| 2024 | October | 9,337 | 11,816 | 26.6 % |
| 2024 | November | 5,606 | 6,124 | 9.2 % |
| Total | | 112,736 | 129,682 | 15.0 % |

Cars

| Year | Month | Last Year | This Year | Variance % |
|--------------|-----------|---------------|---------------|---------------|
| 2023 | December | 2,125 | 2,352 | 10.7 % |
| 2024 | January | 2,320 | 2,398 | 3.4 % |
| 2024 | February | 3,239 | 2,637 | -18.6 % |
| 2024 | March | 4,009 | 3,555 | -11.3 % |
| 2024 | April | 3,960 | 4,552 | 14.9 % |
| 2024 | May | 5,790 | 7,880 | 36.1 % |
| 2024 | June | 5,966 | 5,935 | -0.5 % |
| 2024 | July | 6,772 | 6,581 | -2.8 % |
| 2024 | August | 6,727 | 8,136 | 20.9 % |
| 2024 | September | 4,062 | 5,977 | 47.1 % |
| 2024 | October | 4,640 | 5,911 | 27.4 % |
| 2024 | November | 4,027 | 3,424 | -15.0 % |
| Total | | 53,637 | 59,338 | 10.6 % |

Coach Metres

| Year | Month | Last Year | This Year | Variance % |
|--------------|-----------|----------------|----------------|---------------|
| 2023 | December | 0.0 | 12.0 | 0.0 % |
| 2024 | January | 44.5 | 18.0 | -59.6 % |
| 2024 | February | 19.0 | 13.0 | -31.6 % |
| 2024 | March | 44.0 | 49.0 | 11.4 % |
| 2024 | April | 132.3 | 213.6 | 61.5 % |
| 2024 | May | 613.3 | 743.1 | 21.2 % |
| 2024 | June | 914.0 | 643.1 | -29.6 % |
| 2024 | July | 895.0 | 716.7 | -19.9 % |
| 2024 | August | 219.3 | 708.8 | 223.2 % |
| 2024 | September | 406.3 | 502.8 | 23.8 % |
| 2024 | October | 185.4 | 335.0 | 80.7 % |
| 2024 | November | 20.0 | 31.0 | 55.0 % |
| Total | | 3,493.2 | 3,986.1 | 14.1 % |

Commercial Vehicle Metres

| Year | Month | Last Year | This Year | Variance % |
|--------------|-----------|-----------------|-----------------|---------------|
| 2023 | December | 1,996.0 | 2,632.1 | 31.9 % |
| 2024 | January | 1,869.9 | 3,344.8 | 78.9 % |
| 2024 | February | 1,964.2 | 3,071.1 | 56.4 % |
| 2024 | March | 2,044.6 | 3,128.8 | 53.0 % |
| 2024 | April | 2,116.9 | 2,933.7 | 38.6 % |
| 2024 | May | 3,079.0 | 3,302.4 | 7.3 % |
| 2024 | June | 3,174.0 | 2,966.1 | -6.6 % |
| 2024 | July | 3,190.0 | 2,675.6 | -16.1 % |
| 2024 | August | 2,569.3 | 4,281.3 | 66.6 % |
| 2024 | September | 2,078.5 | 4,349.7 | 109.3 % |
| 2024 | October | 2,307.9 | 3,724.2 | 61.4 % |
| 2024 | November | 7,361.1 | 3,768.7 | -48.8 % |
| Total | | 33,751.4 | 40,178.2 | 19.0 % |



Tobermory - Kilchoan

Contractual Carrying Groups



This Month YoY

1,016

LY: 797 (+27.5%)

YoY

44,329

LY: 45,645 (-2.9%)



This Month YoY

327

LY: 212 (+54.2%)

YoY

11,439

LY: 11,575 (-1.2%)



This Month YoY

0.0

LY: 0.0

YoY

78.0

LY: 120.3 (-35.2%)



This Month YoY

0.0

LY: 0.0

YoY

229.2

LY: 129.1 (+77.5%)

Passengers

| Year | Month | Last Year | This Year | Variance % |
|--------------|-----------|---------------|---------------|---------------|
| 2023 | December | 817 | 527 | -35.5 % |
| 2024 | January | 337 | 541 | 60.5 % |
| 2024 | February | 950 | 949 | -0.1 % |
| 2024 | March | 1,225 | 1,367 | 11.6 % |
| 2024 | April | 5,062 | 3,924 | -22.5 % |
| 2024 | May | 6,041 | 6,932 | 14.7 % |
| 2024 | June | 6,217 | 5,671 | -8.8 % |
| 2024 | July | 8,359 | 8,513 | 1.8 % |
| 2024 | August | 9,697 | 6,452 | -33.5 % |
| 2024 | September | 4,413 | 5,421 | 22.8 % |
| 2024 | October | 1,730 | 3,016 | 74.3 % |
| 2024 | November | 797 | 1,016 | 27.5 % |
| Total | | 45,645 | 44,329 | -2.9 % |

Cars

| Year | Month | Last Year | This Year | Variance % |
|--------------|-----------|---------------|---------------|---------------|
| 2023 | December | 270 | 167 | -38.1 % |
| 2024 | January | 81 | 182 | 124.7 % |
| 2024 | February | 251 | 274 | 9.2 % |
| 2024 | March | 430 | 271 | -37.0 % |
| 2024 | April | 1,262 | 932 | -26.1 % |
| 2024 | May | 1,723 | 1,838 | 6.7 % |
| 2024 | June | 1,652 | 1,600 | -3.1 % |
| 2024 | July | 1,774 | 1,956 | 10.3 % |
| 2024 | August | 2,398 | 1,402 | -41.5 % |
| 2024 | September | 1,164 | 1,602 | 37.6 % |
| 2024 | October | 358 | 888 | 148.0 % |
| 2024 | November | 212 | 327 | 54.2 % |
| Total | | 11,575 | 11,439 | -1.2 % |

Coach Metres

| Year | Month | Last Year | This Year | Variance % |
|--------------|-----------|--------------|-------------|----------------|
| 2023 | December | 0.0 | 0.0 | 0.0 % |
| 2024 | January | 0.0 | 0.0 | 0.0 % |
| 2024 | February | 11.8 | 0.0 | -100.0 % |
| 2024 | March | 0.0 | 0.0 | 0.0 % |
| 2024 | April | 22.5 | 0.0 | -100.0 % |
| 2024 | May | 45.0 | 21.0 | -53.3 % |
| 2024 | June | 41.0 | 7.0 | -82.9 % |
| 2024 | July | 0.0 | 22.0 | 0.0 % |
| 2024 | August | 0.0 | 14.0 | 0.0 % |
| 2024 | September | 0.0 | 14.0 | 0.0 % |
| 2024 | October | 0.0 | 0.0 | 0.0 % |
| 2024 | November | 0.0 | 0.0 | 0.0 % |
| Total | | 120.3 | 78.0 | -35.2 % |

Commercial Vehicle Metres

| Year | Month | Last Year | This Year | Variance % |
|--------------|-----------|--------------|--------------|---------------|
| 2023 | December | 48.8 | 14.0 | -71.3 % |
| 2024 | January | 31.5 | 0.0 | -100.0 % |
| 2024 | February | 0.0 | 0.0 | 0.0 % |
| 2024 | March | 0.0 | 0.0 | 0.0 % |
| 2024 | April | 8.8 | 0.0 | -100.0 % |
| 2024 | May | 6.0 | 41.0 | 583.3 % |
| 2024 | June | 10.0 | 50.0 | 400.0 % |
| 2024 | July | 0.0 | 23.2 | 0.0 % |
| 2024 | August | 24.0 | 66.0 | 175.0 % |
| 2024 | September | 0.0 | 0.0 | 0.0 % |
| 2024 | October | 0.0 | 35.0 | 0.0 % |
| 2024 | November | 0.0 | 0.0 | 0.0 % |
| Total | | 129.1 | 229.2 | 77.5 % |



This Month YoY

3,611

LY: 3,641 (-0.8%)

YoY

220,758

LY: 206,936 (+6.7%)



This Month YoY


662

LY: 610 (+8.5%)

YoY

7,803

LY: 8,143 (-4.2%)



This Month YoY

0.0

LY: 0.0

YoY

1.0

LY: 1.0 (+0%)



This Month YoY

527.5

LY: 241.0 (+118.9%)

YoY

4.6K

LY: 4.9K (-7%)

Passengers

| Year | Month | Last Year | This Year | Variance % |
|--------------|-----------|----------------|----------------|--------------|
| 2023 | December | 2,359 | 1,889 | -19.9 % |
| 2024 | January | 1,808 | 2,155 | 19.2 % |
| 2024 | February | 3,015 | 2,920 | -3.2 % |
| 2024 | March | 5,488 | 7,233 | 31.8 % |
| 2024 | April | 18,597 | 17,371 | -6.6 % |
| 2024 | May | 29,910 | 33,349 | 11.5 % |
| 2024 | June | 27,709 | 33,223 | 19.9 % |
| 2024 | July | 35,466 | 39,766 | 12.1 % |
| 2024 | August | 41,222 | 34,657 | -15.9 % |
| 2024 | September | 25,181 | 31,306 | 24.3 % |
| 2024 | October | 12,540 | 13,278 | 5.9 % |
| 2024 | November | 3,641 | 3,611 | -0.8 % |
| Total | | 206,936 | 220,758 | 6.7 % |

Cars

| Year | Month | Last Year | This Year | Variance % |
|--------------|-----------|--------------|--------------|---------------|
| 2023 | December | 530 | 473 | -10.8 % |
| 2024 | January | 416 | 453 | 8.9 % |
| 2024 | February | 576 | 511 | -11.3 % |
| 2024 | March | 722 | 678 | -6.1 % |
| 2024 | April | 676 | 678 | 0.3 % |
| 2024 | May | 765 | 701 | -8.3 % |
| 2024 | June | 784 | 648 | -17.3 % |
| 2024 | July | 856 | 754 | -11.9 % |
| 2024 | August | 816 | 844 | 3.4 % |
| 2024 | September | 758 | 750 | -1.1 % |
| 2024 | October | 635 | 651 | 2.5 % |
| 2024 | November | 610 | 662 | 8.5 % |
| Total | | 8,143 | 7,803 | -4.2 % |

Coach Metres

| Year | Month | Last Year | This Year | Variance % |
|--------------|-----------|------------|------------|--------------|
| 2023 | December | 0.0 | 0.0 | 0.0 % |
| 2024 | January | 0.0 | 0.0 | 0.0 % |
| 2024 | February | 0.0 | 0.0 | 0.0 % |
| 2024 | March | 0.0 | 0.0 | 0.0 % |
| 2024 | April | 0.0 | 0.0 | 0.0 % |
| 2024 | May | 0.0 | 0.0 | 0.0 % |
| 2024 | June | 0.0 | 0.0 | 0.0 % |
| 2024 | July | 0.0 | 1.0 | 0.0 % |
| 2024 | August | 0.0 | 0.0 | 0.0 % |
| 2024 | September | 1.0 | 0.0 | -100.0 % |
| 2024 | October | 0.0 | 0.0 | 0.0 % |
| 2024 | November | 0.0 | 0.0 | 0.0 % |
| Total | | 1.0 | 1.0 | 0.0 % |

Commercial Vehicle Metres

| Year | Month | Last Year | This Year | Variance % |
|--------------|-----------|----------------|----------------|---------------|
| 2023 | December | 294.5 | 191.0 | -35.1 % |
| 2024 | January | 204.0 | 143.0 | -29.9 % |
| 2024 | February | 301.4 | 220.0 | -27.0 % |
| 2024 | March | 202.8 | 259.5 | 28.0 % |
| 2024 | April | 452.6 | 304.2 | -32.8 % |
| 2024 | May | 677.8 | 455.0 | -32.9 % |
| 2024 | June | 478.1 | 636.2 | 33.1 % |
| 2024 | July | 922.3 | 549.1 | -40.5 % |
| 2024 | August | 564.5 | 578.4 | 2.5 % |
| 2024 | September | 304.5 | 440.3 | 44.6 % |
| 2024 | October | 265.5 | 263.4 | -0.8 % |
| 2024 | November | 241.0 | 527.5 | 118.9 % |
| Total | | 4,909.0 | 4,567.6 | -7.0 % |



Cars



Oban - Craignure

| Year | Month | Last Year | This Year | Var % |
|--------------|-----------|----------------|----------------|---------------|
| 2023 | December | 5,794 | 4,786 | -17.4 % |
| 2024 | January | 4,131 | 3,674 | -11.1 % |
| 2024 | February | 4,449 | 5,427 | 22.0 % |
| 2024 | March | 5,782 | 8,456 | 46.2 % |
| 2024 | April | 11,531 | 11,289 | -2.1 % |
| 2024 | May | 9,494 | 13,527 | 42.5 % |
| 2024 | June | 11,527 | 15,776 | 36.9 % |
| 2024 | July | 15,940 | 17,559 | 10.2 % |
| 2024 | August | 15,562 | 17,300 | 11.2 % |
| 2024 | September | 14,842 | 14,953 | 0.7 % |
| 2024 | October | 9,352 | 9,616 | 2.8 % |
| 2024 | November | 5,267 | 5,049 | -4.1 % |
| Total | | 113,671 | 127,412 | 12.1 % |

Fishnish - Lochaline

| Year | Month | Last Year | This Year | Var % |
|--------------|-----------|---------------|---------------|---------------|
| 2023 | December | 1,828 | 1,593 | -12.9 % |
| 2024 | January | 1,921 | 1,532 | -20.2 % |
| 2024 | February | 2,742 | 1,719 | -37.3 % |
| 2024 | March | 3,297 | 2,357 | -28.5 % |
| 2024 | April | 3,452 | 3,345 | -3.1 % |
| 2024 | May | 3,337 | 5,959 | 78.6 % |
| 2024 | June | 3,076 | 4,510 | 46.6 % |
| 2024 | July | 3,690 | 4,913 | 33.1 % |
| 2024 | August | 4,694 | 6,193 | 31.9 % |
| 2024 | September | 2,925 | 4,388 | 50.0 % |
| 2024 | October | 3,126 | 3,982 | 27.4 % |
| 2024 | November | 1,707 | 2,293 | 34.3 % |
| Total | | 35,795 | 42,784 | 19.5 % |

Tobermory - Kilchoan


| Year | Month | Last Year | This Year | Var % |
|--------------|-----------|--------------|--------------|---------------|
| 2023 | December | 241 | 126 | -47.7 % |
| 2024 | January | 80 | 156 | 95.0 % |
| 2024 | February | 228 | 252 | 10.5 % |
| 2024 | March | 377 | 229 | -39.3 % |
| 2024 | April | 1,034 | 752 | -27.3 % |
| 2024 | May | 1,059 | 1,427 | 34.7 % |
| 2024 | June | 964 | 1,277 | 32.5 % |
| 2024 | July | 1,287 | 1,598 | 24.2 % |
| 2024 | August | 1,809 | 1,127 | -37.7 % |
| 2024 | September | 826 | 1,217 | 47.3 % |
| 2024 | October | 198 | 723 | 265.2 % |
| 2024 | November | 123 | 276 | 124.4 % |
| Total | | 8,226 | 9,160 | 11.4 % |

Fionnphort - Iona

| Year | Month | Last Year | This Year | Var % |
|--------------|-----------|--------------|--------------|----------------|
| 2023 | December | 392 | 48 | -87.8 % |
| 2024 | January | 283 | 78 | -72.4 % |
| 2024 | February | 386 | 86 | -77.7 % |
| 2024 | March | 473 | 74 | -84.4 % |
| 2024 | April | 454 | 75 | -83.5 % |
| 2024 | May | 243 | 106 | -56.4 % |
| 2024 | June | 40 | 85 | 112.5 % |
| 2024 | July | 99 | 202 | 104.0 % |
| 2024 | August | 102 | 379 | 271.6 % |
| 2024 | September | 48 | 349 | 627.1 % |
| 2024 | October | 48 | 263 | 447.9 % |
| 2024 | November | 23 | 298 | 1195.7 % |
| Total | | 2,591 | 2,043 | -21.2 % |



LGVs



Oban - Craignure

| Year | Month | Last Year | This Year | Var % |
|--------------|-----------|---------------|---------------|---------------|
| 2023 | December | 1,228 | 807 | -34.3 % |
| 2024 | January | 1,001 | 686 | -31.5 % |
| 2024 | February | 971 | 1,045 | 7.6 % |
| 2024 | March | 1,172 | 1,258 | 7.3 % |
| 2024 | April | 1,648 | 1,190 | -27.8 % |
| 2024 | May | 1,194 | 1,067 | -10.6 % |
| 2024 | June | 948 | 1,230 | 29.7 % |
| 2024 | July | 1,010 | 1,255 | 24.3 % |
| 2024 | August | 1,159 | 1,206 | 4.1 % |
| 2024 | September | 1,179 | 1,170 | -0.8 % |
| 2024 | October | 1,030 | 1,194 | 15.9 % |
| 2024 | November | 867 | 916 | 5.7 % |
| Total | | 13,407 | 13,024 | -2.9 % |

Fishnish - Lochaline

| Year | Month | Last Year | This Year | Var % |
|--------------|-----------|--------------|--------------|----------------|
| 2023 | December | 227 | 268 | 18.1 % |
| 2024 | January | 317 | 495 | 56.2 % |
| 2024 | February | 387 | 429 | 10.9 % |
| 2024 | March | 550 | 423 | -23.1 % |
| 2024 | April | 218 | 458 | 110.1 % |
| 2024 | May | 229 | 907 | 296.1 % |
| 2024 | June | 255 | 650 | 154.9 % |
| 2024 | July | 217 | 902 | 315.7 % |
| 2024 | August | 378 | 936 | 147.6 % |
| 2024 | September | 291 | 711 | 144.3 % |
| 2024 | October | 444 | 886 | 99.5 % |
| 2024 | November | 402 | 824 | 105.0 % |
| Total | | 3,915 | 7,889 | 101.5 % |

Tobermory - Kilchoan

| Year | Month | Last Year | This Year | Var % |
|--------------|-----------|------------|------------|---------------|
| 2023 | December | 13 | 10 | -23.1 % |
| 2024 | January | 0 | 3 | 0.0 % |
| 2024 | February | 10 | 2 | -80.0 % |
| 2024 | March | 16 | 3 | -81.3 % |
| 2024 | April | 34 | 21 | -38.2 % |
| 2024 | May | 14 | 36 | 157.1 % |
| 2024 | June | 16 | 47 | 193.8 % |
| 2024 | July | 9 | 41 | 355.6 % |
| 2024 | August | 50 | 25 | -50.0 % |
| 2024 | September | 30 | 42 | 40.0 % |
| 2024 | October | 12 | 33 | 175.0 % |
| 2024 | November | 2 | 15 | 650.0 % |
| Total | | 206 | 278 | 35.0 % |

Fionnphort - Iona

| Year | Month | Last Year | This Year | Var % |
|--------------|-----------|--------------|--------------|----------------|
| 2023 | December | 126 | 59 | -53.2 % |
| 2024 | January | 125 | 44 | -64.8 % |
| 2024 | February | 179 | 59 | -67.0 % |
| 2024 | March | 228 | 36 | -84.2 % |
| 2024 | April | 215 | 45 | -79.1 % |
| 2024 | May | 119 | 29 | -75.6 % |
| 2024 | June | 17 | 33 | 94.1 % |
| 2024 | July | 25 | 52 | 108.0 % |
| 2024 | August | 50 | 144 | 188.0 % |
| 2024 | September | 34 | 162 | 376.5 % |
| 2024 | October | 31 | 96 | 209.7 % |
| 2024 | November | 28 | 243 | 767.9 % |
| Total | | 1,177 | 1,002 | -14.9 % |



Motorhomes



Oban - Craignure

| Year | Month | Last Year | This Year | Var % |
|--------------|-----------|--------------|---------------|---------------|
| 2023 | December | 124 | 141 | 13.7 % |
| 2024 | January | 59 | 103 | 74.6 % |
| 2024 | February | 98 | 178 | 81.6 % |
| 2024 | March | 176 | 523 | 197.2 % |
| 2024 | April | 1,057 | 1,274 | 20.5 % |
| 2024 | May | 1,088 | 1,885 | 73.3 % |
| 2024 | June | 1,255 | 1,824 | 45.3 % |
| 2024 | July | 1,363 | 1,840 | 35.0 % |
| 2024 | August | 1,624 | 1,797 | 10.7 % |
| 2024 | September | 1,663 | 1,928 | 15.9 % |
| 2024 | October | 785 | 887 | 13.0 % |
| 2024 | November | 196 | 237 | 20.9 % |
| Total | | 9,488 | 12,617 | 33.0 % |

Fishnish - Lochaline

| Year | Month | Last Year | This Year | Var % |
|--------------|-----------|--------------|--------------|----------------|
| 2023 | December | 10 | 19 | 90.0 % |
| 2024 | January | 8 | 28 | 250.0 % |
| 2024 | February | 24 | 37 | 54.2 % |
| 2024 | March | 65 | 103 | 58.5 % |
| 2024 | April | 185 | 368 | 98.9 % |
| 2024 | May | 263 | 948 | 260.5 % |
| 2024 | June | 291 | 541 | 85.9 % |
| 2024 | July | 255 | 567 | 122.4 % |
| 2024 | August | 439 | 738 | 68.1 % |
| 2024 | September | 294 | 557 | 89.5 % |
| 2024 | October | 203 | 407 | 100.5 % |
| 2024 | November | 51 | 80 | 56.9 % |
| Total | | 2,088 | 4,393 | 110.4 % |

Tobermory - Kilchoan


| Year | Month | Last Year | This Year | Var % |
|--------------|-----------|--------------|--------------|---------------|
| 2023 | December | 5 | 3 | -40.0 % |
| 2024 | January | 1 | 2 | 100.0 % |
| 2024 | February | 4 | 2 | -50.0 % |
| 2024 | March | 25 | 17 | -32.0 % |
| 2024 | April | 185 | 129 | -30.3 % |
| 2024 | May | 235 | 394 | 67.7 % |
| 2024 | June | 185 | 283 | 53.0 % |
| 2024 | July | 233 | 290 | 24.5 % |
| 2024 | August | 334 | 237 | -29.0 % |
| 2024 | September | 165 | 312 | 89.1 % |
| 2024 | October | 25 | 108 | 332.0 % |
| 2024 | November | 16 | 11 | -31.3 % |
| Total | | 1,413 | 1,788 | 26.5 % |

Fionnphort - Iona

| Year | Month | Last Year | This Year | Var % |
|--------------|-----------|-----------|-----------|-----------------|
| 2023 | December | 0 | 0 | 0.0 % |
| 2024 | January | 0 | 0 | 0.0 % |
| 2024 | February | 0 | 0 | 0.0 % |
| 2024 | March | 0 | 0 | 0.0 % |
| 2024 | April | 0 | 0 | 0.0 % |
| 2024 | May | 1 | 0 | -100.0 % |
| 2024 | June | 0 | 0 | 0.0 % |
| 2024 | July | 0 | 0 | 0.0 % |
| 2024 | August | 0 | 2 | 0.0 % |
| 2024 | September | 0 | 3 | 0.0 % |
| 2024 | October | 0 | 4 | 0.0 % |
| 2024 | November | 0 | 4 | 0.0 % |
| Total | | 1 | 13 | 1200.0 % |



Reliability & Punctuality



Reliability

| Route | | Fionnphort - Iona | | Fishnish - Lochaline | | Oban - Craignure | | Tobermory - Kilchoan | |
|--------------|-----------|-------------------|--------------|----------------------|--------------|------------------|--------------|----------------------|--------------|
| Year | Month | Contractual | Actual | Contractual | Actual | Contractual | Actual | Contractual | Actual |
| 2023 | December | 99.7% | 78.3% | 100.0% | 96.3% | 99.5% | 85.3% | 100.0% | 89.2% |
| 2024 | January | 100.0% | 80.4% | 100.0% | 99.0% | 93.6% | 83.1% | 100.0% | 91.6% |
| | February | 100.0% | 94.0% | 99.3% | 99.3% | 99.3% | 88.8% | 100.0% | 98.8% |
| | March | 100.0% | 95.3% | 98.6% | 98.6% | 100.0% | 94.5% | 100.0% | 91.9% |
| | April | 98.9% | 94.7% | 99.8% | 99.8% | 100.0% | 95.0% | 100.0% | 93.6% |
| | May | 99.6% | 99.6% | 99.8% | 99.8% | 100.0% | 96.8% | 100.0% | 98.6% |
| | June | 100.0% | 98.5% | 99.7% | 99.2% | 99.0% | 98.5% | 99.5% | 99.5% |
| | July | 100.0% | 100.0% | 100.0% | 100.0% | 99.7% | 98.1% | 99.5% | 98.1% |
| | August | 99.8% | 97.9% | 100.0% | 100.0% | 99.7% | 95.2% | 99.5% | 92.8% |
| | September | 100.0% | 98.9% | 99.2% | 99.2% | 99.7% | 97.3% | 100.0% | 95.0% |
| | October | 99.7% | 89.8% | 97.2% | 96.1% | 100.0% | 90.1% | 100.0% | 95.2% |
| | November | 100.0% | 94.0% | 99.7% | 98.3% | 99.4% | 92.0% | 100.0% | 96.5% |
| Total | | 99.8% | 95.1% | 99.4% | 98.9% | 99.3% | 93.7% | 99.8% | 95.5% |

Punctuality

| Route | | Fionnphort - Iona | | Fishnish - Lochaline | | Oban - Craignure | | Tobermory - Kilchoan | |
|--------------|-----------|-------------------|--------------|----------------------|--------------|------------------|--------------|----------------------|--------------|
| Year | Month | Contractual | Actual | Contractual | Actual | Contractual | Actual | Contractual | Actual |
| 2023 | December | 100.0% | 96.1% | 100.0% | 100.0% | 97.7% | 74.5% | 100.0% | 92.2% |
| 2024 | January | 100.0% | 99.1% | 100.0% | 100.0% | 99.7% | 86.7% | 100.0% | 97.4% |
| | February | 99.7% | 92.3% | 99.8% | 99.5% | 99.2% | 79.1% | 100.0% | 93.4% |
| | March | 100.0% | 96.0% | 99.0% | 92.1% | 99.4% | 89.8% | 98.9% | 96.7% |
| | April | 100.0% | 97.8% | 99.7% | 98.4% | 98.4% | 87.8% | 100.0% | 99.2% |
| | May | 99.9% | 97.6% | 99.4% | 97.3% | 98.5% | 86.4% | 93.9% | 88.6% |
| | June | 100.0% | 96.1% | 100.0% | 99.7% | 99.0% | 89.4% | 99.2% | 95.5% |
| | July | 100.0% | 96.6% | 99.6% | 98.4% | 99.7% | 95.5% | 99.8% | 99.0% |
| | August | 100.0% | 97.0% | 99.3% | 95.9% | 98.7% | 87.3% | 99.7% | 98.7% |
| | September | 99.9% | 97.4% | 99.4% | 91.2% | 98.6% | 90.9% | 100.0% | 98.4% |
| | October | 100.0% | 97.8% | 100.0% | 99.7% | 98.6% | 85.3% | 100.0% | 99.1% |
| | November | 99.8% | 97.4% | 99.8% | 99.1% | 98.5% | 92.2% | 98.2% | 91.0% |
| Total | | 99.9% | 96.9% | 99.7% | 97.5% | 98.8% | 87.6% | 99.0% | 96.2% |



Reliability & Punctuality Summary

Summary of Scheduled, Operated, Cancelled & Diverted Sailings by Route and Leg

| Year | Month | Route | Leg | Operated Sailings | Scheduled Sailings | Additional Sailings | Cancelled Sailings | Diverted Sailings |
|--------------|----------|----------------------|--------------------|-------------------|--------------------|---------------------|--------------------|-------------------|
| 2024 | November | Fionnphort - Iona | Fionnphort-Iona | 223 | 223 | 12 | 12 | 0 |
| 2024 | November | Fionnphort - Iona | Iona-Fionnphort | 225 | 229 | 11 | 15 | 0 |
| 2024 | November | Fishnish - Lochaline | Fishnish-Lochaline | 292 | 297 | 0 | 5 | 0 |
| 2024 | November | Fishnish - Lochaline | Lochaline-Fishnish | 292 | 297 | 0 | 5 | 0 |
| 2024 | November | Oban - Craginure | Craginure-Oban | 178 | 181 | 12 | 15 | 0 |
| 2024 | November | Oban - Craginure | Oban-Craginure | 177 | 182 | 9 | 14 | 0 |
| 2024 | November | Tobermory - Kilchoan | Kilchoan-Tobermory | 83 | 86 | 0 | 3 | 0 |
| 2024 | November | Tobermory - Kilchoan | Tobermory-Kilchoan | 83 | 86 | 0 | 3 | 0 |
| Total | | | | 1,553 | 1,581 | 44 | 72 | 0 |

Summary of Cancellations, Lateness & Relief Events by Route and Leg

| Year | Month | Route | Leg | Cancelled Sailings | Cancelled (Relief) | Cancelled (No Relief) | On Time | Level 1 Late | Level 1 (Relief) | Level 1 (No Relief) | Level 2 Late | Level 2 (Relief) | Level 2 (No Relief) |
|--------------|----------|----------------------|--------------------|--------------------|--------------------|-----------------------|--------------|--------------|------------------|---------------------|--------------|------------------|---------------------|
| 2024 | November | Fionnphort - Iona | Fionnphort-Iona | 12 | 12 | 0 | 203 | 3 | 3 | 0 | 5 | 4 | 1 |
| 2024 | November | Fionnphort - Iona | Iona-Fionnphort | 15 | 15 | 0 | 211 | 2 | 2 | 0 | 1 | 1 | 0 |
| 2024 | November | Fishnish - Lochaline | Fishnish-Lochaline | 5 | 4 | 1 | 289 | 1 | 1 | 0 | 2 | 1 | 1 |
| 2024 | November | Fishnish - Lochaline | Lochaline-Fishnish | 5 | 4 | 1 | 290 | 1 | 1 | 0 | 1 | 1 | 0 |
| 2024 | November | Oban - Craginure | Craginure-Oban | 15 | 13 | 2 | 152 | 7 | 6 | 1 | 7 | 5 | 2 |
| 2024 | November | Oban - Craginure | Oban-Craginure | 14 | 14 | 0 | 156 | 8 | 8 | 0 | 4 | 2 | 2 |
| 2024 | November | Tobermory - Kilchoan | Kilchoan-Tobermory | 3 | 3 | 0 | 75 | 2 | 2 | 0 | 6 | 6 | 0 |
| 2024 | November | Tobermory - Kilchoan | Tobermory-Kilchoan | 3 | 3 | 0 | 76 | 2 | 2 | 0 | 5 | 2 | 3 |
| Total | | | | 72 | 68 | 4 | 1,452 | 26 | 25 | 1 | 31 | 22 | 9 |