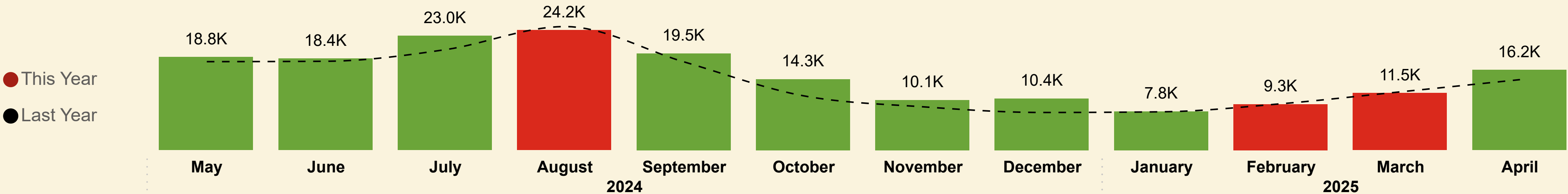




Shipped Passengers

Colintraive - Rhubodach



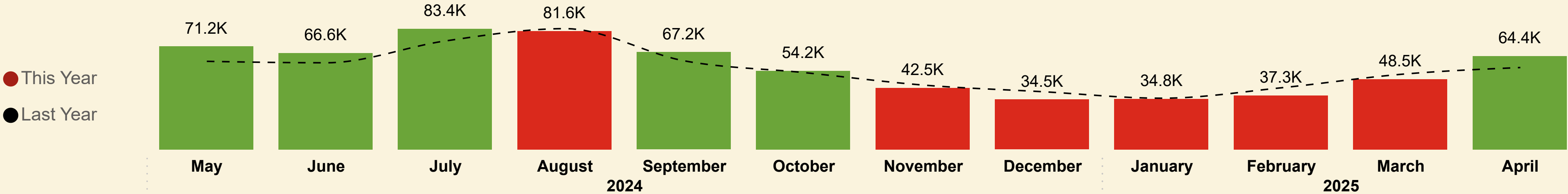
This Month YoY

16,153  
LY: 14,209 (+13.68%)

YoY

183,440  
LY: 168,963 (+8.6%)

Wemyss Bay - Rothesay



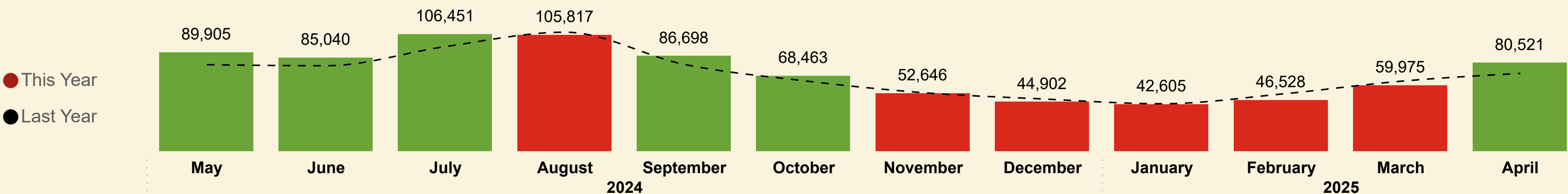
This Month YoY

64,368  
LY: 56,545 (+13.83%)

YoY

686,111  
LY: 663,904 (+3.3%)

Bute Total



This Month YoY

80,521  
LY: 70,754 (+13.8%)

YoY

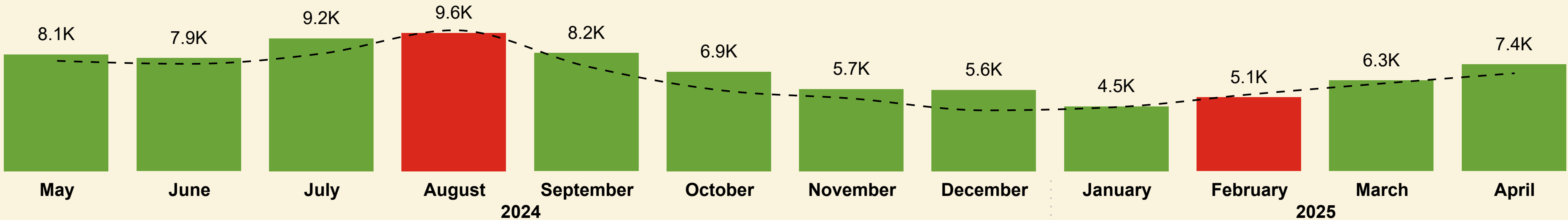
869,551  
LY: 832,867 (+4.4%)



Shipped Cars

Colintraive - Rhubodach

● This Year  
● Last Year



This Month YoY

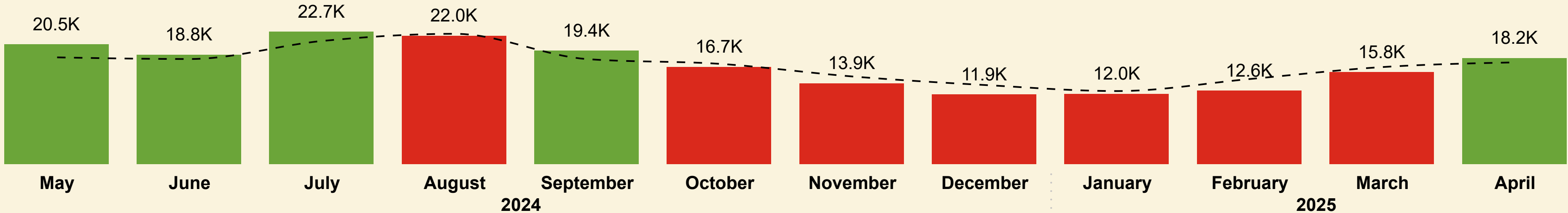
7,426  
LY: 6,814 (+8.98%)

YoY

84,735  
LY: 78,071 (+8.5%)

Wemyss Bay - Rothesay

● This Year  
● Last Year



This Month YoY

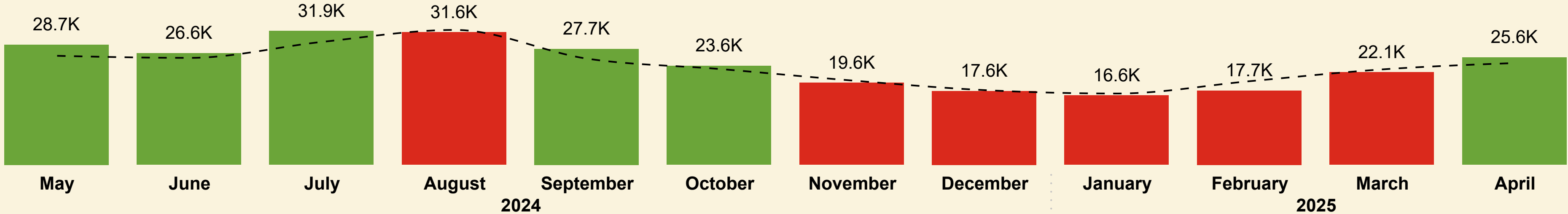
18,198  
LY: 17,465 (+4.2%)

YoY

204,523  
LY: 205,037 (-0.3%)

Bute Total

● This Year  
● Last Year



This Month YoY

25,624  
LY: 24,279 (+5.54%)

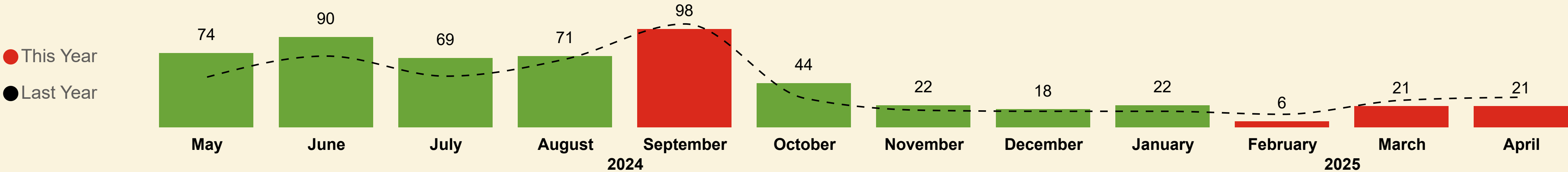
YoY

289,258  
LY: 283,108 (+2.2%)



Shipped Coaches

Colintraive - Rhubodach



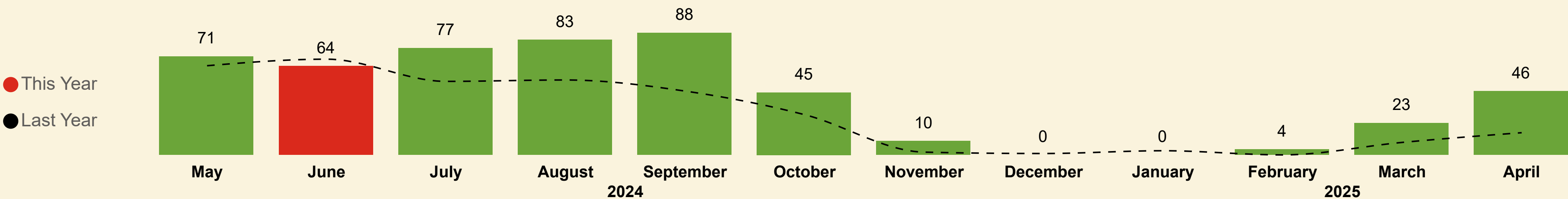
This Month YoY

21  
LY: 30 (-30%)

YoY

556  
LY: 491 (+13.2%)

Wemyss Bay - Rothesay



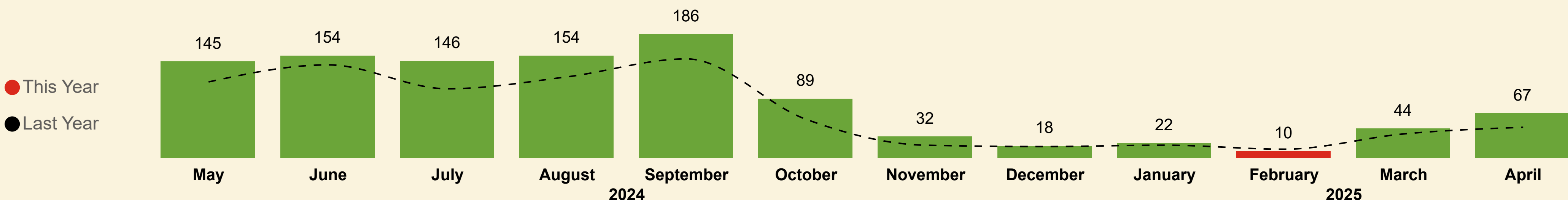
This Month YoY

46  
LY: 16 (+187.5%)

YoY

511  
LY: 346 (+47.6%)

Bute Total



This Month YoY

67  
LY: 46 (+45.65%)

YoY


1067  
LY: 837 (+27.4%)



Shipped Coach Metres

Colintraive - Rhubodach

● This Year  
● Last Year



This Month YoY

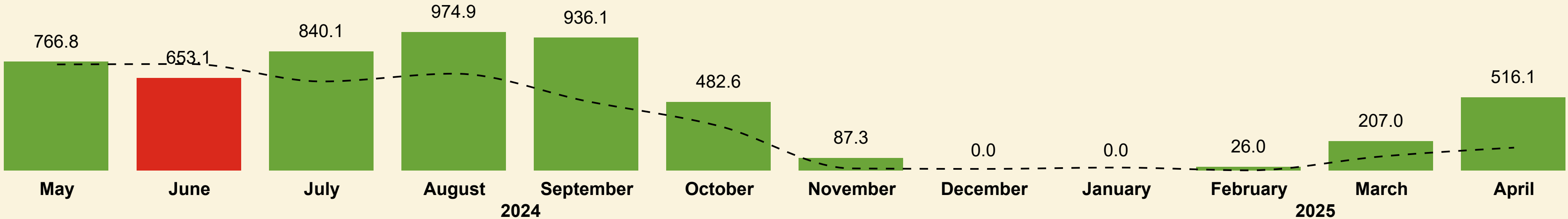
**208.3**  
LY: 296.0 (-29.6%)

YoY

**5.6K**  
LY: 5.1K (+8.7%)

Wemyss Bay - Rothesay

● This Year  
● Last Year



This Month YoY

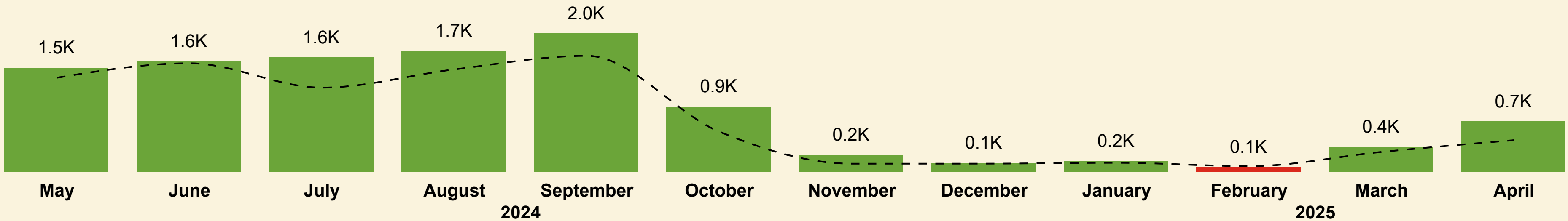
**516.1**  
LY: 160.0 (+222.6%)

YoY

**5.5K**  
LY: 3.9K (+40.5%)

Bute Total

● This Year  
● Last Year



This Month YoY

**724.4**  
LY: 456.0 (+58.9%)

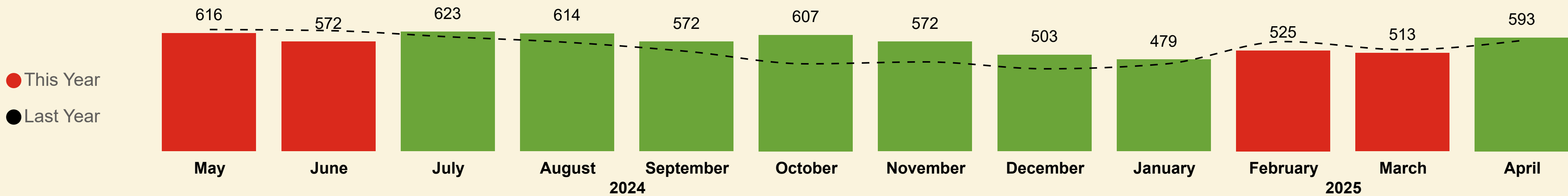
YoY

**11.1K**  
LY: 9.0K (+22.5%)



Shipped Commercial Vehicles

Colintraive - Rhubodach



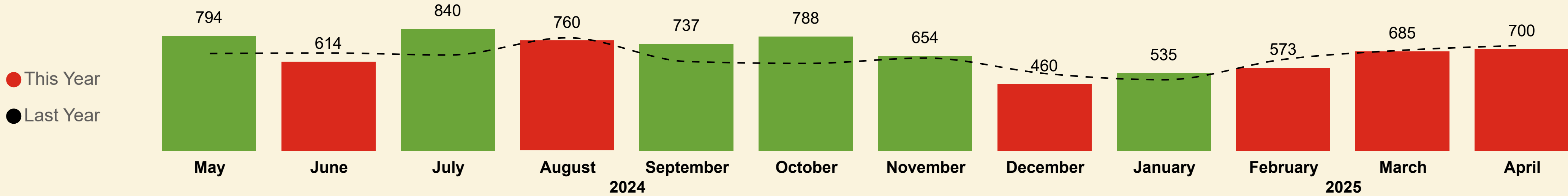
This Month YoY

593  
LY: 578 (+2.6%)

YoY

6,789  
LY: 6,437 (+5.5%)

Wemyss Bay - Rothesay



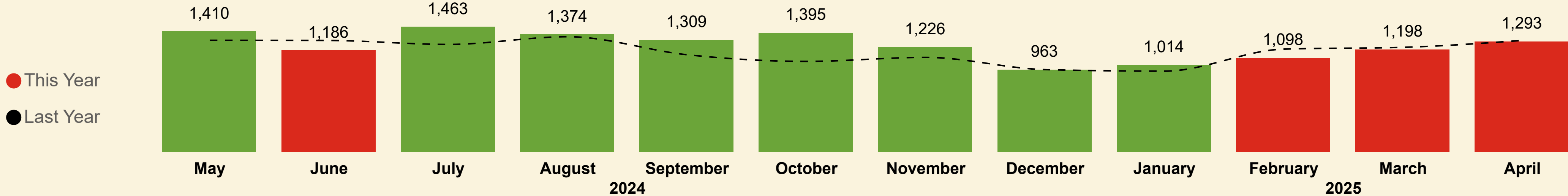
This Month YoY

700  
LY: 726 (-3.6%)

YoY

8,140  
LY: 7,709 (+5.6%)

Bute Total



This Month YoY

1,293  
LY: 1,304 (-0.8%)

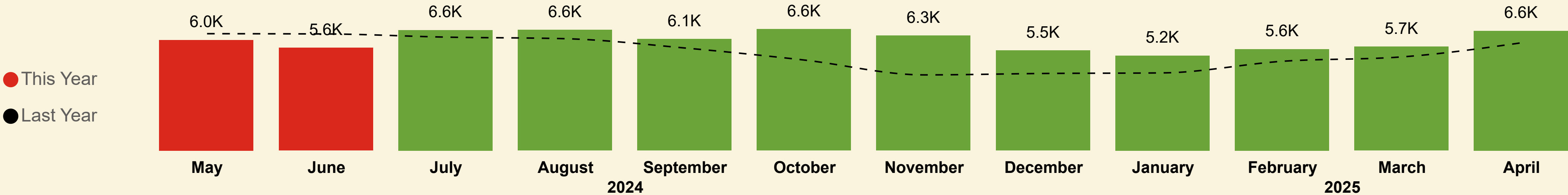
YoY

14,929  
LY: 14,146 (+5.5%)



Shipped Commercial Vehicle Metres

Colintraive - Rhubodach



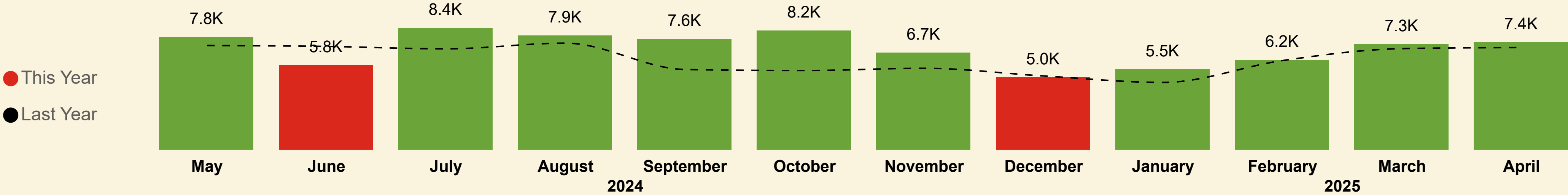
This Month YoY

6.6K  
LY: 5.9K (+11.1%)

YoY

72.4K  
LY: 64.2K (+12.7%)

Wemyss Bay - Rothesay



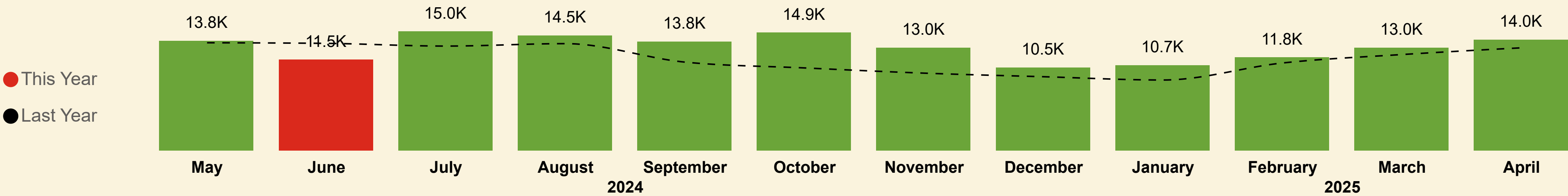
This Month YoY

7.4K  
LY: 7.1K (+5.1%)

YoY

83.9K  
LY: 75.2K (+11.7%)

Bute Total



This Month YoY

14.0K  
LY: 13.0K (+7.8%)

YoY

156.3K  
LY: 139.4K (+12.2%)




Bute

Apr-2025


Monthly Performance Pack

Carrying Trends



Bute Total

Contractual Carrying Groups



This Month YoY


80,521

LY: 70,754 (+13.8%)

YoY

869,551

LY: 832,867 (+4.4%)



This Month YoY


25,624

LY: 24,279 (+5.5%)

YoY

289,258

LY: 283,108 (+2.2%)



This Month YoY


724.44

LY: 456.00 (+58.9%)

YoY

11.05K

LY: 9.02K (+22.5%)



This Month YoY

13.97K

LY: 12.95K (+7.8%)

YoY

156.32K

LY: 139.36K (+12.2%)

Passengers

Year	Month	Last Year	This Year	Variance %
2024	May	78,657	89,905	14.3 %
2024	June	77,747	85,040	9.4 %
2024	July	95,195	106,451	11.8 %
2024	August	108,293	105,817	-2.3 %
2024	September	78,921	86,698	9.9 %
2024	October	64,017	68,463	6.9 %
2024	November	53,174	52,646	-1.0 %
2024	December	47,453	44,902	-5.4 %
2025	January	43,101	42,605	-1.2 %
2025	February	51,936	46,528	-10.4 %
2025	March	63,619	59,975	-5.7 %
2025	April	70,754	80,521	13.8 %
Total		832,867	869,551	4.4 %

Cars

Year	Month	Last Year	This Year	Variance %
2024	May	26,002	28,656	10.2 %
2024	June	25,514	26,624	4.3 %
2024	July	29,329	31,925	8.9 %
2024	August	32,178	31,634	-1.7 %
2024	September	25,319	27,665	9.3 %
2024	October	22,850	23,612	3.3 %
2024	November	20,102	19,577	-2.6 %
2024	December	17,811	17,595	-1.2 %
2025	January	17,004	16,553	-2.7 %
2025	February	19,953	17,716	-11.2 %
2025	March	22,766	22,077	-3.0 %
2025	April	24,279	25,624	5.5 %
Total		283,108	289,258	2.2 %

Coach Metres

Year	Month	Last Year	This Year	Variance %
2024	May	1,350.1	1,490.9	10.4 %
2024	June	1,556.1	1,583.3	1.7 %
2024	July	1,208.1	1,639.6	35.7 %
2024	August	1,469.0	1,736.2	18.2 %
2024	September	1,663.7	1,982.7	19.2 %
2024	October	577.6	939.9	62.7 %
2024	November	119.5	243.6	103.8 %
2024	December	120.0	130.4	8.7 %
2025	January	132.5	152.9	15.4 %
2025	February	84.0	68.0	-19.0 %
2025	March	287.7	360.0	25.1 %
2025	April	456.0	724.4	58.9 %
Total		9,024.2	11,051.8	22.5 %

Commercial Vehicle Metres

Year	Month	Last Year	This Year	Variance %
2024	May	13,590.5	13,840.0	1.8 %
2024	June	13,512.0	11,453.5	-15.2 %
2024	July	13,172.6	15,015.1	14.0 %
2024	August	13,477.9	14,506.1	7.6 %
2024	September	11,146.5	13,753.9	23.4 %
2024	October	10,414.4	14,870.6	42.8 %
2024	November	9,756.7	12,988.3	33.1 %
2024	December	9,304.1	10,462.7	12.5 %
2025	January	8,890.2	10,745.6	20.9 %
2025	February	11,040.3	11,750.4	6.4 %
2025	March	12,105.7	12,968.3	7.1 %
2025	April	12,953.7	13,969.0	7.8 %
Total		139,364.7	156,323.5	12.2 %



This Month YoY

16,153

LY: 14,209 (+13.7%)

YoY

183,440

LY: 168,963 (+8.6%)



This Month YoY

7,426

LY: 6,814 (+9%)

YoY

84,735

LY: 78,071 (+8.5%)



This Month YoY

208.30

LY: 296.00 (-29.6%)

YoY

5.56K

LY: 5.12K (+8.7%)



This Month YoY

6.55K

LY: 5.90K (+11.1%)

YoY

72.38K

LY: 64.20K (+12.7%)

Passengers

Year	Month	Last Year	This Year	Variance %
2024	May	17,830	18,755	5.2 %
2024	June	17,908	18,449	3.0 %
2024	July	20,257	23,047	13.8 %
2024	August	24,899	24,182	-2.9 %
2024	September	17,767	19,502	9.8 %
2024	October	10,943	14,294	30.6 %
2024	November	8,731	10,108	15.8 %
2024	December	7,591	10,395	36.9 %
2025	January	7,727	7,795	0.9 %
2025	February	9,349	9,250	-1.1 %
2025	March	11,752	11,510	-2.1 %
2025	April	14,209	16,153	13.7 %
Total		168,963	183,440	8.6 %

Cars

Year	Month	Last Year	This Year	Variance %
2024	May	7,677	8,116	5.7 %
2024	June	7,470	7,869	5.3 %
2024	July	8,188	9,237	12.8 %
2024	August	9,808	9,626	-1.9 %
2024	September	7,291	8,223	12.8 %
2024	October	5,637	6,923	22.8 %
2024	November	5,054	5,711	13.0 %
2024	December	4,232	5,647	33.4 %
2025	January	4,460	4,509	1.1 %
2025	February	5,339	5,132	-3.9 %
2025	March	6,101	6,316	3.5 %
2025	April	6,814	7,426	9.0 %
Total		78,071	84,735	8.5 %

Coach Metres

Year	Month	Last Year	This Year	Variance %
2024	May	603.1	724.2	20.1 %
2024	June	806.1	930.2	15.4 %
2024	July	581.0	799.5	37.6 %
2024	August	787.1	761.3	-3.3 %
2024	September	1,176.1	1,046.6	-11.0 %
2024	October	265.5	457.3	72.2 %
2024	November	106.0	156.4	47.5 %
2024	December	110.0	130.4	18.5 %
2025	January	113.0	152.9	35.3 %
2025	February	84.0	42.0	-50.0 %
2025	March	189.6	153.0	-19.3 %
2025	April	296.0	208.3	-29.6 %
Total		5,117.5	5,561.9	8.7 %

Commercial Vehicle Metres

Year	Month	Last Year	This Year	Variance %
2024	May	6,396.5	6,048.8	-5.4 %
2024	June	6,381.9	5,619.5	-11.9 %
2024	July	6,208.9	6,596.2	6.2 %
2024	August	6,122.1	6,606.1	7.9 %
2024	September	5,612.4	6,106.6	8.8 %
2024	October	4,951.7	6,642.9	34.2 %
2024	November	4,141.1	6,290.1	51.9 %
2024	December	4,218.9	5,479.0	29.9 %
2025	January	4,251.6	5,197.6	22.3 %
2025	February	4,887.4	5,553.5	13.6 %
2025	March	5,127.2	5,686.8	10.9 %
2025	April	5,899.7	6,554.6	11.1 %
Total		64,199.4	72,381.7	12.7 %





Wemyss Bay - Rothesay

Contractual Carrying Groups



This Month YoY

64,368

LY: 56,545 (+13.8%)

YoY

686,111

LY: 663,904 (+3.3%)



This Month YoY

18,198

LY: 17,465 (+4.2%)

YoY

204,523

LY: 205,037 (-0.3%)



This Month YoY

516.14

LY: 160.00 (+222.6%)

YoY

5.49K

LY: 3.91K (+40.5%)



This Month YoY

7.41K

LY: 7.05K (+5.1%)

YoY

83.94K

LY: 75.17K (+11.7%)

Passengers

Year	Month	Last Year	This Year	Variance %
2024	May	60,827	71,150	17.0 %
2024	June	59,839	66,591	11.3 %
2024	July	74,938	83,404	11.3 %
2024	August	83,394	81,635	-2.1 %
2024	September	61,154	67,196	9.9 %
2024	October	53,074	54,169	2.1 %
2024	November	44,443	42,538	-4.3 %
2024	December	39,862	34,507	-13.4 %
2025	January	35,374	34,810	-1.6 %
2025	February	42,587	37,278	-12.5 %
2025	March	51,867	48,465	-6.6 %
2025	April	56,545	64,368	13.8 %
Total		663,904	686,111	3.3 %

Cars

Year	Month	Last Year	This Year	Variance %
2024	May	18,325	20,540	12.1 %
2024	June	18,044	18,755	3.9 %
2024	July	21,141	22,688	7.3 %
2024	August	22,370	22,008	-1.6 %
2024	September	18,028	19,442	7.8 %
2024	October	17,213	16,689	-3.0 %
2024	November	15,048	13,866	-7.9 %
2024	December	13,579	11,948	-12.0 %
2025	January	12,544	12,044	-4.0 %
2025	February	14,614	12,584	-13.9 %
2025	March	16,665	15,761	-5.4 %
2025	April	17,465	18,198	4.2 %
Total		205,037	204,523	-0.3 %

Coach Metres

Year	Month	Last Year	This Year	Variance %
2024	May	747.0	766.8	2.6 %
2024	June	750.0	653.1	-12.9 %
2024	July	627.0	840.1	34.0 %
2024	August	681.9	974.9	43.0 %
2024	September	487.6	936.1	92.0 %
2024	October	312.1	482.6	54.6 %
2024	November	13.5	87.3	546.3 %
2024	December	10.0	0.0	-100.0 %
2025	January	19.5	0.0	-100.0 %
2025	February	0.0	26.0	0.0 %
2025	March	98.1	207.0	111.0 %
2025	April	160.0	516.1	222.6 %
Total		3,906.8	5,489.9	40.5 %

Commercial Vehicle Metres

Year	Month	Last Year	This Year	Variance %
2024	May	7,194.0	7,791.2	8.3 %
2024	June	7,130.2	5,833.9	-18.2 %
2024	July	6,963.7	8,418.8	20.9 %
2024	August	7,355.8	7,900.0	7.4 %
2024	September	5,534.1	7,647.3	38.2 %
2024	October	5,462.7	8,227.6	50.6 %
2024	November	5,615.6	6,698.2	19.3 %
2024	December	5,085.2	4,983.8	-2.0 %
2025	January	4,638.6	5,548.0	19.6 %
2025	February	6,152.9	6,196.9	0.7 %
2025	March	6,978.5	7,281.5	4.3 %
2025	April	7,054.0	7,414.4	5.1 %
Total		75,165.3	83,941.8	11.7 %



Cars



Colintraive - Rhubodach				
Year	Month	Last Year	This Year	Var %
2024	May	6,235	6,661	6.8 %
2024	June	5,828	6,493	11.4 %
2024	July	7,282	7,742	6.3 %
2024	August	7,747	8,225	6.2 %
2024	September	5,686	6,855	20.6 %
2024	October	4,248	5,763	35.7 %
2024	November	3,876	4,770	23.1 %
2024	December	3,422	4,834	41.3 %
2025	January	3,615	3,842	6.3 %
2025	February	4,270	4,359	2.1 %
2025	March	4,983	5,399	8.3 %
2025	April	5,478	6,383	16.5 %
Total		62,670	71,326	13.8 %

Wemyss Bay - Rothesay				
Year	Month	Last Year	This Year	Var %
2024	May	15,570	17,183	10.4 %
2024	June	15,210	15,779	3.7 %
2024	July	16,704	19,301	15.5 %
2024	August	18,314	18,416	0.6 %
2024	September	15,339	16,401	6.9 %
2024	October	13,965	14,140	1.3 %
2024	November	12,042	11,688	-2.9 %
2024	December	11,294	9,870	-12.6 %
2025	January	10,035	9,882	-1.5 %
2025	February	11,667	10,186	-12.7 %
2025	March	14,179	12,894	-9.1 %
2025	April	14,595	15,456	5.9 %
Total		168,914	171,196	1.4 %



LGVs



Colintraive - Rhubodach				
Year	Month	Last Year	This Year	Var %
2024	May	355	625	76.1 %
2024	June	378	653	72.8 %
2024	July	382	676	77.0 %
2024	August	397	730	83.9 %
2024	September	393	702	78.6 %
2024	October	370	707	91.1 %
2024	November	342	650	90.1 %
2024	December	361	490	35.7 %
2025	January	380	449	18.2 %
2025	February	587	569	-3.1 %
2025	March	566	673	18.9 %
2025	April	506	640	26.5 %
Total		5,017	7,564	50.8 %

Wemyss Bay - Rothesay				
Year	Month	Last Year	This Year	Var %
2024	May	1,530	1,834	19.9 %
2024	June	1,487	1,611	8.3 %
2024	July	1,424	1,851	30.0 %
2024	August	1,737	1,785	2.8 %
2024	September	1,538	1,766	14.8 %
2024	October	1,547	1,531	-1.0 %
2024	November	1,741	1,654	-5.0 %
2024	December	1,173	1,071	-8.7 %
2025	January	1,737	1,410	-18.8 %
2025	February	2,009	1,482	-26.2 %
2025	March	1,719	1,687	-1.9 %
2025	April	1,816	1,750	-3.6 %
Total		19,458	19,432	-0.1 %



Motorhomes



Colintraive - Rhubodach				
Year	Month	Last Year	This Year	Var %
2024	May	207	265	28.0 %
2024	June	160	228	42.5 %
2024	July	196	252	28.6 %
2024	August	208	200	-3.8 %
2024	September	176	258	46.6 %
2024	October	62	107	72.6 %
2024	November	28	48	71.4 %
2024	December	14	30	114.3 %
2025	January	22	27	22.7 %
2025	February	32	44	37.5 %
2025	March	77	69	-10.4 %
2025	April	140	177	26.4 %
Total		1,322	1,705	29.0 %

Wemyss Bay - Rothesay				
Year	Month	Last Year	This Year	Var %
2024	May	311	404	29.9 %
2024	June	323	378	17.0 %
2024	July	361	435	20.5 %
2024	August	356	375	5.3 %
2024	September	289	394	36.3 %
2024	October	176	151	-14.2 %
2024	November	81	134	65.4 %
2024	December	38	70	84.2 %
2025	January	55	42	-23.6 %
2025	February	96	62	-35.4 %
2025	March	173	138	-20.2 %
2025	April	238	285	19.7 %
Total		2,497	2,868	14.9 %



Reliability & Punctuality



Reliability				
Route	Colintraive - Rhubodach		Wemyss Bay - Rothesay	
Month	Contractual	Actual	Contractual	Actual
May-24	97.5%	97.5%	100.0%	100.0%
Jun-24	100.0%	99.7%	100.0%	100.0%
Jul-24	100.0%	100.0%	100.0%	100.0%
Aug-24	100.0%	99.8%	99.5%	93.5%
Sep-24	100.0%	100.0%	98.2%	97.2%
Oct-24	100.0%	96.4%	100.0%	92.4%
Nov-24	99.8%	97.6%	100.0%	94.9%
Dec-24	100.0%	93.1%	91.8%	74.8%
Jan-25	99.9%	92.9%	99.8%	93.7%
Feb-25	100.0%	96.3%	100.0%	89.8%
Mar-25	100.0%	99.4%	99.8%	96.0%
Apr-25	100.0%	99.5%	99.8%	98.7%
Total	99.8%	97.7%	99.1%	94.3%



Punctuality				
Route	Colintraive - Rhubodach		Wemyss Bay - Rothesay	
Month	Contractual	Actual	Contractual	Actual
May-24	100.0%	100.0%	100.0%	97.8%
Jun-24	100.0%	100.0%	99.7%	98.4%
Jul-24	100.0%	100.0%	99.7%	96.2%
Aug-24	100.0%	99.9%	99.9%	89.9%
Sep-24	100.0%	100.0%	99.7%	97.6%
Oct-24	100.0%	100.0%	100.0%	97.1%
Nov-24	100.0%	100.0%	100.0%	96.3%
Dec-24	100.0%	100.0%	99.5%	94.2%
Jan-25	100.0%	100.0%	100.0%	99.2%
Feb-25	100.0%	100.0%	100.0%	98.5%
Mar-25	100.0%	100.0%	99.9%	98.2%
Apr-25	100.0%	100.0%	100.0%	98.6%
Total	100.0%	100.0%	99.9%	96.9%





Reliability & Punctuality Summary

Summary of Scheduled, Operated, Cancelled & Diverted Sailings by Route & Leg								
Year	Month	Route	Leg	Operated Sailings	Scheduled Sailings	Additional Sailings	Cancelled Sailings	Diverted Sailings
2025	April	Colintraive - Rhubodach	Colintraive-Rhubodach	931	936	0	5	0
2025	April	Colintraive - Rhubodach	Rhubodach-Colintraive	931	936	0	5	0
2025	April	Wemyss Bay - Rothesay	Gourock (Divert)-Rothesay	2		2	0	0
2025	April	Wemyss Bay - Rothesay	Rothesay-Gourock (Divert)	2	2	0	0	2
2025	April	Wemyss Bay - Rothesay	Rothesay-Wemyss Bay	406	410	0	4	0
2025	April	Wemyss Bay - Rothesay	Wemyss Bay-Rothesay	405	412	0	7	0
Total				2,677	2,696	2	21	2

Summary of Cancellations, Lateness & Relief Events by Route & Leg													
Year	Month	Route	Leg	Cancelled Sailings	Cancelled (Relief)	Cancelled (No Relief)	On Time	Level 1 Late	Level 1 (Relief)	Level 1 (No Relief)	Level 2 Late	Level 2 (Relief)	Level 2 (No Relief)
2025	April	Colintraive - Rhubodach	Colintraive-Rhubodach	5	5	0	931	0	0	0	0	0	0
2025	April	Colintraive - Rhubodach	Rhubodach-Colintraive	5	5	0	931	0	0	0	0	0	0
2025	April	Wemyss Bay - Rothesay	Gourock (Divert)-Rothesay	0	0	0	0	0	0	0	0	0	0
2025	April	Wemyss Bay - Rothesay	Rothesay-Gourock (Divert)	0	0	0	0	0	0	0	2	2	0
2025	April	Wemyss Bay - Rothesay	Rothesay-Wemyss Bay	4	3	1	402	4	4	0	0	0	0
2025	April	Wemyss Bay - Rothesay	Wemyss Bay-Rothesay	7	6	1	400	5	5	0	0	0	0
Total				21	19	2	2,664	9	9	0	2	2	0