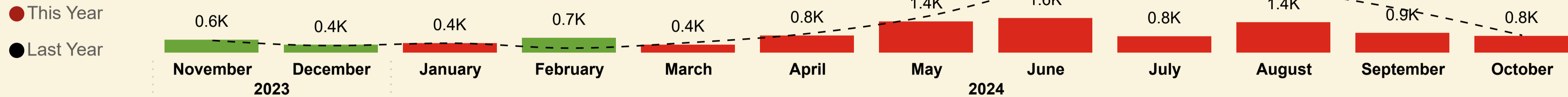




Shipped Passengers

Kennacraig - Islay/C'say/Oban



This Month YoY

763


LY: 792 (-3.66%)

YoY

10,029

LY: 16,795 (-40.3%)

Kennacraig - Islay



This Month YoY

15,965


LY: 15,921 (+0.28%)

YoY

197,697

LY: 209,278 (-5.5%)

Islay Total



This Month YoY

16,728

LY: 16,713 (+0.09%)

YoY

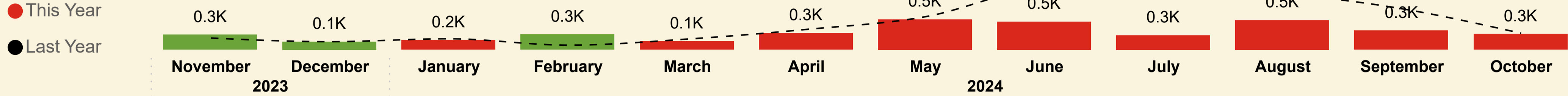
207,726

LY: 226,073 (-8.1%)



Shipped Cars

Kennacraig - Islay/C'say/Oban



This Month YoY

273


LY: 286 (-4.55%)

YoY

3,664

LY: 6,003 (-39%)

Kennacraig - Islay



This Month YoY

5,736


LY: 5,277 (+8.7%)

YoY

70,653

LY: 75,551 (-6.5%)

Islay Total



This Month YoY

6,009

LY: 5,563 (+8.02%)

YoY

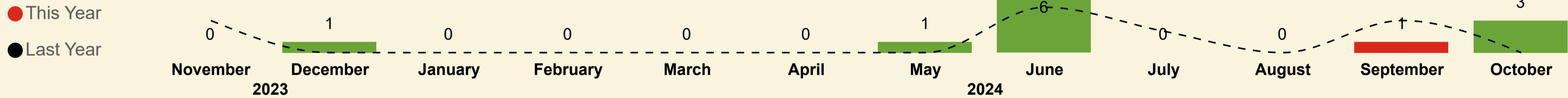
74,317

LY: 81,554 (-8.9%)



Shipped Coaches

Kennacraig - Islay/C'say/Oban



This Month YoY

3

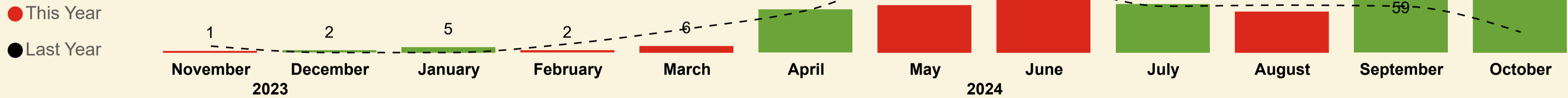
LY: 0

YoY

12

LY: 12 (-2%)

Kennacraig - Islay



This Month YoY

58


LY: 19 (+205.26%)

YoY

349

LY: 359 (-2.9%)

Islay Total



This Month YoY

61

LY: 19 (+221.05%)

YoY

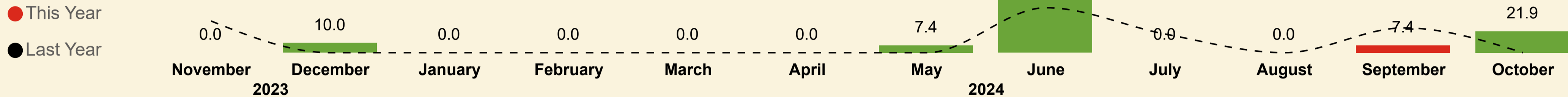
361

LY: 372 (-2.8%)



Shipped Coach Metres

Kennacraig - Islay/C'say/Oban



This Month YoY

21.9

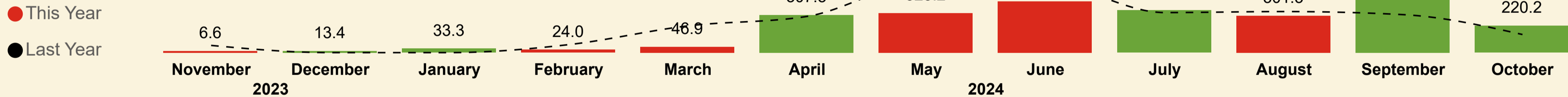
LY: 0.0

YoY

107.2

LY: 122.5 (-12.5%)

Kennacraig - Islay



This Month YoY

220.2

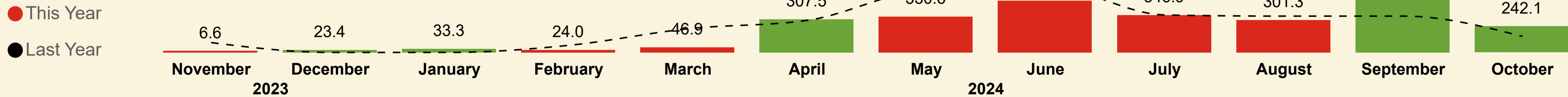
LY: 148.3 (+48.5%)

YoY

2.5K

LY: 2.9K (-12.8%)

Islay Total



This Month YoY

242.1

LY: 148.3 (+63.3%)

YoY

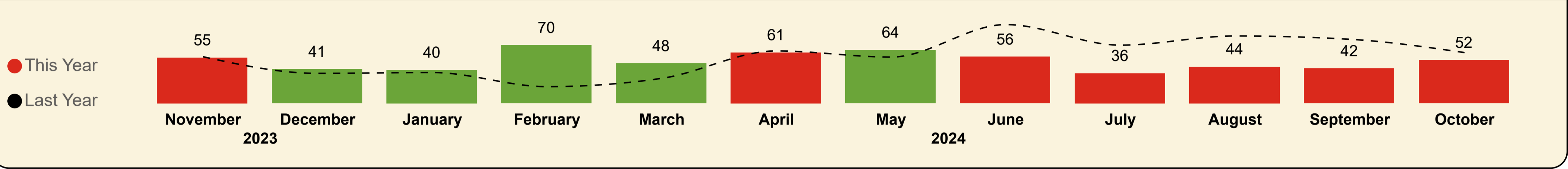
2.6K

LY: 3.0K (-12.8%)



Shipped Commercial Vehicles

Kennacraig - Islay/C'say/Oban



This Month YoY

52

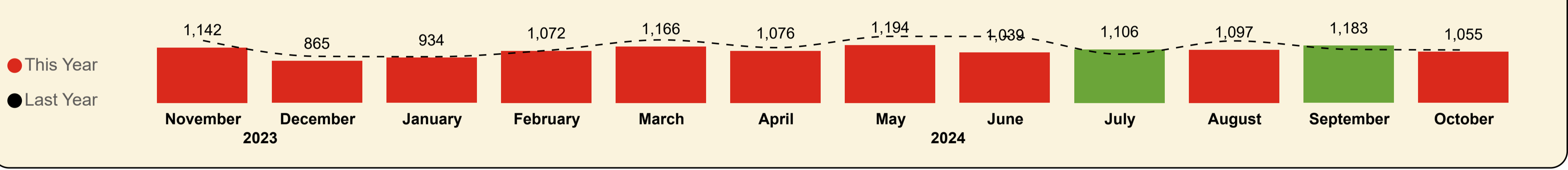
LY: 61 (-14.8%)

YoY

609

LY: 681 (-10.6%)

Kennacraig - Islay



This Month YoY

1,055

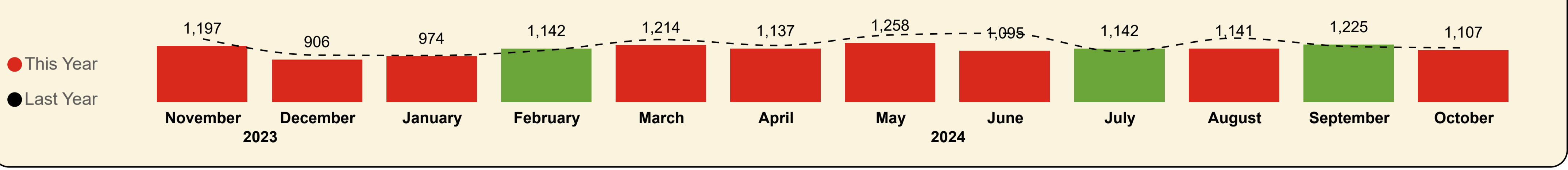
LY: 1,094 (-3.6%)

YoY

12,929

LY: 13,967 (-7.4%)

Islay Total



This Month YoY

1,107

LY: 1,155 (-4.2%)

YoY

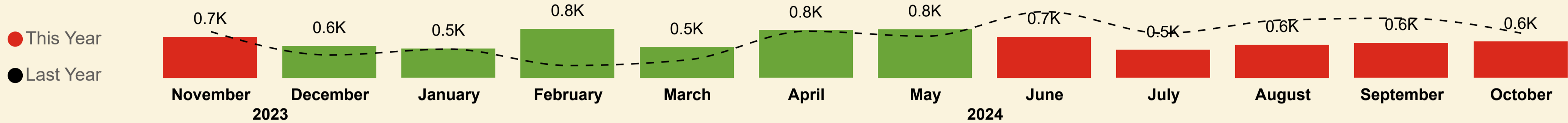
13,538

LY: 14,648 (-7.6%)



Shipped Commercial Vehicle Metres

Kennacraig - Islay/C'say/Oban



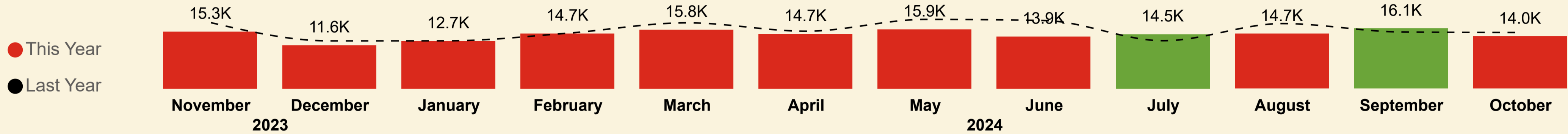
This Month YoY

630.4  
LY: 775.3 (-18.7%)

YoY

7.8K  
LY: 8.5K (-7.7%)

Kennacraig - Islay



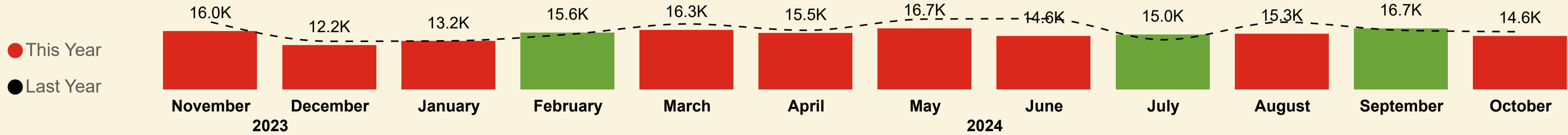
This Month YoY

14.0K  
LY: 15.0K (-6.9%)

YoY

174.0K  
LY: 188.3K (-7.6%)

Islay Total



This Month YoY

14.6K  
LY: 15.8K (-7.5%)

YoY

181.8K  
LY: 196.8K (-7.6%)



Islay TotalContractual Carrying Groups



This Month YoY

16,728

LY: 16,713 (+0.1%)

YoY

207,726

LY: 226,073 (-8.1%)



This Month YoY


6,009

LY: 5,563 (+8%)

YoY

74,317

LY: 81,554 (-8.9%)



This Month YoY

242.1

LY: 148.3 (+63.3%)

YoY

2.6K

LY: 3.0K (-12.8%)



This Month YoY

14.6K

LY: 15.8K (-7.5%)

YoY

181.8K

LY: 196.8K (-7.6%)

Passengers

Year	Month	Last Year	This Year	Variance %
2023	November	10,231	10,485	2.5 %
2023	December	9,616	8,585	-10.7 %
2024	January	7,581	7,810	3.0 %
2024	February	9,845	9,183	-6.7 %
2024	March	12,361	13,116	6.1 %
2024	April	19,234	17,020	-11.5 %
2024	May	26,175	24,750	-5.4 %
2024	June	29,873	23,821	-20.3 %
2024	July	31,325	25,564	-18.4 %
2024	August	29,914	27,112	-9.4 %
2024	September	23,206	23,552	1.5 %
2024	October	16,713	16,728	0.1 %
Total		226,073	207,726	-8.1 %

Cars

Year	Month	Last Year	This Year	Variance %
2023	November	4,135	4,292	3.8 %
2023	December	4,175	3,471	-16.9 %
2024	January	3,363	3,324	-1.2 %
2024	February	4,025	3,627	-9.9 %
2024	March	4,857	4,964	2.2 %
2024	April	6,294	5,904	-6.2 %
2024	May	8,937	7,984	-10.7 %
2024	June	10,430	8,284	-20.6 %
2024	July	10,926	9,069	-17.0 %
2024	August	10,365	9,127	-11.9 %
2024	September	8,484	8,262	-2.6 %
2024	October	5,563	6,009	8.0 %
Total		81,554	74,317	-8.9 %

Coach Metres

Year	Month	Last Year	This Year	Variance %
2023	November	91.3	6.6	-92.8 %
2023	December	0.0	23.4	0.0 %
2024	January	0.0	33.3	0.0 %
2024	February	65.5	24.0	-63.4 %
2024	March	219.2	46.9	-78.6 %
2024	April	296.8	307.5	3.6 %
2024	May	579.4	330.6	-42.9 %
2024	June	614.8	480.4	-21.9 %
2024	July	346.9	346.9	-0.0 %
2024	August	336.3	301.3	-10.4 %
2024	September	336.2	504.1	50.0 %
2024	October	148.3	242.1	63.3 %
Total		3,034.7	2,647.1	-12.8 %

Commercial Vehicle Metres

Year	Month	Last Year	This Year	Variance %
2023	November	18,472.1	15,986.7	-13.5 %
2023	December	13,174.8	12,177.9	-7.6 %
2024	January	13,300.5	13,243.2	-0.4 %
2024	February	15,063.4	15,595.6	3.5 %
2024	March	17,937.4	16,319.6	-9.0 %
2024	April	16,188.9	15,475.5	-4.4 %
2024	May	19,268.4	16,729.2	-13.2 %
2024	June	19,388.9	14,638.5	-24.5 %
2024	July	13,604.6	15,033.3	10.5 %
2024	August	18,426.9	15,267.2	-17.1 %
2024	September	16,198.8	16,732.8	3.3 %
2024	October	15,800.5	14,614.8	-7.5 %
Total		196,825.0	181,814.4	-7.6 %



Kennacraig - Islay/C'say/Oban

Contractual Carrying Groups



This Month YoY

763

LY: 792 (-3.7%)

YoY

10,029

LY: 16,795 (-40.3%)



This Month YoY

273

LY: 286 (-4.5%)

YoY

3,664

LY: 6,003 (-39%)



This Month YoY

21.9

LY: 0.0

YoY

107.2

LY: 122.5 (-12.5%)



This Month YoY

630.4

LY: 775.3 (-18.7%)

YoY

7.8K

LY: 8.5K (-7.7%)

Passengers Kennacraig - Islay/C'say/Oban				
Year	Month	Last Year	This Year	Variance %
2023	November	555	587	5.8 %
2023	December	318	355	11.6 %
2024	January	429	427	-0.5 %
2024	February	201	675	235.8 %
2024	March	453	364	-19.6 %
2024	April	871	785	-9.9 %
2024	May	1,667	1,438	-13.7 %
2024	June	2,996	1,587	-47.0 %
2024	July	3,628	753	-79.2 %
2024	August	2,901	1,397	-51.8 %
2024	September	1,985	898	-54.8 %
Total		16,795	10,029	-40.3 %

Cars Kennacraig - Islay/C'say/Oban				
Year	Month	Last Year	This Year	Variance %
2023	November	203	261	28.6 %
2023	December	140	140	0.0 %
2024	January	190	168	-11.6 %
2024	February	79	268	239.2 %
2024	March	185	149	-19.5 %
2024	April	353	289	-18.1 %
2024	May	575	527	-8.3 %
2024	June	1,097	489	-55.4 %
2024	July	1,196	251	-79.0 %
2024	August	987	515	-47.8 %
2024	September	712	334	-53.1 %
Total		6,003	3,664	-39.0 %

Coach Metres Kennacraig - Islay/C'say/Oban				
Year	Month	Last Year	This Year	Variance %
2023	November	32.3	0.0	-100.0 %
2023	December	0.0	10.0	0.0 %
2024	January	0.0	0.0	0.0 %
2024	February	0.0	0.0	0.0 %
2024	March	0.0	0.0	0.0 %
2024	April	0.0	0.0	0.0 %
2024	May	0.0	7.4	0.0 %
2024	June	45.9	60.5	31.9 %
2024	July	19.0	0.0	-100.0 %
2024	August	0.0	0.0	0.0 %
2024	September	25.3	7.4	-70.8 %
Total		122.5	107.2	-12.5 %

Commercial Vehicle Metres Kennacraig - Islay/C'say/Oban				
Year	Month	Last Year	This Year	Variance %
2023	November	801.3	712.0	-11.1 %
2023	December	396.4	553.7	39.7 %
2024	January	498.5	505.6	1.4 %
2024	February	213.1	849.0	298.4 %
2024	March	311.0	534.4	71.8 %
2024	April	809.2	825.3	2.0 %
2024	May	722.0	843.3	16.8 %
2024	June	1,148.6	713.2	-37.9 %
2024	July	774.6	484.8	-37.4 %
2024	August	1,003.5	573.7	-42.8 %
2024	September	1,034.7	605.1	-41.5 %
Total		8,488.3	7,830.5	-7.7 %



Kennacraig - Islay

Contractual Carrying Groups



This Month YoY

15,965

LY: 15,921 (+0.3%)

YoY

197,697

LY: 209,278 (-5.5%)

This Month YoY

5,736

LY: 5,277 (+8.7%)

YoY

70,653

LY: 75,551 (-6.5%)

This Month YoY

220.2

LY: 148.3 (+48.5%)

YoY

2.5K

LY: 2.9K (-12.8%)

This Month YoY

14.0K

LY: 15.0K (-6.9%)

YoY

174.0K

LY: 188.3K (-7.6%)

Passengers Kennacraig - Islay				
Year	Month	Last Year	This Year	Variance %
2023	November	9,676	9,898	2.3 %
2023	December	9,298	8,230	-11.5 %
2024	January	7,152	7,383	3.2 %
2024	February	9,644	8,508	-11.8 %
2024	March	11,908	12,752	7.1 %
2024	April	18,363	16,235	-11.6 %
2024	May	24,508	23,312	-4.9 %
2024	June	26,877	22,234	-17.3 %
2024	July	27,697	24,811	-10.4 %
2024	August	27,013	25,715	-4.8 %
2024	September	21,221	22,654	6.8 %
Total		209,278	197,697	-5.5 %

Cars Kennacraig - Islay				
Year	Month	Last Year	This Year	Variance %
2023	November	3,932	4,031	2.5 %
2023	December	4,035	3,331	-17.4 %
2024	January	3,173	3,156	-0.5 %
2024	February	3,946	3,359	-14.9 %
2024	March	4,672	4,815	3.1 %
2024	April	5,941	5,615	-5.5 %
2024	May	8,362	7,457	-10.8 %
2024	June	9,333	7,795	-16.5 %
2024	July	9,730	8,818	-9.4 %
2024	August	9,378	8,612	-8.2 %
2024	September	7,772	7,928	2.0 %
Total		75,551	70,653	-6.5 %

Coach Metres Kennacraig - Islay				
Year	Month	Last Year	This Year	Variance %
2023	November	59.0	6.6	-88.8 %
2023	December	0.0	13.4	0.0 %
2024	January	0.0	33.3	0.0 %
2024	February	65.5	24.0	-63.4 %
2024	March	219.2	46.9	-78.6 %
2024	April	296.8	307.5	3.6 %
2024	May	579.4	323.2	-44.2 %
2024	June	568.9	419.9	-26.2 %
2024	July	327.9	346.9	5.8 %
2024	August	336.3	301.3	-10.4 %
2024	September	310.9	496.7	59.8 %
Total		2,912.3	2,539.9	-12.8 %

Commercial Vehicle Metres Kennacraig - Islay				
Year	Month	Last Year	This Year	Variance %
2023	November	17,670.8	15,274.7	-13.6 %
2023	December	12,778.4	11,624.2	-9.0 %
2024	January	12,802.0	12,737.6	-0.5 %
2024	February	14,850.3	14,746.6	-0.7 %
2024	March	17,626.4	15,785.2	-10.4 %
2024	April	15,379.7	14,650.2	-4.7 %
2024	May	18,546.4	15,885.9	-14.3 %
2024	June	18,240.2	13,925.3	-23.7 %
2024	July	12,829.9	14,548.5	13.4 %
2024	August	17,423.4	14,693.6	-15.7 %
2024	September	15,164.1	16,127.7	6.4 %
Total		188,336.7	173,983.9	-7.6 %



Cars




Kennacraig - Islay/C'say/Oban				
Year	Month	Last Year	This Year	Var %
2023	November	185	74	-60.0 %
2023	December	119	75	-37.0 %
2024	January	160	29	-81.9 %
2024	February	67	85	26.9 %
2024	March	173	67	-61.3 %
2024	April	292	150	-48.6 %
2024	May	240	308	28.3 %
2024	June	204	353	73.0 %
2024	July	454	216	-52.4 %
2024	August	454	322	-29.1 %
2024	September	293	194	-33.8 %
2024	October	115	119	3.5 %
Total		2,756	1,992	-27.7 %

Kennacraig - Islay				
Year	Month	Last Year	This Year	Var %
2023	November	3,326	3,126	-6.0 %
2023	December	3,494	2,665	-23.7 %
2024	January	2,697	2,343	-13.1 %
2024	February	3,383	2,659	-21.4 %
2024	March	4,022	3,828	-4.8 %
2024	April	5,203	4,682	-10.0 %
2024	May	5,210	6,150	18.0 %
2024	June	3,560	6,614	85.8 %
2024	July	6,465	7,490	15.9 %
2024	August	6,608	7,447	12.7 %
2024	September	6,106	6,708	9.9 %
2024	October	4,129	4,662	12.9 %
Total		54,203	58,374	7.7 %



LGVs




Kennacraig - Islay/C'say/Oban				
Year	Month	Last Year	This Year	Var %
2023	November	8	11	37.5 %
2023	December	16	4	-75.0 %
2024	January	20	2	-90.0 %
2024	February	6	6	0.0 %
2024	March	3	7	133.3 %
2024	April	41	22	-46.3 %
2024	May	27	33	22.2 %
2024	June	15	33	120.0 %
2024	July	43	17	-60.5 %
2024	August	38	24	-36.8 %
2024	September	18	18	0.0 %
2024	October	15	19	26.7 %
Total		250	196	-21.6 %

Kennacraig - Islay				
Year	Month	Last Year	This Year	Var %
2023	November	477	427	-10.5 %
2023	December	454	374	-17.6 %
2024	January	408	404	-1.0 %
2024	February	461	482	4.6 %
2024	March	526	700	33.1 %
2024	April	453	559	23.4 %
2024	May	509	542	6.5 %
2024	June	363	619	70.5 %
2024	July	503	798	58.6 %
2024	August	480	685	42.7 %
2024	September	480	662	37.9 %
2024	October	337	660	95.8 %
Total		5,451	6,912	26.8 %



Motorhomes



Kennacraig - Islay/C'say/Oban				
Year	Month	Last Year	This Year	Var %
2023	November	4	3	-25.0 %
2023	December	0	0	0.0 %
2024	January	0	2	0.0 %
2024	February	1	4	300.0 %
2024	March	3	3	0.0 %
2024	April	10	13	30.0 %
2024	May	24	42	75.0 %
2024	June	5	22	340.0 %
2024	July	29	14	-51.7 %
2024	August	22	25	13.6 %
2024	September	23	21	-8.7 %
2024	October	6	5	-16.7 %
Total		127	154	21.3 %

Kennacraig - Islay				
Year	Month	Last Year	This Year	Var %
2023	November	40	83	107.5 %
2023	December	28	37	32.1 %
2024	January	26	28	7.7 %
2024	February	40	28	-30.0 %
2024	March	35	153	337.1 %
2024	April	216	238	10.2 %
2024	May	371	528	42.3 %
2024	June	200	438	119.0 %
2024	July	326	366	12.3 %
2024	August	406	410	1.0 %
2024	September	385	486	26.2 %
2024	October	107	196	83.2 %
Total		2,180	2,991	37.2 %



Reliability & Punctuality



Reliability

Route		Kennacraig - Islay		Kennacraig - Islay/C'say/Oban	
Year	Month	Contractual	Actual	Contractual	Actual
2023	November	100.0%	100.0%	100.0%	100.0%
	December	97.9%	93.0%	100.0%	80.0%
2024	January	100.0%	91.0%	100.0%	100.0%
	February	100.0%	84.0%	100.0%	100.0%
	March	96.6%	95.9%	90.0%	90.0%
	April	91.0%	84.0%	81.8%	59.1%
	May	99.2%	93.9%	85.7%	61.2%
	June	100.0%	85.1%	100.0%	57.1%
	July	100.0%	80.7%	100.0%	57.9%
	August	95.5%	92.9%	89.8%	65.3%
	September	100.0%	93.7%	100.0%	65.9%



Punctuality

Route		Kennacraig - Islay		Kennacraig - Islay/C'say/Oban	
Year	Month	Contractual	Actual	Contractual	Actual
2023	November	99.4%	96.2%	93.8%	81.3%
	December	96.2%	86.4%	87.5%	68.8%
2024	January	100.0%	97.9%	100.0%	68.8%
	February	100.0%	96.8%	100.0%	62.5%
	March	99.3%	85.9%	100.0%	66.7%
	April	98.1%	66.0%	100.0%	73.1%
	May	98.8%	75.2%	100.0%	53.3%
	June	99.1%	92.5%	96.4%	67.9%
	July	99.5%	89.4%	100.0%	72.7%
	August	99.6%	95.6%	100.0%	87.5%
	September	99.6%	94.1%	100.0%	82.8%



Reliability & Punctuality Summary

Summary of Scheduled, Operated, Cancelled & Diverted Sailings by Route and Leg

Year	Month	Route	Leg	Operated Sailings	Scheduled Sailings	Additional Sailings	Cancelled Sailings	Diverted Sailings
2024	October	Kennacraig - Islay	Kennacraig-Port Askaig	58	61	4	7	3
2024	October	Kennacraig - Islay	Kennacraig-Port Ellen	50	53	2	5	3
2024	October	Kennacraig - Islay	Port Askaig-Kennacraig	58	64	2	8	0
2024	October	Kennacraig - Islay	Port Ellen-Kennacraig	52	52	6	6	0
2024	October	Kennacraig - Islay/C'say/Oban	Colonsay-Oban	1	5	0	4	0
2024	October	Kennacraig - Islay/C'say/Oban	Colonsay-Port Askaig	1	6	0	5	0
2024	October	Kennacraig - Islay/C'say/Oban	Kennacraig-Port Askaig	6	6	0	0	0
2024	October	Kennacraig - Islay/C'say/Oban	Oban-Colonsay	0	5	0	5	0
2024	October	Kennacraig - Islay/C'say/Oban	Port Askaig-Colonsay	2	3	0	1	0
2024	October	Kennacraig - Islay/C'say/Oban	Port Askaig-Kennacraig	7	7	0	0	3
Total				235	262	14	41	9

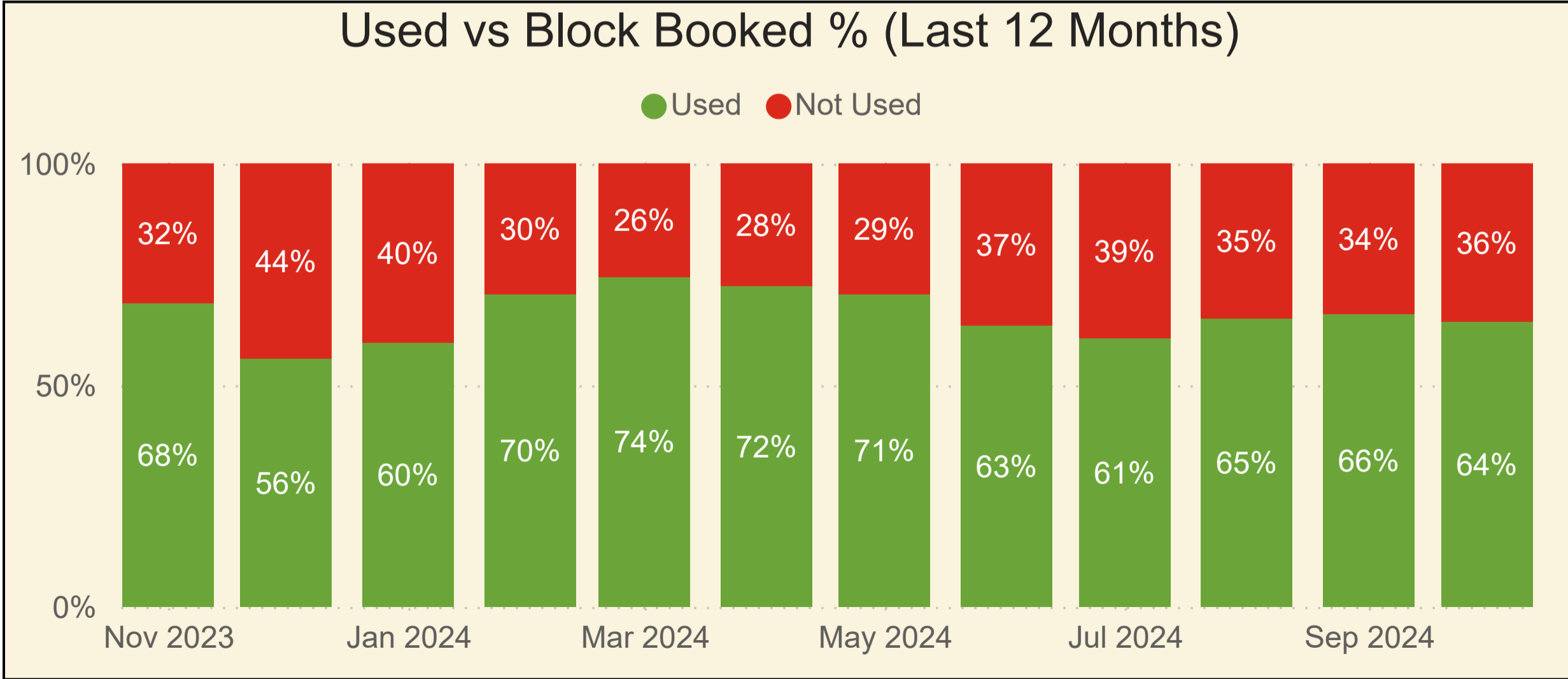
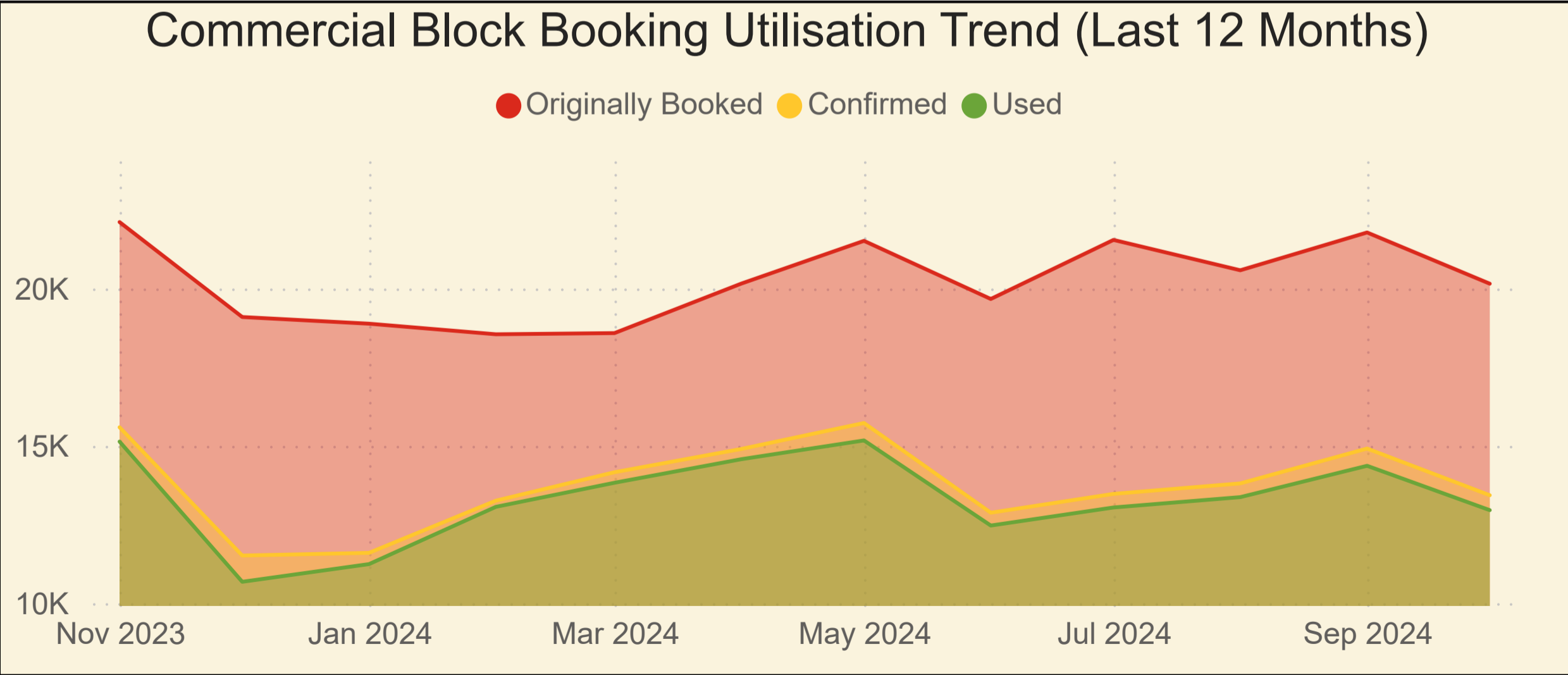
Summary of Cancellations, Lateness & Relief Events by Route and Leg

Year	Month	Route	Leg	Cancelled Sailings	Cancelled (Relief)	Cancelled (No Relief)	On Time	Level 1 Late	Level 1 (Relief)	Level 1 (No Relief)	Level 2 Late	Level 2 (Relief)	Level 2 (No Relief)
2024	October	Kennacraig - Islay	Kennacraig-Port Askaig	7	4	3	50	0	0	0	4	4	0
2024	October	Kennacraig - Islay	Kennacraig-Port Ellen	5	2	3	43	1	1	0	4	3	1
2024	October	Kennacraig - Islay	Port Askaig-Kennacraig	8	3	5	49	4	4	0	3	2	1
2024	October	Kennacraig - Islay	Port Ellen-Kennacraig	6	4	2	44	1	0	1	1	1	0
2024	October	Kennacraig - Islay/C'say/Oban	Colonsay-Oban	4	4	0	1	0	0	0	0	0	0
2024	October	Kennacraig - Islay/C'say/Oban	Colonsay-Port Askaig	5	5	0	0	0	0	0	1	1	0
2024	October	Kennacraig - Islay/C'say/Oban	Kennacraig-Port Askaig	0	0	0	6	0	0	0	0	0	0
2024	October	Kennacraig - Islay/C'say/Oban	Oban-Colonsay	5	5	0	0	0	0	0	0	0	0
2024	October	Kennacraig - Islay/C'say/Oban	Port Askaig-Colonsay	1	1	0	1	1	1	0	0	0	0
Total				41	28	13	198	8	7	1	15	13	2



Block Booked vs Utilised

Route Name	Month Year	Originally Booked	Booked 24hrs Prior	Confirmed	No Show	Used	Confirmed vs Block Booked	Used vs Confirmed	Used vs Block Booked
Kennacraig - Islay	Nov-2023	22,111	15,824	15,590	455	15,135	71%	97%	68%
Kennacraig - Islay	Dec-2023	19,094	12,364	11,514	834	10,680	60%	93%	56%
Kennacraig - Islay	Jan-2024	18,882	12,941	11,600	358	11,242	61%	97%	60%
Kennacraig - Islay	Feb-2024	18,546	13,622	13,258	197	13,062	71%	99%	70%
Kennacraig - Islay	Mar-2024	18,583	15,173	14,162	335	13,827	76%	98%	74%
Kennacraig - Islay	Apr-2024	20,155	16,175	14,901	326	14,575	74%	98%	72%
Kennacraig - Islay	May-2024	21,515	17,247	15,726	554	15,172	73%	96%	71%
Kennacraig - Islay	Jun-2024	19,667	14,516	12,875	408	12,467	65%	97%	63%
Kennacraig - Islay	Jul-2024	21,544	16,011	13,474	432	13,042	63%	97%	61%
Kennacraig - Islay	Aug-2024	20,579	15,462	13,807	437	13,370	67%	97%	65%
Kennacraig - Islay	Sep-2024	21,780	16,255	14,914	548	14,366	68%	96%	66%
Kennacraig - Islay	Oct-2024	20,152	14,780	13,430	474	12,956	67%	96%	64%
Total		242,607	180,368	165,251	5,357	159,895	68%	97%	66%



**Note:** This report shows block bookings made by block booking customers for any commercial vehicle over 6 metres in length or any LGV that consumes High Lane Metreage. It does not include any bookings on sailings that were cancelled by CalMac. High Lane Metreage refers to deck meterage for high vehicles such as Commercials or LGVs.