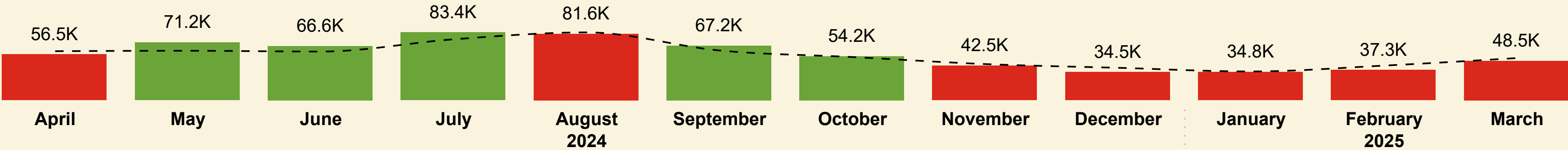


Shipped Passengers

Wemyss Bay - Rothesay

This Year
Last Year



This Month YoY

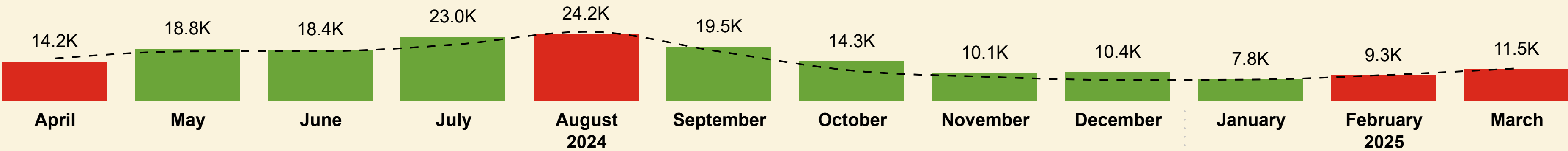
48,465
LY: 51,867 (-6.56%)

YoY

678,288
LY: 667,674 (+1.6%)

Colintraive - Rhubodach

This Year
Last Year



This Month YoY


11,510
LY: 11,752 (-2.06%)

YoY

181,496
LY: 170,063 (+6.7%)

Gourock - Dunoon

This Year
Last Year



This Month YoY

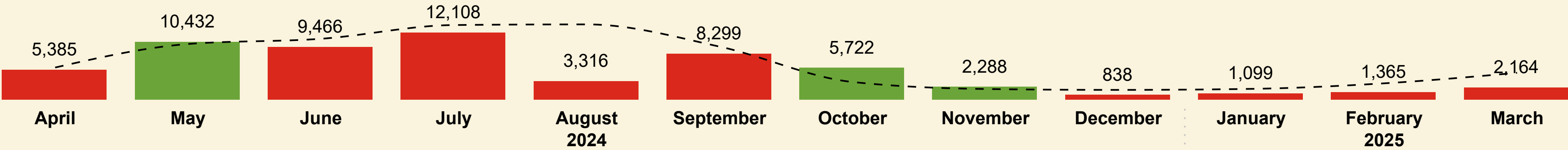
14,650
LY: 16,651 (-12.02%)

YoY

208,011
LY: 200,881 (+3.5%)

Tarbert LF - Portavadie

This Year
Last Year



This Month YoY

2,164
LY: 4,819 (-55.09%)

YoY

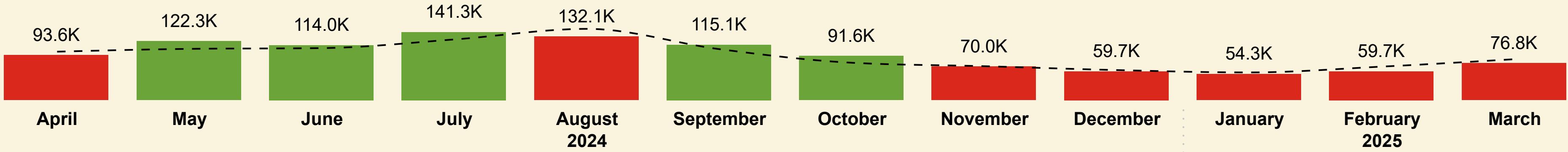
62,482
LY: 79,760 (-21.7%)



Shipped Passengers

Total Cowal

● This Year
● Last Year



This Month YoY

76,789
LY: 85,089 (-9.75%)

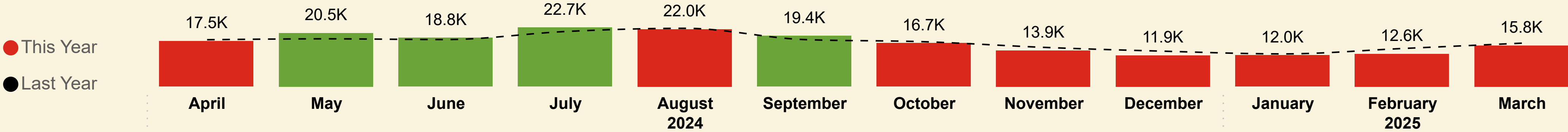
YoY

1,130,277
LY: 1,118,378 (+1.1%)



Shipped Cars

Wemyss Bay - Rothesay



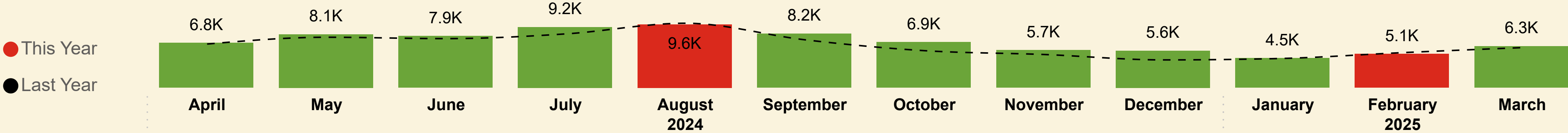
This Month YoY

15,761
LY: 16,665 (-5.42%)

YoY

203,790
LY: 205,552 (-0.9%)

Colintraive - Rhubodach




This Month YoY

6,316
LY: 6,101 (+3.52%)

YoY

84,123
LY: 77,901 (+8%)

Tarbert LF - Portavadie



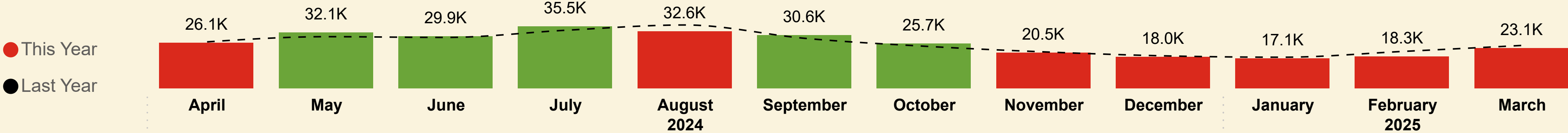
This Month YoY

977
LY: 1,797 (-45.63%)

YoY

21,561
LY: 27,141 (-20.6%)

Cowal Total



This Month YoY

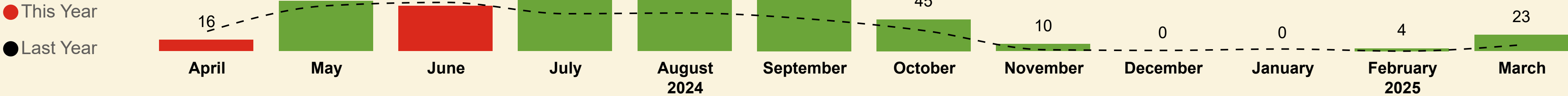
23,054
LY: 24,563 (-6.14%)

YoY

309,474
LY: 310,593 (-0.4%)

Shipped Coaches

Wemyss Bay - Rothesay



This Month YoY

23

LY: 9 (+155.56%)

YoY

481

LY: 358 (+34.3%)

Colintraive - Rhubodach



This Month YoY

21

LY: 27 (-22.22%)

YoY

565

LY: 476 (+18.7%)

Tarbert LF - Portavadie



This Month YoY

0

LY: 0

YoY

8

LY: 36 (-77.8%)

Cowal Total



This Month YoY

44

LY: 36 (+22.22%)

YoY

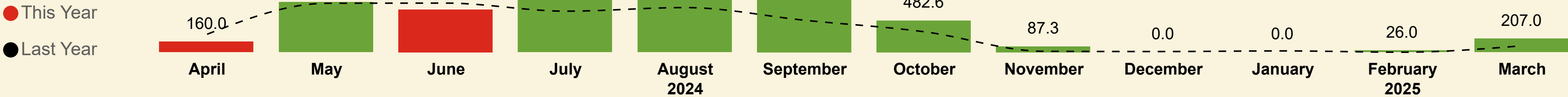
1054

LY: 870 (+21.1%)



Shipped Coach Metres

Wemyss Bay - Rothesay



This Month YoY

207.0

LY: 98.1 (+111%)

YoY

5.1K

LY: 4.0K (+27.7%)

Colintraive - Rhubodach



This Month YoY

153.0

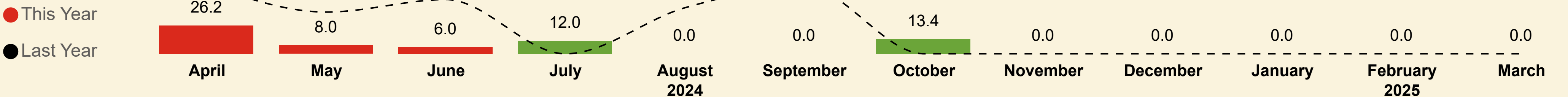
LY: 189.6 (-19.3%)

YoY

5.6K

LY: 5.0K (+13.2%)

Tarbert LF - Portavadie



This Month YoY

0.0


LY: 0.0

YoY

65.6

LY: 257.0 (-74.5%)

Cowal Total



This Month YoY

360.0

LY: 287.7 (+25.1%)


YoY

10.8K

LY: 9.3K (+17%)

Shipped Commercial Vehicles

Wemyss Bay - Rothesay



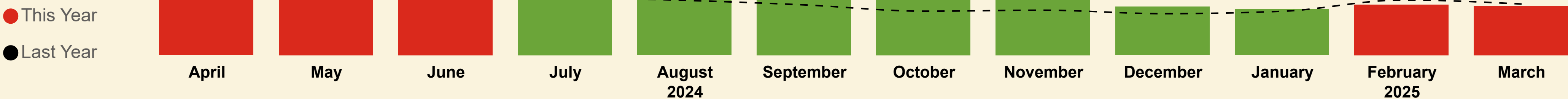
This Month YoY

685
LY: 693 (-1.2%)

YoY

8,166
LY: 7,563 (+8%)

Colintraive - Rhubodach



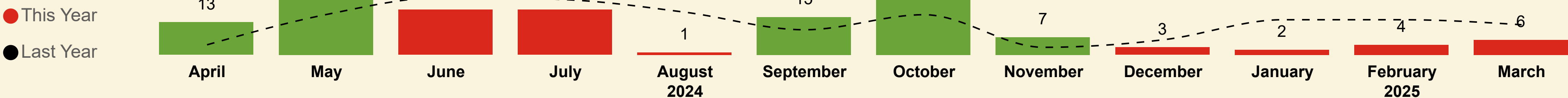
This Month YoY

513
LY: 530 (-3.2%)

YoY

6,774
LY: 6,442 (+5.2%)

Tarbert LF - Portavadie



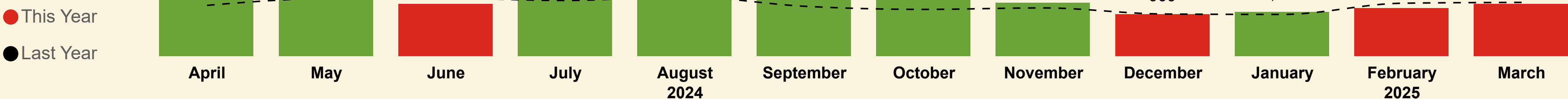
This Month YoY

6
LY: 12 (-50%)

YoY

133
LY: 157 (-15.3%)

Cowal Total



This Month YoY

1,204
LY: 1,235 (-2.5%)

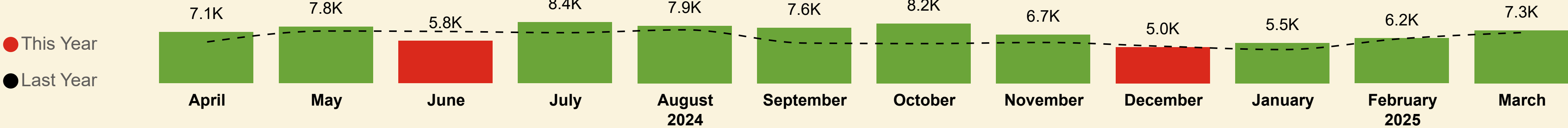
YoY

15,073
LY: 14,162 (+6.4%)



Shipped Commercial Vehicle Metres

Wemyss Bay - Rothesay




This Month YoY

7.3K
LY: 7.0K (+4.3%)

YoY

83.6K
LY: 73.8K (+13.3%)

Colintraive - Rhubodach



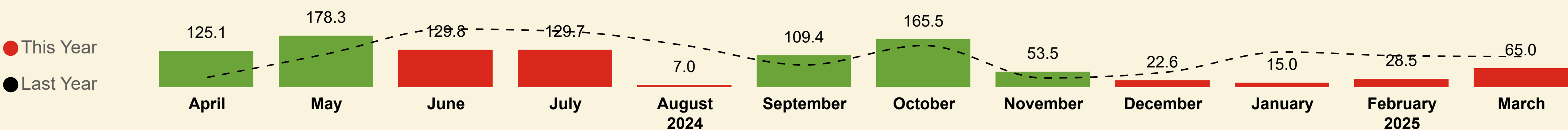
This Month YoY

5.7K
LY: 5.1K (+10.9%)

YoY

71.7K
LY: 64.3K (+11.5%)

Tarbert LF - Portavadie



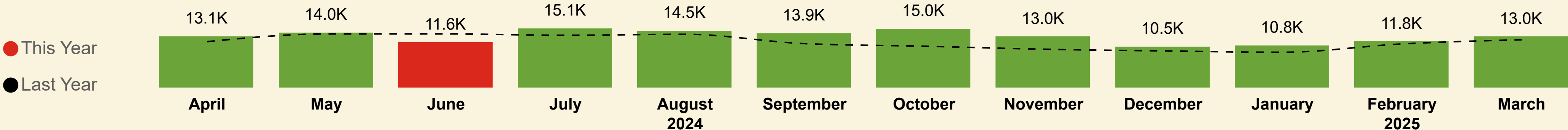
This Month YoY

65.0
LY: 105.5 (-38.4%)

YoY

1.0K
LY: 1.3K (-22.1%)

Cowal Total



This Month YoY

13.0K
LY: 12.2K (+6.7%)

YoY

156.3K
LY: 139.4K (+12.1%)



Cowal Total

Contractual Carrying Groups



This Month YoY

76,789

LY: 85,089 (-9.8%)

YoY

1,130,277

LY: 1,118,378 (+1.1%)



This Month YoY


23,054

LY: 24,570 (-6.2%)

YoY

309,474

LY: 310,602 (-0.4%)



This Month YoY

360.00

LY: 287.70 (+25.1%)

YoY

10.85K

LY: 9.27K (+17%)



This Month YoY

13.03K

LY: 12.21K (+6.7%)

YoY

156.34K

LY: 139.43K (+12.1%)

Passengers

Year	Month	Last Year	This Year	Variance %
2024	April	100,701	93,558	-7.1 %
2024	May	106,516	122,275	14.8 %
2024	June	108,121	114,013	5.4 %
2024	July	126,143	141,279	12.0 %
2024	August	148,061	132,051	-10.8 %
2024	September	105,872	115,109	8.7 %
2024	October	77,654	91,593	18.0 %
2024	November	70,492	69,962	-0.8 %
2024	December	62,432	59,686	-4.4 %
2025	January	57,600	54,287	-5.8 %
2025	February	69,697	59,675	-14.4 %
2025	March	85,089	76,789	-9.8 %
Total		1,118,378	1,130,277	1.1 %

Cars

Year	Month	Last Year	This Year	Variance %
2024	April	26,613	26,130	-1.8 %
2024	May	29,578	32,090	8.5 %
2024	June	29,149	29,886	2.5 %
2024	July	33,273	35,532	6.8 %
2024	August	36,302	32,624	-10.1 %
2024	September	28,637	30,569	6.7 %
2024	October	24,103	25,683	6.6 %
2024	November	20,865	20,504	-1.7 %
2024	December	18,596	17,974	-3.3 %
2025	January	17,804	17,092	-4.0 %
2025	February	21,111	18,336	-13.1 %
2025	March	24,570	23,054	-6.2 %
Total		310,602	309,474	-0.4 %

Coach Metres

Year	Month	Last Year	This Year	Variance %
2024	April	507.5	482.2	-5.0 %
2024	May	1,388.6	1,499.0	7.9 %
2024	June	1,606.1	1,589.3	-1.0 %
2024	July	1,208.1	1,651.6	36.7 %
2024	August	1,511.5	1,736.2	14.9 %
2024	September	1,725.7	1,982.7	14.9 %
2024	October	577.6	953.3	65.0 %
2024	November	119.5	243.6	103.8 %
2024	December	120.0	130.4	8.7 %
2025	January	132.5	152.9	15.4 %
2025	February	84.0	68.0	-19.0 %
2025	March	287.7	360.0	25.1 %
Total		9,268.7	10,849.0	17.0 %

Commercial Vehicle Metres

Year	Month	Last Year	This Year	Variance %
2024	April	11,731.8	13,078.8	11.5 %
2024	May	13,705.0	14,018.3	2.3 %
2024	June	13,713.0	11,583.3	-15.5 %
2024	July	13,365.6	15,144.8	13.3 %
2024	August	13,621.9	14,513.1	6.5 %
2024	September	11,222.8	13,863.3	23.5 %
2024	October	10,558.4	15,036.1	42.4 %
2024	November	9,787.7	13,041.8	33.2 %
2024	December	9,354.1	10,485.3	12.1 %
2025	January	9,011.7	10,760.6	19.4 %
2025	February	11,148.3	11,778.9	5.7 %
2025	March	12,211.2	13,033.3	6.7 %
Total		139,431.6	156,337.6	12.1 %



Wemyss Bay - Rothesay

Contractual Carrying Groups



This Month YoY

48,465

LY: 51,867 (-6.6%)

YoY

678,288

LY: 667,674 (+1.6%)



This Month YoY

15,761

LY: 16,665 (-5.4%)

YoY

203,790

LY: 205,552 (-0.9%)



This Month YoY

207.00

LY: 98.10 (+111%)

YoY

5.13K

LY: 4.02K (+27.7%)



This Month YoY

7.28K

LY: 6.98K (+4.3%)

YoY

83.58K

LY: 73.80K (+13.3%)

Passengers

Year	Month	Last Year	This Year	Variance %
2024	April	60,315	56,545	-6.3 %
2024	May	60,827	71,150	17.0 %
2024	June	59,839	66,591	11.3 %
2024	July	74,938	83,404	11.3 %
2024	August	83,394	81,635	-2.1 %
2024	September	61,154	67,196	9.9 %
2024	October	53,074	54,169	2.1 %
2024	November	44,443	42,538	-4.3 %
2024	December	39,862	34,507	-13.4 %
2025	January	35,374	34,810	-1.6 %
2025	February	42,587	37,278	-12.5 %
2025	March	51,867	48,465	-6.6 %
Total		667,674	678,288	1.6 %

Cars

Year	Month	Last Year	This Year	Variance %
2024	April	17,980	17,465	-2.9 %
2024	May	18,325	20,540	12.1 %
2024	June	18,044	18,755	3.9 %
2024	July	21,141	22,688	7.3 %
2024	August	22,370	22,008	-1.6 %
2024	September	18,028	19,442	7.8 %
2024	October	17,213	16,689	-3.0 %
2024	November	15,048	13,866	-7.9 %
2024	December	13,579	11,948	-12.0 %
2025	January	12,544	12,044	-4.0 %
2025	February	14,614	12,584	-13.9 %
2025	March	16,665	15,761	-5.4 %
Total		205,552	203,790	-0.9 %

Coach Metres

Year	Month	Last Year	This Year	Variance %
2024	April	274.2	160.0	-41.6 %
2024	May	747.0	766.8	2.6 %
2024	June	750.0	653.1	-12.9 %
2024	July	627.0	840.1	34.0 %
2024	August	681.9	974.9	43.0 %
2024	September	487.6	936.1	92.0 %
2024	October	312.1	482.6	54.6 %
2024	November	13.5	87.3	546.3 %
2024	December	10.0	0.0	-100.0 %
2025	January	19.5	0.0	-100.0 %
2025	February	0.0	26.0	0.0 %
2025	March	98.1	207.0	111.0 %
Total		4,020.9	5,133.8	27.7 %

Commercial Vehicle Metres

Year	Month	Last Year	This Year	Variance %
2024	April	5,689.6	7,054.0	24.0 %
2024	May	7,194.0	7,791.2	8.3 %
2024	June	7,130.2	5,833.9	-18.2 %
2024	July	6,963.7	8,418.8	20.9 %
2024	August	7,355.8	7,900.0	7.4 %
2024	September	5,534.1	7,647.3	38.2 %
2024	October	5,462.7	8,227.6	50.6 %
2024	November	5,615.6	6,698.2	19.3 %
2024	December	5,085.2	4,983.8	-2.0 %
2025	January	4,638.6	5,548.0	19.6 %
2025	February	6,152.9	6,196.9	0.7 %
2025	March	6,978.5	7,281.5	4.3 %
Total		73,800.9	83,581.4	13.3 %



Colintraive - Rhubodach

Contractual Carrying Groups



This Month YoY

11,510

LY: 11,752 (-2.1%)

YoY

181,496

LY: 170,063 (+6.7%)



This Month YoY

6,316

LY: 6,101 (+3.5%)

YoY

84,123

LY: 77,901 (+8%)



This Month YoY

153.00

LY: 189.60 (-19.3%)

YoY

5.65K

LY: 4.99K (+13.2%)



This Month YoY

5.69K

LY: 5.13K (+10.9%)

YoY

71.73K

LY: 64.31K (+11.5%)

Passengers

Year	Month	Last Year	This Year	Variance %
2024	April	15,309	14,209	-7.2 %
2024	May	17,830	18,755	5.2 %
2024	June	17,908	18,449	3.0 %
2024	July	20,257	23,047	13.8 %
2024	August	24,899	24,182	-2.9 %
2024	September	17,767	19,502	9.8 %
2024	October	10,943	14,294	30.6 %
2024	November	8,731	10,108	15.8 %
2024	December	7,591	10,395	36.9 %
2025	January	7,727	7,795	0.9 %
2025	February	9,349	9,250	-1.1 %
2025	March	11,752	11,510	-2.1 %
Total		170,063	181,496	6.7 %

Cars

Year	Month	Last Year	This Year	Variance %
2024	April	6,644	6,814	2.6 %
2024	May	7,677	8,116	5.7 %
2024	June	7,470	7,869	5.3 %
2024	July	8,188	9,237	12.8 %
2024	August	9,808	9,626	-1.9 %
2024	September	7,291	8,223	12.8 %
2024	October	5,637	6,923	22.8 %
2024	November	5,054	5,711	13.0 %
2024	December	4,232	5,647	33.4 %
2025	January	4,460	4,509	1.1 %
2025	February	5,339	5,132	-3.9 %
2025	March	6,101	6,316	3.5 %
Total		77,901	84,123	8.0 %

Coach Metres

Year	Month	Last Year	This Year	Variance %
2024	April	169.3	296.0	74.8 %
2024	May	603.1	724.2	20.1 %
2024	June	806.1	930.2	15.4 %
2024	July	581.0	799.5	37.6 %
2024	August	787.1	761.3	-3.3 %
2024	September	1,176.1	1,046.6	-11.0 %
2024	October	265.5	457.3	72.2 %
2024	November	106.0	156.4	47.5 %
2024	December	110.0	130.4	18.5 %
2025	January	113.0	152.9	35.3 %
2025	February	84.0	42.0	-50.0 %
2025	March	189.6	153.0	-19.3 %
Total		4,990.8	5,649.6	13.2 %

Commercial Vehicle Metres

Year	Month	Last Year	This Year	Variance %
2024	April	6,009.2	5,899.7	-1.8 %
2024	May	6,396.5	6,048.8	-5.4 %
2024	June	6,381.9	5,619.6	-11.9 %
2024	July	6,208.9	6,596.2	6.2 %
2024	August	6,122.1	6,606.1	7.9 %
2024	September	5,612.4	6,106.6	8.8 %
2024	October	4,951.7	6,642.9	34.2 %
2024	November	4,141.1	6,290.1	51.9 %
2024	December	4,218.9	5,478.9	29.9 %
2025	January	4,251.6	5,197.6	22.3 %
2025	February	4,887.4	5,553.5	13.6 %
2025	March	5,127.2	5,686.8	10.9 %
Total		64,308.9	71,726.9	11.5 %



This Month YoY

14,650

LY: 16,651 (-12%)

YoY

208,011

LY: 200,881 (+3.5%)

Passengers				
Year	Month	Last Year	This Year	Variance %
2024	April	19,302	17,419	-9.8 %
2024	May	17,841	21,938	23.0 %
2024	June	19,418	19,507	0.5 %
2024	July	17,515	22,720	29.7 %
2024	August	26,217	22,918	-12.6 %
2024	September	17,410	20,112	15.5 %
2024	October	10,470	17,408	66.3 %
2024	November	15,415	15,028	-2.5 %
2024	December	13,237	13,946	5.4 %
2025	January	12,571	10,583	-15.8 %
2025	February	14,834	11,782	-20.6 %
2025	March	16,651	14,650	-12.0 %
Total		200,881	208,011	3.5 %



Tarbert LF - Portavadie

Contractual Carrying Groups



This Month YoY

2,164

LY: 4,819 (-55.1%)

YoY

62,482

LY: 79,760 (-21.7%)

This Month YoY

977

LY: 1,797 (-45.6%)

YoY

21,561

LY: 27,141 (-20.6%)

This Month YoY

0.00

LY: 0.00

YoY

65.60

LY: 257.01 (-74.5%)

This Month YoY

65.00

LY: 105.50 (-38.4%)

YoY

1.03K

LY: 1.32K (-22.1%)

Passengers				
Year	Month	Last Year	This Year	Variance %
2024	April	5,775	5,385	-6.8 %
2024	May	10,017	10,432	4.1 %
2024	June	10,956	9,466	-13.6 %
2024	July	13,434	12,108	-9.9 %
2024	August	13,551	3,316	-75.5 %
2024	September	9,541	8,299	-13.0 %
2024	October	3,167	5,722	80.7 %
2024	November	1,903	2,288	20.2 %
2024	December	1,742	838	-51.9 %
2025	January	1,928	1,099	-43.0 %
2025	February	2,927	1,365	-53.4 %
2025	March	4,819	2,164	-55.1 %
Total		79,760	62,482	-21.7 %

Cars				
Year	Month	Last Year	This Year	Variance %
2024	April	1,989	1,851	-6.9 %
2024	May	3,576	3,434	-4.0 %
2024	June	3,635	3,262	-10.3 %
2024	July	3,945	3,607	-8.6 %
2024	August	4,124	990	-76.0 %
2024	September	3,318	2,904	-12.5 %
2024	October	1,253	2,071	65.3 %
2024	November	763	927	21.5 %
2024	December	785	379	-51.7 %
2025	January	798	539	-32.5 %
2025	February	1,158	620	-46.5 %
2025	March	1,797	977	-45.6 %
Total		27,141	21,561	-20.6 %

Coach Metres				
Year	Month	Last Year	This Year	Variance %
2024	April	64.0	26.2	-59.1 %
2024	May	38.5	8.0	-79.2 %
2024	June	50.0	6.0	-88.0 %
2024	July	0.0	12.0	0.0 %
2024	August	42.5	0.0	-100.0 %
2024	September	62.0	0.0	-100.0 %
2024	October	0.0	13.4	0.0 %
2024	November	0.0	0.0	0.0 %
2024	December	0.0	0.0	0.0 %
2025	January	0.0	0.0	0.0 %
2025	February	0.0	0.0	0.0 %
2025	March	0.0	0.0	0.0 %
Total		257.0	65.6	-74.5 %

Commercial Vehicle Metres				
Year	Month	Last Year	This Year	Variance %
2024	April	33.0	125.1	279.1 %
2024	May	114.5	178.3	55.7 %
2024	June	201.0	129.8	-35.4 %
2024	July	193.0	129.7	-32.8 %
2024	August	144.0	7.0	-95.1 %
2024	September	76.3	109.4	43.4 %
2024	October	144.0	165.5	14.9 %
2024	November	31.0	53.5	72.6 %
2024	December	50.0	22.6	-54.8 %
2025	January	121.5	15.0	-87.7 %
2025	February	108.0	28.5	-73.6 %
2025	March	105.5	65.0	-38.4 %
Total		1,321.8	1,029.4	-22.1 %



Cars



Wemyss Bay - Rothesay

Year	Month	Last Year	This Year	Var %
2024	April	16,115	14,595	-9.4 %
2024	May	15,570	17,184	10.4 %
2024	June	15,210	15,779	3.7 %
2024	July	16,704	19,301	15.5 %
2024	August	18,314	18,416	0.6 %
2024	September	15,339	16,401	6.9 %
2024	October	13,965	14,140	1.3 %
2024	November	12,042	11,688	-2.9 %
2024	December	11,294	9,870	-12.6 %
2025	January	10,035	9,882	-1.5 %
2025	February	11,667	10,186	-12.7 %
2025	March	14,179	12,894	-9.1 %
Total		170,434	170,336	-0.1 %

Colintraive - Rhubodach


Year	Month	Last Year	This Year	Var %
2024	April	6,094	5,478	-10.1 %
2024	May	6,235	6,661	6.8 %
2024	June	5,828	6,493	11.4 %
2024	July	7,282	7,742	6.3 %
2024	August	7,747	8,225	6.2 %
2024	September	5,686	6,855	20.6 %
2024	October	4,248	5,763	35.7 %
2024	November	3,876	4,770	23.1 %
2024	December	3,422	4,834	41.3 %
2025	January	3,615	3,842	6.3 %
2025	February	4,270	4,359	2.1 %
2025	March	4,983	5,399	8.3 %
Total		63,286	70,421	11.3 %

Tarbert LF - Portavadie

Year	Month	Last Year	This Year	Var %
2024	April	1,714	1,447	-15.6 %
2024	May	1,916	2,746	43.3 %
2024	June	2,136	2,776	30.0 %
2024	July	2,610	2,978	14.1 %
2024	August	2,984	833	-72.1 %
2024	September	2,328	2,390	2.7 %
2024	October	922	1,735	88.2 %
2024	November	469	720	53.5 %
2024	December	481	302	-37.2 %
2025	January	495	433	-12.5 %
2025	February	746	522	-30.0 %
2025	March	1,379	801	-41.9 %
Total		18,180	17,683	-2.7 %



LGVs



Wemyss Bay - Rothesay

Year	Month	Last Year	This Year	Var %
2024	April	1,474	1,816	23.2 %
2024	May	1,530	1,834	19.9 %
2024	June	1,487	1,611	8.3 %
2024	July	1,424	1,851	30.0 %
2024	August	1,737	1,785	2.8 %
2024	September	1,538	1,766	14.8 %
2024	October	1,547	1,531	-1.0 %
2024	November	1,741	1,654	-5.0 %
2024	December	1,173	1,071	-8.7 %
2025	January	1,737	1,410	-18.8 %
2025	February	2,009	1,482	-26.2 %
2025	March	1,719	1,687	-1.9 %
Total		19,116	19,498	2.0 %

Colintraive - Rhubodach


Year	Month	Last Year	This Year	Var %
2024	April	359	506	40.9 %
2024	May	355	625	76.1 %
2024	June	378	653	72.8 %
2024	July	382	676	77.0 %
2024	August	397	730	83.9 %
2024	September	393	702	78.6 %
2024	October	370	707	91.1 %
2024	November	342	650	90.1 %
2024	December	361	490	35.7 %
2025	January	380	449	18.2 %
2025	February	587	569	-3.1 %
2025	March	566	673	18.9 %
Total		4,870	7,430	52.6 %

Tarbert LF - Portavadie

Year	Month	Last Year	This Year	Var %
2024	April	167	119	-28.7 %
2024	May	131	227	73.3 %
2024	June	69	190	175.4 %
2024	July	104	203	95.2 %
2024	August	182	32	-82.4 %
2024	September	155	207	33.5 %
2024	October	66	154	133.3 %
2024	November	84	94	11.9 %
2024	December	70	54	-22.9 %
2025	January	126	80	-36.5 %
2025	February	138	70	-49.3 %
2025	March	178	99	-44.4 %
Total		1,470	1,529	4.0 %



Motorhomes




Wemyss Bay - Rothesay				
Year	Month	Last Year	This Year	Var %
2024	April	264	238	-9.8 %
2024	May	311	404	29.9 %
2024	June	323	378	17.0 %
2024	July	361	435	20.5 %
2024	August	356	375	5.3 %
2024	September	289	394	36.3 %
2024	October	176	151	-14.2 %
2024	November	81	134	65.4 %
2024	December	38	70	84.2 %
2025	January	55	42	-23.6 %
2025	February	96	62	-35.4 %
2025	March	173	138	-20.2 %
Total		2,523	2,821	11.8 %

Colintraive - Rhubodach				
Year	Month	Last Year	This Year	Var %
2024	April	150	140	-6.7 %
2024	May	207	265	28.0 %
2024	June	160	228	42.5 %
2024	July	196	252	28.6 %
2024	August	208	200	-3.8 %
2024	September	176	258	46.6 %
2024	October	62	107	72.6 %
2024	November	28	48	71.4 %
2024	December	14	30	114.3 %
2025	January	22	27	22.7 %
2025	February	32	44	37.5 %
2025	March	77	69	-10.4 %
Total		1,332	1,668	25.2 %

Tarbert LF - Portavadie				
Year	Month	Last Year	This Year	Var %
2024	April	84	74	-11.9 %
2024	May	123	213	73.2 %
2024	June	94	139	47.9 %
2024	July	102	144	41.2 %
2024	August	128	38	-70.3 %
2024	September	128	197	53.9 %
2024	October	29	87	200.0 %
2024	November	7	20	185.7 %
2024	December	10	1	-90.0 %
2025	January	8	9	12.5 %
2025	February	11	13	18.2 %
2025	March	47	31	-34.0 %
Total		771	966	25.3 %

Reliability & Punctuality



Reliability

Route	Colintraive - Rhubodach		Gourock - Dunoon		Tarbert LF - Portavadie		Wemyss Bay - Rothesay	
Month	Contractual	Actual	Contractual	Actual	Contractual	Actual	Contractual	Actual
Apr-24	100.0%	96.7%	99.2%	92.0%	96.0%	73.0%	99.3%	95.6%
May-24	97.5%	97.5%	97.6%	90.7%	98.5%	96.4%	100.0%	100.0%
Jun-24	100.0%	99.7%	97.0%	95.5%	100.0%	100.0%	100.0%	100.0%
Jul-24	100.0%	100.0%	90.2%	90.1%	95.7%	94.5%	100.0%	100.0%
Aug-24	100.0%	99.8%	98.7%	94.0%	47.4%	47.4%	99.5%	93.5%
Sep-24	100.0%	100.0%	98.5%	94.5%	94.5%	93.2%	98.2%	97.2%
Oct-24	100.0%	96.4%	88.1%	81.8%	96.8%	90.1%	100.0%	92.4%
Nov-24	99.8%	97.6%	99.1%	88.2%	100.0%	65.0%	100.0%	94.9%
Dec-24	100.0%	93.1%	98.6%	82.9%	100.0%	33.8%	91.8%	74.8%
Jan-25	99.9%	92.9%	99.8%	71.9%	100.0%	41.5%	99.8%	93.7%
Feb-25	100.0%	96.3%	99.5%	82.8%	100.0%	41.9%	100.0%	89.8%
Mar-25	100.0%	99.4%	93.2%	85.1%	100.0%	49.8%	99.8%	96.0%
Total	99.8%	97.5%	96.7%	87.7%	92.9%	72.9%	99.0%	94.1%

Punctuality

Route	Colintraive - Rhubodach		Gourock - Dunoon		Tarbert LF - Portavadie		Wemyss Bay - Rothesay	
Month	Contractual	Actual	Contractual	Actual	Contractual	Actual	Contractual	Actual
Apr-24	100.0%	100.0%	100.0%	99.9%	99.8%	99.1%	100.0%	98.0%
May-24	100.0%	100.0%	100.0%	100.0%	93.5%	87.7%	100.0%	97.8%
Jun-24	100.0%	100.0%	100.0%	100.0%	100.0%	100.0%	99.7%	98.4%
Jul-24	100.0%	100.0%	100.0%	99.6%	99.8%	99.2%	99.7%	96.2%
Aug-24	100.0%	99.9%	100.0%	99.8%	96.3%	96.3%	99.9%	89.9%
Sep-24	100.0%	100.0%	100.0%	99.8%	99.5%	99.3%	99.7%	97.6%
Oct-24	100.0%	100.0%	99.8%	99.0%	100.0%	97.3%	100.0%	97.1%
Nov-24	100.0%	100.0%	100.0%	100.0%	100.0%	99.3%	100.0%	96.3%
Dec-24	100.0%	100.0%	100.0%	99.8%	99.3%	99.3%	99.5%	94.2%
Jan-25	100.0%	100.0%	99.9%	99.9%	100.0%	100.0%	100.0%	99.2%
Feb-25	100.0%	100.0%	100.0%	99.8%	100.0%	99.4%	100.0%	98.5%
Mar-25	100.0%	100.0%	100.0%	99.9%	100.0%	100.0%	99.9%	98.2%
Total	100.0%	100.0%	100.0%	99.8%	98.8%	97.5%	99.9%	96.9%

Reliability & Punctuality Summary

Summary of Scheduled, Operated, Cancelled & Diverted Sailings by Route and Leg

Month	Route	Leg	Operated Sailings	Scheduled Sailings	Additional Sailings	Cancelled Sailings	Diverted Sailings
Mar-25	Colintraive - Rhubodach	Colintraive-Rhubodach	957	962	0	5	0
Mar-25	Colintraive - Rhubodach	Rhubodach-Colintraive	956	962	0	6	0
Mar-25	Gourock - Dunoon	Dunoon-Gourock (Dunoon)	450	529	0	79	0
Mar-25	Gourock - Dunoon	Gourock (Dunoon)-Dunoon	449	528	0	79	0
Mar-25	Tarbert LF - Portavadie	Portavadie-Tarbert (Loch Fyne)	118	237	0	119	0
Mar-25	Tarbert LF - Portavadie	Tarbert (Loch Fyne)-Portavadie	118	237	0	119	0
Mar-25	Wemyss Bay - Rothesay	Gourock (Divert)-Rothesay	9		9	0	0
Mar-25	Wemyss Bay - Rothesay	Rothesay-Gourock (Divert)	9	9	0	0	9
Mar-25	Wemyss Bay - Rothesay	Rothesay-Wemyss Bay	395	407	0	12	0
Mar-25	Wemyss Bay - Rothesay	Wemyss Bay-Rothesay	395	416	0	21	0
Total			3,856	4,287	9	440	9

Summary of Cancellations, Lateness & Relief Events by Route and Leg

Month	Route	Leg	Cancelled Sailings	Cancelled (Relief)	Cancelled (No Relief)	On Time	Level 1 Late	Level 1 (Relief)	Level 1 (No Relief)	Level 2 Late	Level 2 (Relief)	Level 2 (No Relief)
Mar-25	Colintraive - Rhubodach	Colintraive-Rhubodach	5	5	0	957	0	0	0	0	0	0
Mar-25	Colintraive - Rhubodach	Rhubodach-Colintraive	6	6	0	956	0	0	0	0	0	0
Mar-25	Gourock - Dunoon	Dunoon-Gourock (Dunoon)	79	43	36	450	0	0	0	0	0	0
Mar-25	Gourock - Dunoon	Gourock (Dunoon)-Dunoon	79	43	36	448	1	1	0	0	0	0
Mar-25	Tarbert LF - Portavadie	Portavadie-Tarbert (Loch Fyne)	119	119	0	118	0	0	0	0	0	0
Mar-25	Tarbert LF - Portavadie	Tarbert (Loch Fyne)-Portavadie	119	119	0	118	0	0	0	0	0	0
Mar-25	Wemyss Bay - Rothesay	Gourock (Divert)-Rothesay	0	0	0	0	0	0	0	0	0	0
Mar-25	Wemyss Bay - Rothesay	Rothesay-Gourock (Divert)	0	0	0	0	1	1	0	8	8	0
Mar-25	Wemyss Bay - Rothesay	Rothesay-Wemyss Bay	12	11	1	392	3	2	1	0	0	0
Mar-25	Wemyss Bay - Rothesay	Wemyss Bay-Rothesay	21	20	1	393	2	2	0	0	0	0
Total			440	366	74	3,832	7	6	1	8	8	0