




Shipped Passengers

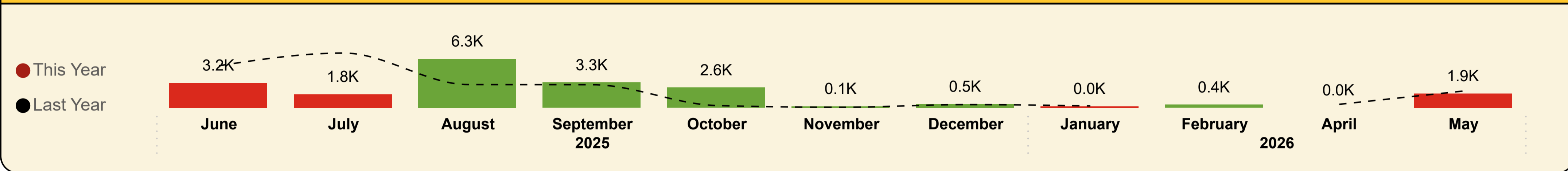
Ardmhor (Barra) - Eriskay



This Month YoY
8,929
LY: 8,380 (+6.55%)

YoY
55,855
LY: 57,969 (-3.6%)

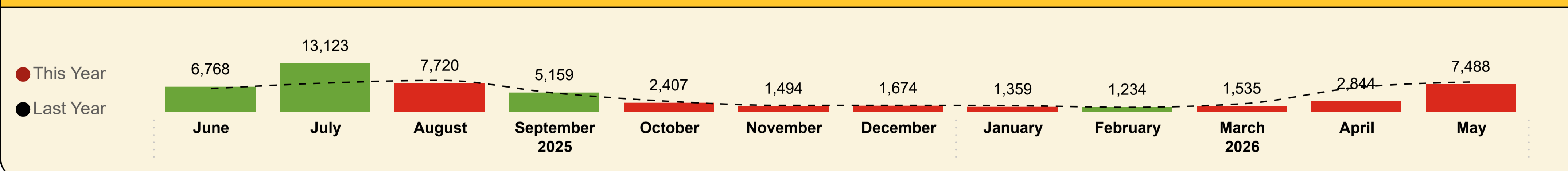
Mallaig - Lochboisdale



This Month YoY
1,870
LY: 2,182 (-14.3%)

YoY
20,168
LY: 22,251 (-9.4%)

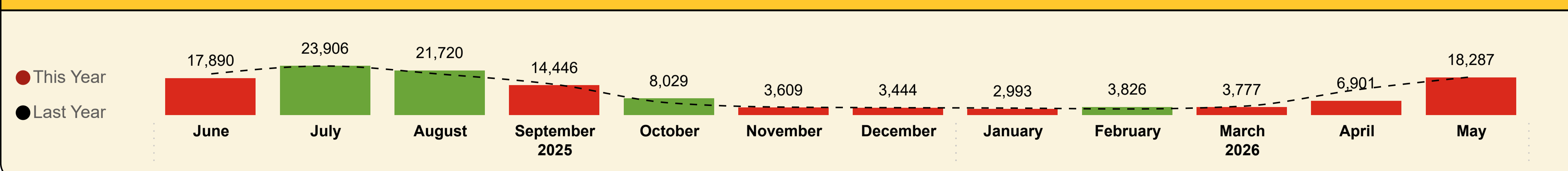
Oban - Castlebay/Lochboisdale



This Month YoY
7,488
LY: 8,020 (-6.63%)

YoY
52,805
LY: 53,088 (-0.5%)

South Uist Total



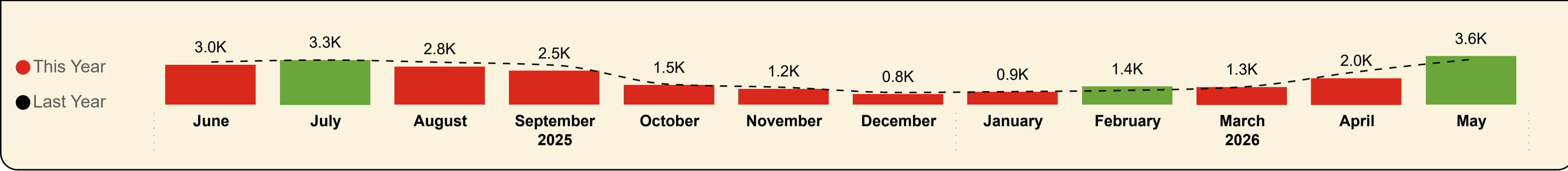
This Month YoY
18,287
LY: 18,582 (-1.59%)

YoY
128,828
LY: 133,308 (-3.4%)



Shipped Cars

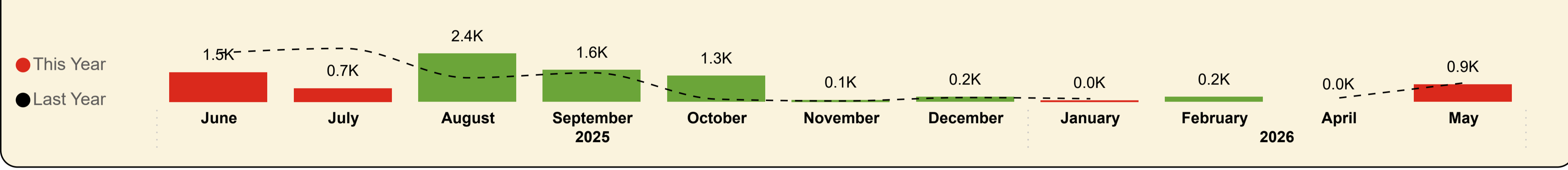
Ardmhor (Barra) - Eriskay



This Month YoY
3,622
LY: 3,390 (+6.84%)

YoY
24,291
LY: 25,574 (-5%)

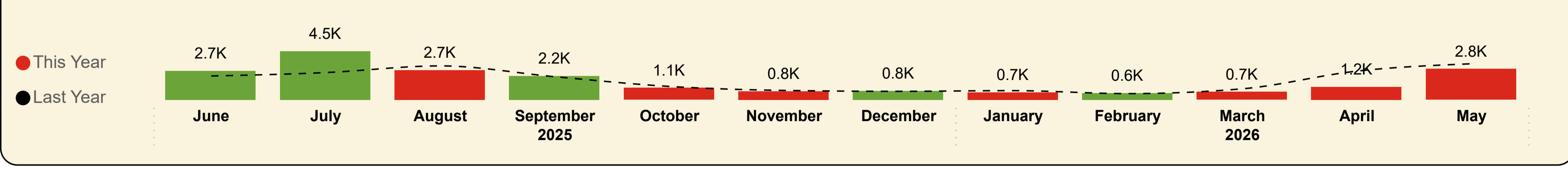
Mallaig - Lochboisdale



This Month YoY
879
LY: 953 (-7.76%)

YoY
9,023
LY: 9,543 (-5.4%)

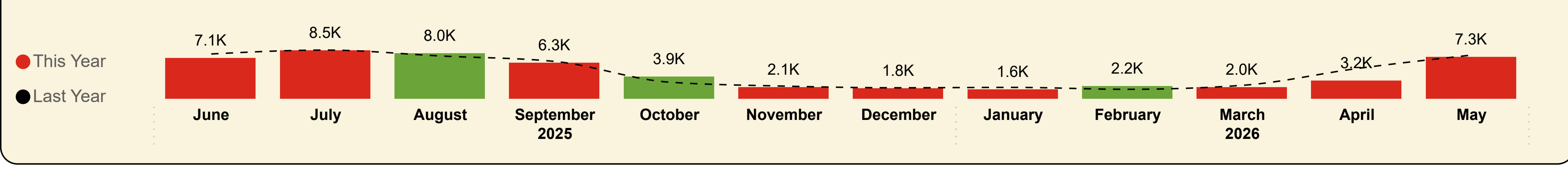
Oban - Castlebay/Lochboisdale



This Month YoY
2,838
LY: 3,304 (-14.1%)

YoY
20,747
LY: 21,109 (-1.7%)

South Uist Total



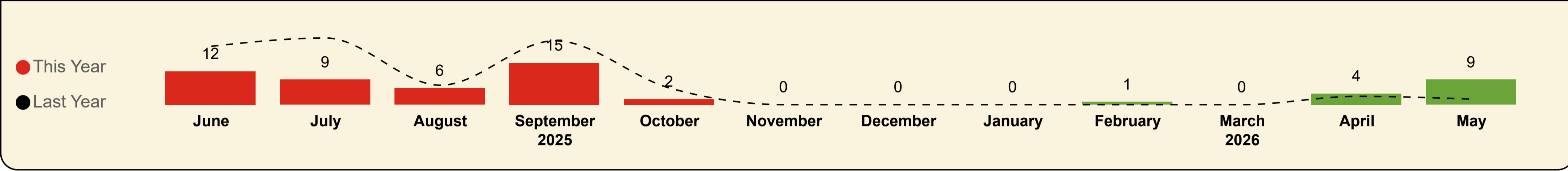
This Month YoY
7,339
LY: 7,647 (-4.03%)

YoY
54,061
LY: 56,226 (-3.9%)



Shipped Coaches

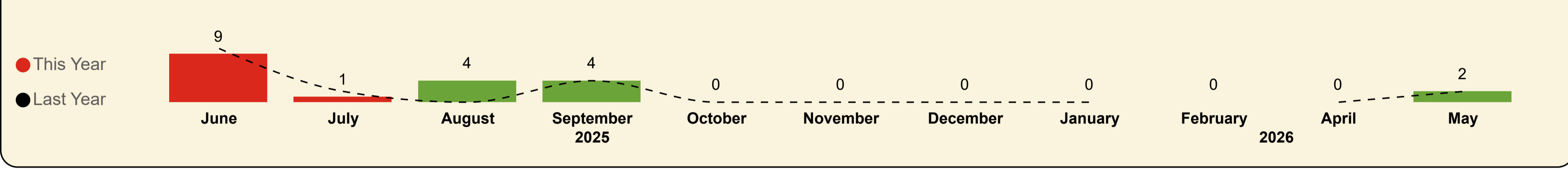
Ardmhor (Barra) - Eriskay



This Month YoY
9
LY: 2 (+350%)

YoY
58
LY: 86 (-32.6%)

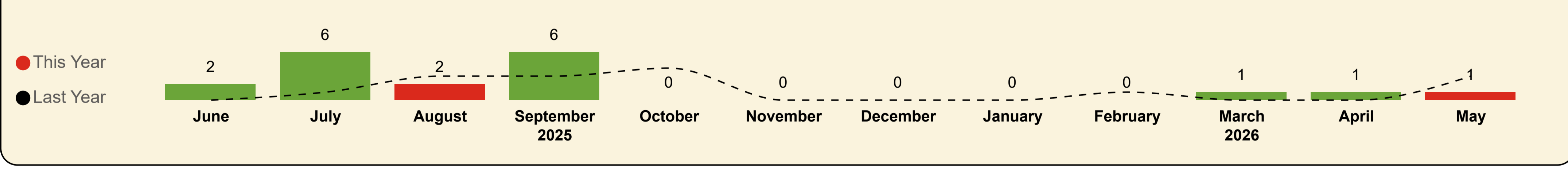
Mallaig - Lochboisdale



This Month YoY
2
LY: 2 (+0%)

YoY
20
LY: 18 (+11.1%)

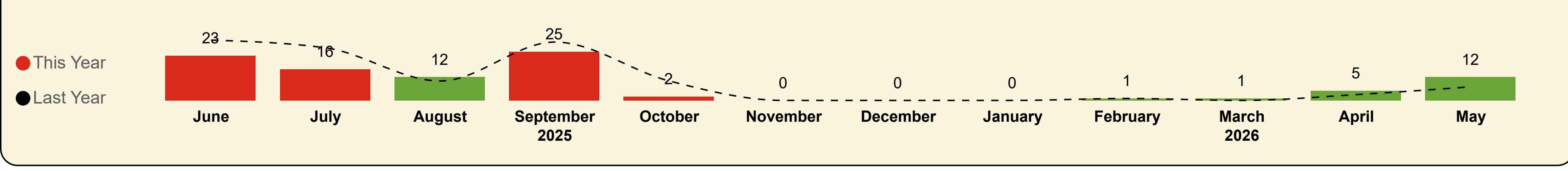
Oban - Castlebay/Lochboisdale



This Month YoY
1
LY: 3 (-66.67%)

YoY
19
LY: 15 (+26.7%)

South Uist Total



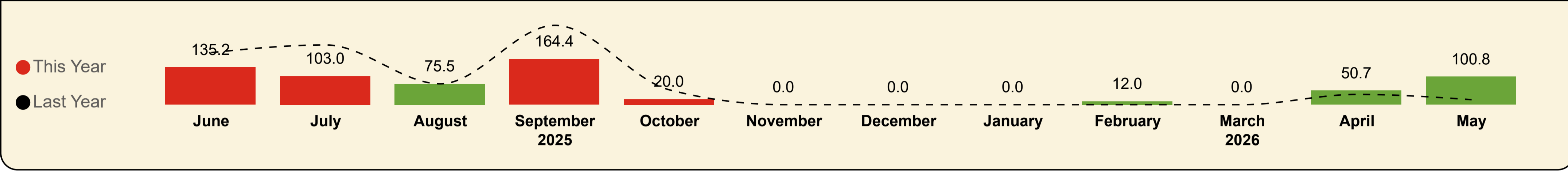
This Month YoY
12
LY: 7 (+71.43%)

YoY
97
LY: 119 (-18.5%)



Shipped Coach Metres

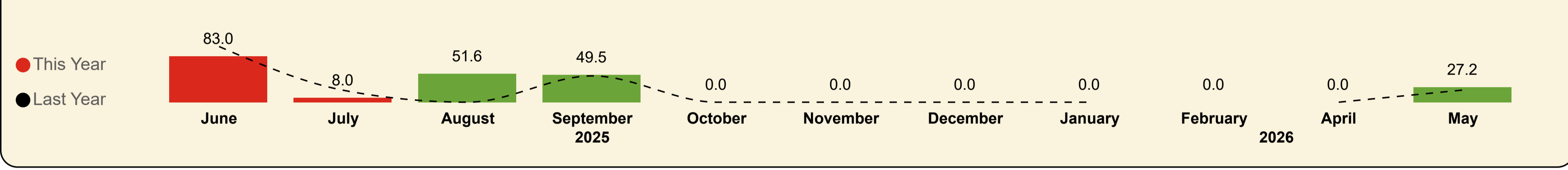
Ardmhor (Barra) - Eriskay



This Month YoY
100.8
LY: 18.0 (+460%)

YoY
661.6
LY: 871.3 (-24.1%)

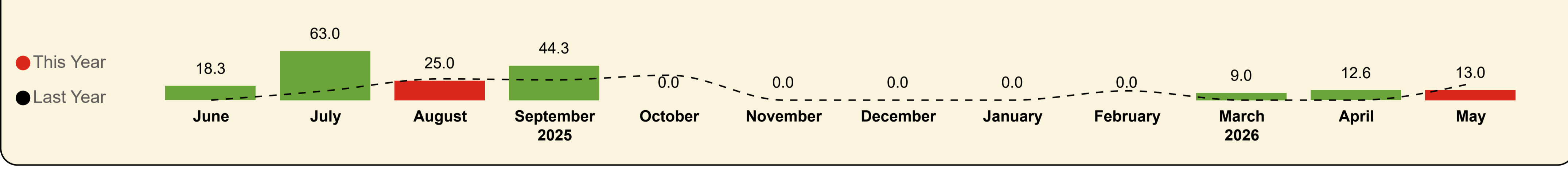
Mallaig - Lochboisdale



This Month YoY
27.2
LY: 22.0 (+23.6%)

YoY
219.3
LY: 191.6 (+14.5%)

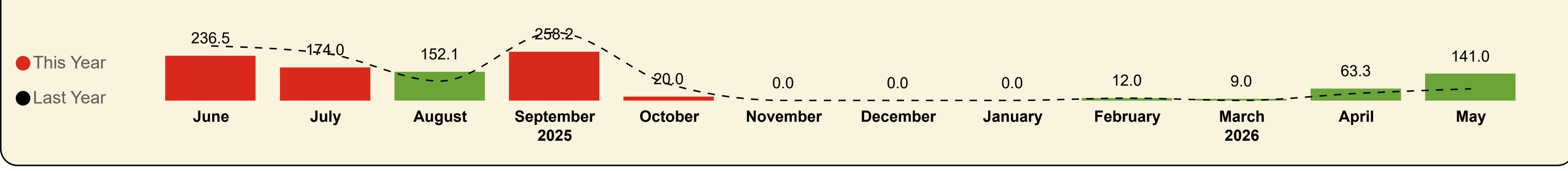
Oban - Castlebay/Lochboisdale



This Month YoY
13.0
LY: 21.5 (-39.5%)

YoY
185.2
LY: 131.3 (+41.1%)

South Uist Total



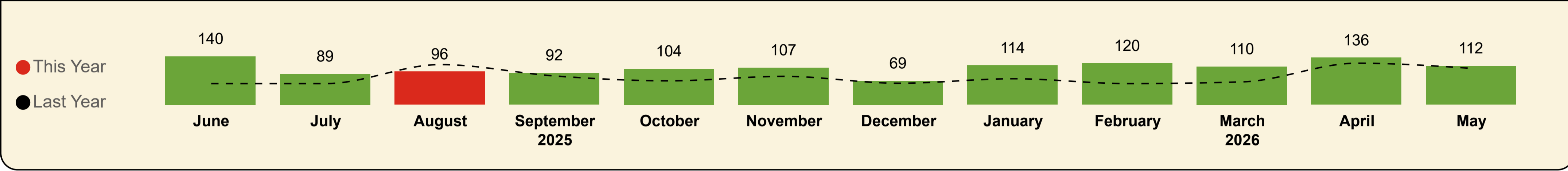
This Month YoY
141.0
LY: 61.5 (+129.3%)

YoY
1.1K
LY: 1.2K (-10.7%)



Shipped Commercial Vehicles

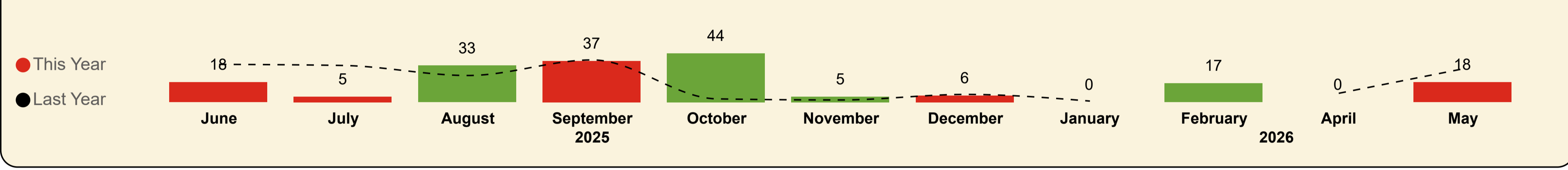
Ardmhor (Barra) - Eriskay



This Month YoY
112
LY: 105 (+6.7%)

YoY
1,289
LY: 961 (+34.1%)

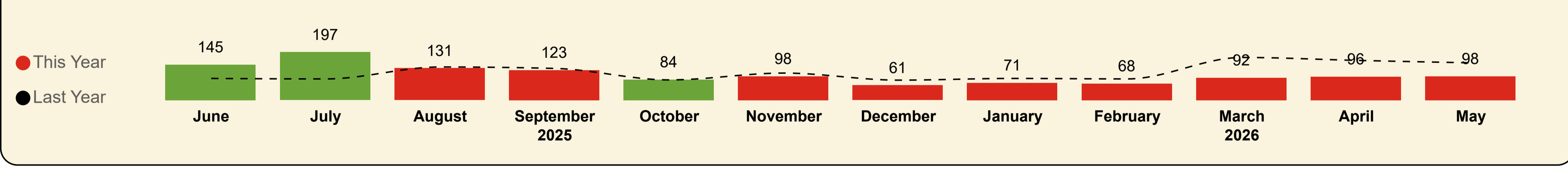
Mallaig - Lochboisdale



This Month YoY
18
LY: 30 (-40%)

YoY
183
LY: 180 (+1.7%)

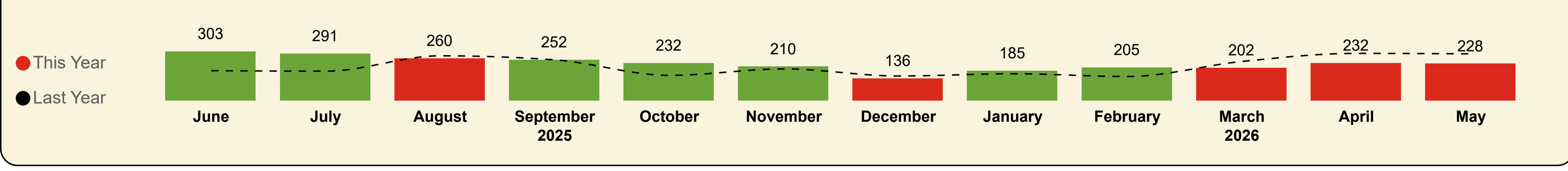
Oban - Castlebay/Lochboisdale



This Month YoY
98
LY: 153 (-35.9%)

YoY
1,264
LY: 1,385 (-8.7%)

South Uist Total



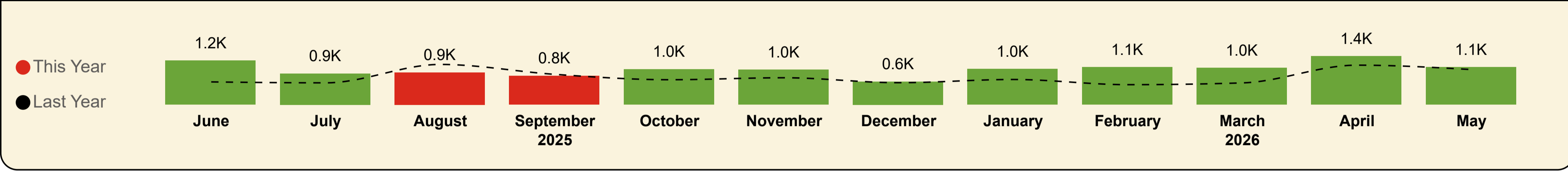
This Month YoY
228
LY: 288 (-20.8%)

YoY
2,736
LY: 2,526 (+8.3%)



Shipped Commercial Vehicle Metres

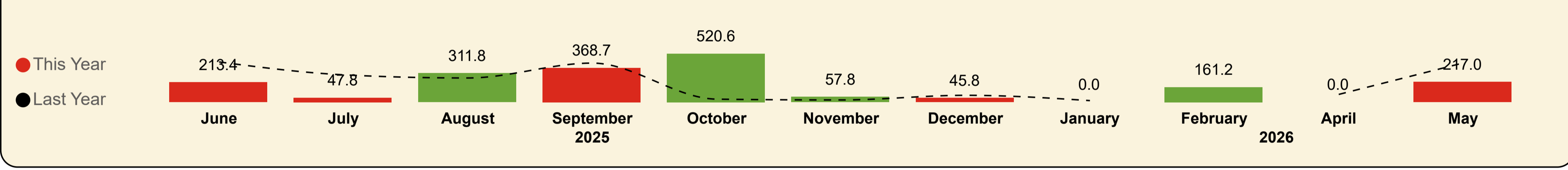
Ardmhor (Barra) - Eriskay



This Month YoY
1.1K
LY: 985.8 (+6.8%)

YoY
12.0K
LY: 9.3K (+28.8%)

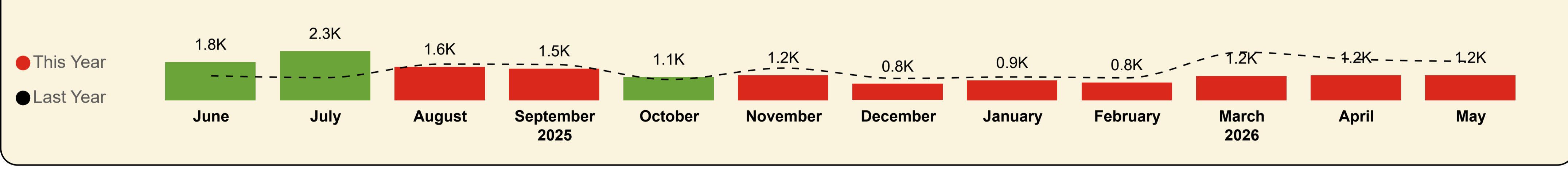
Mallaig - Lochboisdale



This Month YoY
217.0
LY: 421.4 (-48.5%)

YoY
1.9K
LY: 2.1K (-5.6%)

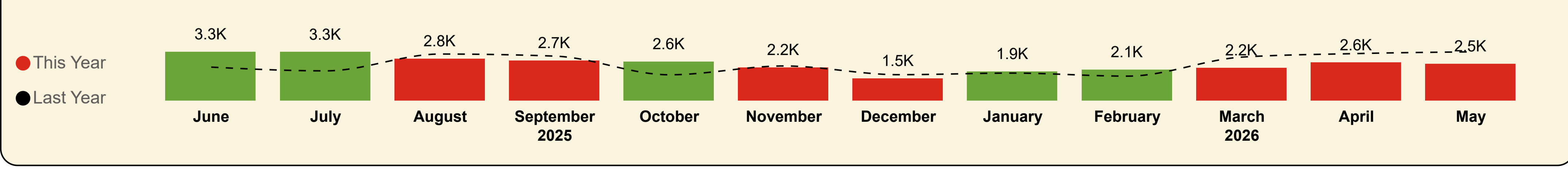
Oban - Castlebay/Lochboisdale



This Month YoY
1.2K
LY: 1.9K (-35.9%)

YoY
15.7K
LY: 17.6K (-10.6%)

South Uist Total



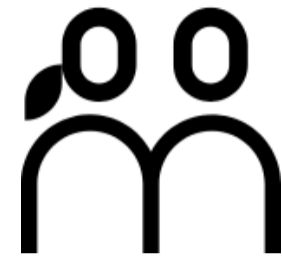
This Month YoY
2.5K
LY: 3.3K (-24.6%)

YoY
29.6K
LY: 28.9K (+2.4%)



South Uist Total

Contractual Carrying Groups



This Month 18,287	This Year 128,828
Last Year 18,582	Last Year 133,308
Variance -1.6%	Variance -3.4%

This Month 7,339	This Year 54,061
Last Year 7,647	Last Year 56,226
Variance -4.0%	Variance -3.9%

This Month 141	This Year 1,066
Last Year 62	Last Year 1,194
Variance 129.3%	Variance -10.7%

This Month 2,463	This Year 29,597
Last Year 3,268	Last Year 28,907
Variance -24.6%	Variance 2.4%

Passengers

Cars

Coach Metres

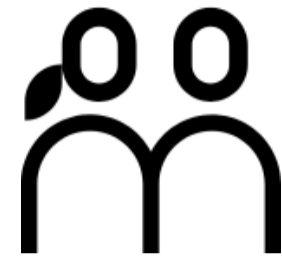
Commercial Vehicle Metres

Month	Last Year	This Year	Variance
Jun-25	20,040	17,890	-10.7%
Jul-25	23,863	23,906	0.2%
Aug-25	19,908	21,720	9.1%
Sep-25	14,885	14,446	-2.9%
Oct-25	5,874	8,029	36.7%
Nov-25	3,823	3,609	-5.6%
Dec-25	3,528	3,444	-2.4%
Jan-26	3,339	2,993	-10.4%
Feb-26	2,916	3,826	31.2%
Mar-26	4,250	3,777	-11.1%
Apr-26	12,300	6,901	-43.9%
May-26	18,582	18,287	-1.6%
Total	133,308	128,828	-3.4%

Month	Last Year	This Year	Variance
Jun-25	7,839	7,122	-9.1%
Jul-25	8,524	8,478	-0.5%
Aug-25	7,490	8,001	6.8%
Sep-25	6,526	6,311	-3.3%
Oct-25	2,882	3,872	34.4%
Nov-25	2,198	2,050	-6.7%
Dec-25	1,901	1,841	-3.2%
Jan-26	1,970	1,633	-17.1%
Feb-26	1,632	2,220	36.0%
Mar-26	2,333	2,043	-12.4%
Apr-26	5,284	3,151	-40.4%
May-26	7,647	7,339	-4.0%
Total	56,226	54,061	-3.9%

Month	Last Year	This Year	Variance
Jun-25	288	237	-17.9%
Jul-25	249	174	-30.0%
Aug-25	103	152	48.4%
Sep-25	359	258	-28.1%
Oct-25	86	20	-76.6%
Nov-25	0	0	0.0%
Dec-25	0	0	0.0%
Jan-26	0	0	0.0%
Feb-26	12	12	0.0%
Mar-26	0	9	0.0%
Apr-26	37	63	71.1%
May-26	62	141	129.3%
Total	1,194	1,066	-10.7%

Month	Last Year	This Year	Variance
Jun-25	2,240	3,280	46.4%
Jul-25	1,989	3,266	64.2%
Aug-25	3,120	2,813	-9.8%
Sep-25	2,980	2,687	-9.9%
Oct-25	1,725	2,619	51.8%
Nov-25	2,317	2,232	-3.7%
Dec-25	1,731	1,477	-14.7%
Jan-26	1,837	1,947	6.0%
Feb-26	1,634	2,066	26.4%
Mar-26	2,914	2,194	-24.7%
Apr-26	3,152	2,555	-18.9%
May-26	3,268	2,463	-24.6%
Total	28,907	29,597	2.4%



This Month 8,929	This Year 55,855
Last Year 8,380	Last Year 57,969
Variance 6.6%	Variance -3.6%

This Month 3,622	This Year 24,291
Last Year 3,390	Last Year 25,574
Variance 6.8%	Variance -5.0%

This Month 101	This Year 662
Last Year 18	Last Year 871
Variance 460.0%	Variance -24.1%

This Month 1,053	This Year 11,956
Last Year 986	Last Year 9,285
Variance 6.8%	Variance 28.8%

Passengers

Month	Last Year	This Year	Variance
Jun-25	8,344	7,910	-5.2%
Jul-25	9,036	9,020	-0.2%
Aug-25	8,443	7,672	-9.1%
Sep-25	6,853	5,992	-12.6%
Oct-25	2,797	2,982	6.6%
Nov-25	2,060	1,971	-4.3%
Dec-25	1,426	1,290	-9.5%
Jan-26	1,470	1,611	9.6%
Feb-26	1,732	2,179	25.8%
Mar-26	2,126	2,242	5.5%
Apr-26	5,302	4,057	-23.5%
May-26	8,380	8,929	6.6%
Total	57,969	55,855	-3.6%

Cars

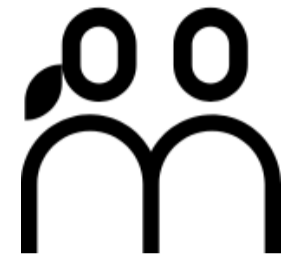
Month	Last Year	This Year	Variance
Jun-25	3,187	2,971	-6.8%
Jul-25	3,334	3,339	0.1%
Aug-25	3,168	2,837	-10.4%
Sep-25	2,947	2,529	-14.2%
Oct-25	1,522	1,460	-4.1%
Nov-25	1,295	1,173	-9.4%
Dec-25	909	782	-14.0%
Jan-26	976	941	-3.6%
Feb-26	1,067	1,355	27.0%
Mar-26	1,325	1,315	-0.8%
Apr-26	2,454	1,967	-19.8%
May-26	3,390	3,622	6.8%
Total	25,574	24,291	-5.0%

Coach Metres

Month	Last Year	This Year	Variance
Jun-25	188	135	-27.9%
Jul-25	215	103	-52.1%
Aug-25	75	76	0.7%
Sep-25	286	164	-42.4%
Oct-25	53	20	-62.5%
Nov-25	0	0	0.0%
Dec-25	0	0	0.0%
Jan-26	0	0	0.0%
Feb-26	0	12	0.0%
Mar-26	0	0	0.0%
Apr-26	37	51	37.0%
May-26	18	101	460.0%
Total	871	662	-24.1%

Commercial Vehicle Metres

Month	Last Year	This Year	Variance
Jun-25	640	1,237	93.5%
Jul-25	614	875	42.6%
Aug-25	1,130	904	-20.0%
Sep-25	852	810	-4.9%
Oct-25	701	994	41.9%
Nov-25	756	983	30.0%
Dec-25	618	648	4.9%
Jan-26	708	1,003	41.7%
Feb-26	562	1,055	87.8%
Mar-26	612	1,033	68.7%
Apr-26	1,110	1,362	22.7%
May-26	986	1,053	6.8%
Total	9,285	11,956	28.8%



This Month 1,870	This Year 20,168
Last Year 2,182	Last Year 22,251
Variance -14.3%	Variance -9.4%

This Month 879	This Year 9,023
Last Year 953	Last Year 9,543
Variance -7.8%	Variance -5.4%

This Month 27	This Year 219
Last Year 22	Last Year 192
Variance 23.6%	Variance 14.5%

This Month 217	This Year 1,944
Last Year 421	Last Year 2,060
Variance -48.5%	Variance -5.6%

Passengers

Cars

Coach Metres

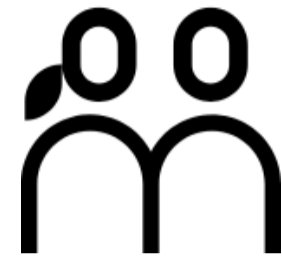
Commercial Vehicle Metres

Month	Last Year	This Year	Variance
Jun-25	5,456	3,212	-41.1%
Jul-25	7,091	1,763	-75.1%
Aug-25	3,014	6,328	110.0%
Sep-25	2,993	3,295	10.1%
Oct-25	300	2,640	780.0%
Nov-25	82	144	75.6%
Dec-25	421	480	14.0%
Jan-26	253	23	-90.9%
Feb-26		413	
Apr-26	459	0	-100.0%
May-26	2,182	1,870	-14.3%
Total	22,251	20,168	-9.4%

Month	Last Year	This Year	Variance
Jun-25	2,470	1,489	-39.7%
Jul-25	2,693	681	-74.7%
Aug-25	1,213	2,438	101.0%
Sep-25	1,465	1,608	9.8%
Oct-25	135	1,316	874.8%
Nov-25	44	99	125.0%
Dec-25	216	249	15.3%
Jan-26	156	16	-89.7%
Feb-26		248	
Apr-26	198	0	-100.0%
May-26	953	879	-7.8%
Total	9,543	9,023	-5.4%

Month	Last Year	This Year	Variance
Jun-25	101	83	-17.5%
Jul-25	22	8	-62.8%
Aug-25	0	52	0.0%
Sep-25	48	50	4.2%
Oct-25	0	0	0.0%
Nov-25	0	0	0.0%
Dec-25	0	0	0.0%
Jan-26	0	0	0.0%
Feb-26		0	
Apr-26	0	0	0.0%
May-26	22	27	23.6%
Total	192	219	14.5%

Month	Last Year	This Year	Variance
Jun-25	432	213	-50.6%
Jul-25	294	48	-83.7%
Aug-25	260	312	19.8%
Sep-25	420	369	-12.2%
Oct-25	33	521	1,489.6%
Nov-25	24	58	140.6%
Dec-25	74	46	-38.1%
Jan-26	17	0	-100.0%
Feb-26		161	
Apr-26	84	0	-100.0%
May-26	421	217	-48.5%
Total	2,060	1,944	-5.6%



This Month 7,488	This Year 52,805
Last Year 8,020	Last Year 53,088
Variance -6.6%	Variance -0.5%

This Month 2,838	This Year 20,747
Last Year 3,304	Last Year 21,109
Variance -14.1%	Variance -1.7%

This Month 13	This Year 185
Last Year 22	Last Year 131
Variance -39.5%	Variance 41.1%

This Month 1,193	This Year 15,697
Last Year 1,861	Last Year 17,562
Variance -35.9%	Variance -10.6%

Passengers

Cars

Coach Metres

Commercial Vehicle Metres

Month	Last Year	This Year	Variance
Jun-25	6,240	6,768	8.5%
Jul-25	7,736	13,123	69.6%
Aug-25	8,451	7,720	-8.6%
Sep-25	5,039	5,159	2.4%
Oct-25	2,777	2,407	-13.3%
Nov-25	1,681	1,494	-11.1%
Dec-25	1,681	1,674	-0.4%
Jan-26	1,616	1,359	-15.9%
Feb-26	1,184	1,234	4.2%
Mar-26	2,124	1,535	-27.7%
Apr-26	6,539	2,844	-56.5%
May-26	8,020	7,488	-6.6%
Total	53,088	52,805	-0.5%

Month	Last Year	This Year	Variance
Jun-25	2,182	2,662	22.0%
Jul-25	2,497	4,458	78.5%
Aug-25	3,109	2,726	-12.3%
Sep-25	2,114	2,174	2.8%
Oct-25	1,225	1,096	-10.5%
Nov-25	859	778	-9.4%
Dec-25	776	810	4.4%
Jan-26	838	676	-19.3%
Feb-26	565	617	9.2%
Mar-26	1,008	728	-27.8%
Apr-26	2,632	1,184	-55.0%
May-26	3,304	2,838	-14.1%
Total	21,109	20,747	-1.7%

Month	Last Year	This Year	Variance
Jun-25	0	18	0.0%
Jul-25	12	63	425.0%
Aug-25	28	25	-9.1%
Sep-25	26	44	69.7%
Oct-25	32	0	-100.0%
Nov-25	0	0	0.0%
Dec-25	0	0	0.0%
Jan-26	0	0	0.0%
Feb-26	12	0	-100.0%
Mar-26	0	9	0.0%
Apr-26	0	13	0.0%
May-26	22	13	-39.5%
Total	131	185	41.1%

Month	Last Year	This Year	Variance
Jun-25	1,168	1,829	56.6%
Jul-25	1,081	2,343	116.8%
Aug-25	1,729	1,597	-7.7%
Sep-25	1,709	1,508	-11.7%
Oct-25	991	1,104	11.4%
Nov-25	1,537	1,192	-22.5%
Dec-25	1,040	784	-24.6%
Jan-26	1,112	944	-15.1%
Feb-26	1,072	850	-20.8%
Mar-26	2,303	1,161	-49.6%
Apr-26	1,958	1,193	-39.1%
May-26	1,861	1,193	-35.9%
Total	17,562	15,697	-10.6%



Cars



Ardmhor (Barra) - Eriskay

Month	Last Year	This Year	Var %
Jun-25	1,528	1,869	25.7%
Jul-25	1,592	2,150	34.1%
Aug-25	1,939	1,806	-1.9%
Sep-25	1,389	1,410	2.0%
Oct-25	822	1,021	31.7%
Nov-25	672	878	34.8%
Dec-25	360	521	45.4%
Jan-26	616	679	16.6%
Feb-26	700	902	42.2%
Mar-26	866	903	9.9%
Apr-26	1,536	1,274	-13.6%
May-26	1,908	2,225	12.2%
Total	13,928	15,638	14.7%

Mallaig - Lochboisdale

Month	Last Year	This Year	Var %
Jun-25	1,889	1,160	-39.5%
Jul-25	2,272	540	-75.2%
Aug-25	978	1,976	107.3%
Sep-25	1,131	1,224	9.1%
Oct-25	106	1,047	915.6%
Nov-25	33	81	106.5%
Dec-25	187	229	19.5%
Jan-26	137	13	-90.6%
Feb-26		202	
Apr-26	160	0	-100.0%
May-26	748	672	-8.7%
Total	7,641	7,144	-5.2%

Oban - Castlebay/Lochboisdale

Month	Last Year	This Year	Var %
Jun-25	1,664	1,819	10.5%
Jul-25	2,030	3,362	60.7%
Aug-25	2,179	1,889	-9.8%
Sep-25	1,410	1,491	4.2%
Oct-25	896	822	-7.7%
Nov-25	615	570	-8.1%
Dec-25	627	658	5.6%
Jan-26	619	552	-15.7%
Feb-26	415	491	17.5%
Mar-26	732	531	-30.6%
Apr-26	1,855	763	-56.7%
May-26	2,109	1,851	-12.4%
Total	15,151	14,799	-3.0%



LGVs



Ardmhor (Barra) - Eriskay

Month	Last Year	This Year	Var
Jun-25	167	234	40.1%
Jul-25	185	266	43.8%
Aug-25	211	288	36.5%
Sep-25	211	222	5.2%
Oct-25	151	247	63.6%
Nov-25	158	265	67.7%
Dec-25	99	148	49.5%
Jan-26	178	232	30.3%
Feb-26	203	373	83.7%
Mar-26	248	320	29.0%
Apr-26	279	317	13.6%
May-26	228	367	61.0%
Total	2,318	3,279	41.5%

Mallaig - Lochboisdale

Month	Last Year	This Year	Var
Jun-25	183	81	-55.7%
Jul-25	146	40	-72.6%
Aug-25	66	128	93.9%
Sep-25	114	122	7.0%
Oct-25	10	144	1,340.0%
Nov-25	9	8	-11.1%
Dec-25	14	12	-14.3%
Jan-26	5	1	-80.0%
Feb-26		30	
Apr-26	11	0	-100.0%
May-26	53	69	30.2%
Total	611	635	3.9%

Oban - Castlebay/Lochboisdale

Month	Last Year	This Year	Var
Jun-25	153	168	9.8%
Jul-25	160	238	48.8%
Aug-25	144	176	22.2%
Sep-25	183	134	-26.8%
Oct-25	126	107	-15.1%
Nov-25	135	116	-14.1%
Dec-25	98	110	12.2%
Jan-26	123	81	-34.1%
Feb-26	81	88	8.6%
Mar-26	141	94	-33.3%
Apr-26	233	126	-45.9%
May-26	200	191	-4.5%
Total	1,777	1,629	-8.3%



Motorhomes



Ardmhor (Barra) - Eriskay

Month	Last Year	This Year	Var
Jun-25	415	544	31.1%
Jul-25	358	470	31.3%
Aug-25	390	393	0.8%
Sep-25	416	419	0.7%
Oct-25	69	115	66.7%
Nov-25	18	11	-38.9%
Dec-25	10	9	-10.0%
Jan-26	4	7	75.0%
Feb-26	11	14	27.3%
Mar-26	38	53	39.5%
Apr-26	322	232	-28.0%
May-26	775	691	-10.8%
Total	2,826	2,958	4.7%

Mallaig - Lochboisdale

Month	Last Year	This Year	Var
Jun-25	226	165	-27.0%
Jul-25	205	66	-67.8%
Aug-25	76	224	194.7%
Sep-25	151	184	21.9%
Oct-25	6	76	1,166.7%
Nov-25	3	4	33.3%
Dec-25	6	8	33.3%
Jan-26	6	0	-100.0%
Feb-26		4	
Apr-26	16	0	-100.0%
May-26	116	90	-22.4%
Total	811	821	1.2%

Oban - Castlebay/Lochboisdale

Month	Last Year	This Year	Var
Jun-25	459	529	15.3%
Jul-25	416	579	39.2%
Aug-25	449	425	-5.3%
Sep-25	385	428	11.2%
Oct-25	80	96	20.0%
Nov-25	23	19	-17.4%
Dec-25	7	22	214.3%
Jan-26	10	11	10.0%
Feb-26	12	22	83.3%
Mar-26	52	39	-25.0%
Apr-26	418	183	-56.2%
May-26	791	675	-14.7%
Total	3,102	3,028	-2.4%



Caravans



Ardmhor (Barra) - Eriskay

Month	Last Year	This Year	Var
Jun-25	15	13	-13.3%
Jul-25	17	17	0.0%
Aug-25	12	16	33.3%
Sep-25	7	9	28.6%
Oct-25	0	0	0.0%
Nov-25	1	0	-100.0%
Dec-25	0	0	0.0%
Jan-26	0	0	0.0%
Feb-26	0	0	0.0%
Mar-26	1	2	100.0%
Apr-26	7	7	0.0%
May-26	18	9	-50.0%
Total	78	73	-6.4%

Mallaig - Lochboisdale


Month	Last Year	This Year	Var
Jun-25	28	5	-82.1%
Jul-25	16	6	-62.5%
Aug-25	6	13	116.7%
Sep-25	6	7	16.7%
Oct-25	0	1	0.0%
Nov-25	0	0	0.0%
Dec-25	0	0	0.0%
Jan-26	0	0	0.0%
Feb-26		0	
Apr-26	0	0	0.0%
May-26	5	6	20.0%
Total	61	38	-37.7%

Oban - Castlebay/Lochboisdale

Month	Last Year	This Year	Var
Jun-25	22	24	9.1%
Jul-25	27	31	14.8%
Aug-25	22	29	31.8%
Sep-25	11	18	63.6%
Oct-25	4	1	-75.0%
Nov-25	9	7	-22.2%
Dec-25	5	4	-20.0%
Jan-26	3	1	-66.7%
Feb-26	2	0	-100.0%
Mar-26	10	3	-70.0%
Apr-26	12	14	16.7%
May-26	32	25	-21.9%
Total	159	157	-1.3%



Trailers



Ardmhor (Barra) - Eriskay

Month	Last Year	This Year	Var
Jun-25	16	19	18.8%
Jul-25	32	31	-3.1%
Aug-25	28	28	0.0%
Sep-25	22	28	27.3%
Oct-25	20	20	0.0%
Nov-25	28	28	0.0%
Dec-25	11	19	72.7%
Jan-26	17	32	88.2%
Feb-26	23	36	56.5%
Mar-26	33	26	-21.2%
Apr-26	31	36	16.1%
May-26	26	30	15.4%
Total	287	333	16.0%

Mallaig - Lochboisdale

Month	Last Year	This Year	Var
Jun-25	31	15	-51.6%
Jul-25	22	10	-54.5%
Aug-25	13	28	115.4%
Sep-25	18	18	0.0%
Oct-25	5	32	540.0%
Nov-25	0	2	0.0%
Dec-25	3	2	-33.3%
Jan-26	1	0	-100.0%
Feb-26		3	
Apr-26	0	0	0.0%
May-26	6	10	66.7%
Total	99	120	21.2%

Oban - Castlebay/Lochboisdale

Month	Last Year	This Year	Var
Jun-25	24	22	-8.3%
Jul-25	26	57	119.2%
Aug-25	53	47	-11.3%
Sep-25	19	25	31.6%
Oct-25	24	19	-20.8%
Nov-25	12	16	33.3%
Dec-25	23	10	-56.5%
Jan-26	20	13	-35.0%
Feb-26	9	11	22.2%
Mar-26	28	4	-85.7%
Apr-26	45	18	-60.0%
May-26	35	33	-5.7%
Total	318	275	-13.5%



Motorbikes



Ardmhor (Barra) - Eriskay

Month	Last Year	This Year	Var
Jun-25	47	76	61.7%
Jul-25	34	61	79.4%
Aug-25	46	38	-17.4%
Sep-25	38	33	-13.2%
Oct-25	2	16	700.0%
Nov-25	1	0	-100.0%
Dec-25	0	0	0.0%
Jan-26	0	0	0.0%
Feb-26	1	3	200.0%
Mar-26	0	7	0.0%
Apr-26	39	27	-30.8%
May-26	83	72	-13.3%
Total	291	333	14.4%

Mallaig - Lochboisdale

Month	Last Year	This Year	Var
Jun-25	54	24	-55.6%
Jul-25	37	5	-86.5%
Aug-25	21	23	9.5%
Sep-25	27	34	25.9%
Oct-25	0	14	0.0%
Nov-25	0	1	0.0%
Dec-25	0	0	0.0%
Jan-26	0	0	0.0%
Feb-26		0	
Apr-26	1	0	-100.0%
May-26	18	19	5.6%
Total	158	120	-24.1%

Oban - Castlebay/Lochboisdale

Month	Last Year	This Year	Var
Jun-25	40	72	80.0%
Jul-25	42	84	100.0%
Aug-25	37	37	0.0%
Sep-25	47	46	-2.1%
Oct-25	10	15	50.0%
Nov-25	0	2	0.0%
Dec-25	0	2	0.0%
Jan-26	0	0	0.0%
Feb-26	0	1	0.0%
Mar-26	5	1	-80.0%
Apr-26	34	23	-32.4%
May-26	95	69	-27.4%
Total	310	352	13.5%



Bicycles



Ardmhor (Barra) - Eriskay

MonthYear	Last Year	This Year	Var
Jun-25	379	517	36.4%
Jul-25	374	421	12.6%
Aug-25	393	357	-9.2%
Sep-25	253	232	-8.3%
Oct-25	23	15	-34.8%
Nov-25	2	0	-100.0%
Dec-25	1	0	-100.0%
Jan-26	0	0	0.0%
Feb-26	1	3	200.0%
Mar-26	11	4	-63.6%
Apr-26	175	91	-48.0%
May-26	646	643	-0.5%
Total	2,258	2,283	1.1%

Mallaig - Lochboisdale

MonthYear	Last Year	This Year	Var
Jun-25	132	66	-50.0%
Jul-25	155	37	-76.1%
Aug-25	39	106	171.8%
Sep-25	49	37	-24.5%
Oct-25	0	18	0.0%
Nov-25	0	1	0.0%
Dec-25	0	2	0.0%
Jan-26	0	1	0.0%
Feb-26		1	
Apr-26	5	0	-100.0%
May-26	66	29	-56.1%
Total	446	298	-33.2%

Oban - Castlebay/Lochboisdale

MonthYear	Last Year	This Year	Var
Jun-25	536	562	4.9%
Jul-25	481	665	38.3%
Aug-25	497	507	2.0%
Sep-25	378	298	-21.2%
Oct-25	43	27	-37.2%
Nov-25	6	8	33.3%
Dec-25	5	4	-20.0%
Jan-26	3	9	200.0%
Feb-26	2	1	-50.0%
Mar-26	28	9	-67.9%
Apr-26	235	102	-56.6%
May-26	651	698	7.2%
Total	2,865	2,890	0.9%




Reliability & Punctuality



Reliability

Year	Month	Ardmhor (Barra) - Eriskay	Mallaig - Lochboisdale	Oban - Castlebay/Lochboisdale
2025	June	95.2%	82.1%	92.3%
	July	100.0%	95.0%	100.0%
	August	88.3%	84.5%	93.5%
	September	81.9%	67.1%	90.0%
	October	88.6%	76.5%	75.0%
	November	91.9%	50.0%	69.0%
	December	71.6%	46.9%	81.0%
2026	January	82.8%	28.6%	48.8%
	February	94.5%	48.5%	78.3%
	March	79.4%	100.0%	37.8%
	April	87.3%	0.0%	55.2%
	May	96.5%	29.3%	100.0%
Total		88.6%	59.6%	76.3%



Punctuality

Year	Month	Ardmhor (Barra) - Eriskay	Mallaig - Lochboisdale	Oban - Castlebay/Lochboisdale
2025	June	99.6%	91.3%	91.7%
	July	97.7%	78.9%	83.3%
	August	98.9%	78.9%	82.8%
	September	100.0%	70.9%	74.1%
	October	97.0%	80.8%	78.6%
	November	99.2%	75.0%	75.5%
	December	98.4%	66.7%	72.3%
2026	January	99.1%	50.0%	76.9%
	February	100.0%	56.3%	75.0%
	March	96.0%	100.0%	51.6%
	April	97.3%	100.0%	75.7%
	May	95.5%	37.5%	69.4%
Total		98.0%	74.3%	77.4%



Reliability & Punctuality Summary

Summary of Scheduled, Operated, Cancelled, Late & Diverted Sailings
by Route & Leg

Year	Month	Route	Leg	Operated Sailings	Scheduled Sailings	Additional Sailings	Cancelled Sailings	Diverted Sailings	On Time	Late
2026	May	Ardmhor (Barra) - Eriskay	Ardmhor-Eriskay	232	228	12	8	0	208	12
2026	May	Ardmhor (Barra) - Eriskay	Eriskay-Ardmhor	232	228	12	8	0	212	8
2026	May	Mallaig - Lochboisdale	Lochboisdale-Mallaig	6	35	0	29	0	5	1
2026	May	Mallaig - Lochboisdale	Lochboisdale-Oban	6	6	0	0	6	3	3
2026	May	Mallaig - Lochboisdale	Lochboisdale-Uig	6		6	0	0	0	0
2026	May	Mallaig - Lochboisdale	Mallaig-Lochboisdale	6	35	0	29	0	1	5
2026	May	Mallaig - Lochboisdale	Oban-Lochboisdale	6	6	0	0	0	0	6
2026	May	Mallaig - Lochboisdale	Uig-Lochboisdale	6		6	0	0	0	0
2026	May	Oban - Castlebay/Lochboisdale	Castlebay-Oban	31	31	0	0	0	28	3
2026	May	Oban - Castlebay/Lochboisdale	Coll-Lochboisdale	1		1	0	0	0	0
2026	May	Oban - Castlebay/Lochboisdale	Oban-Castlebay	31	31	0	0	0	15	16
Total				563	600	37	74	6	472	54

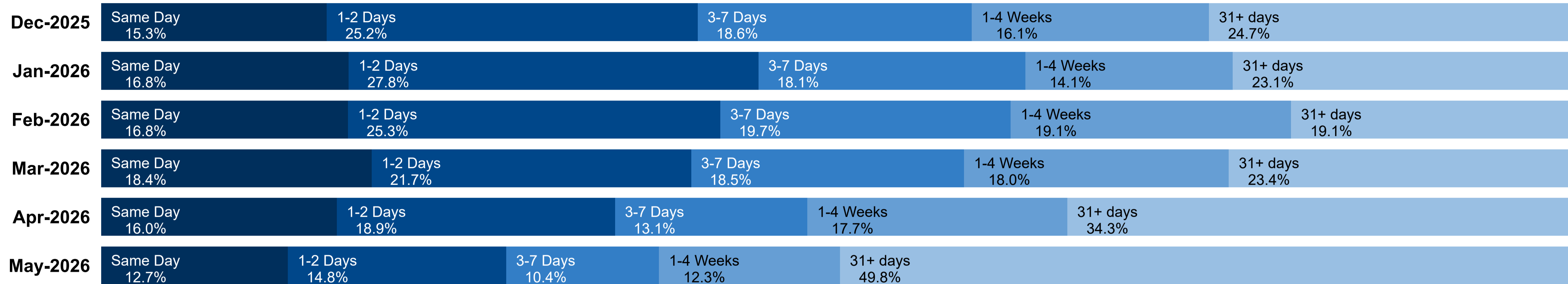
Monthly Performance Pack

Booking Lead Time by Month of Travel

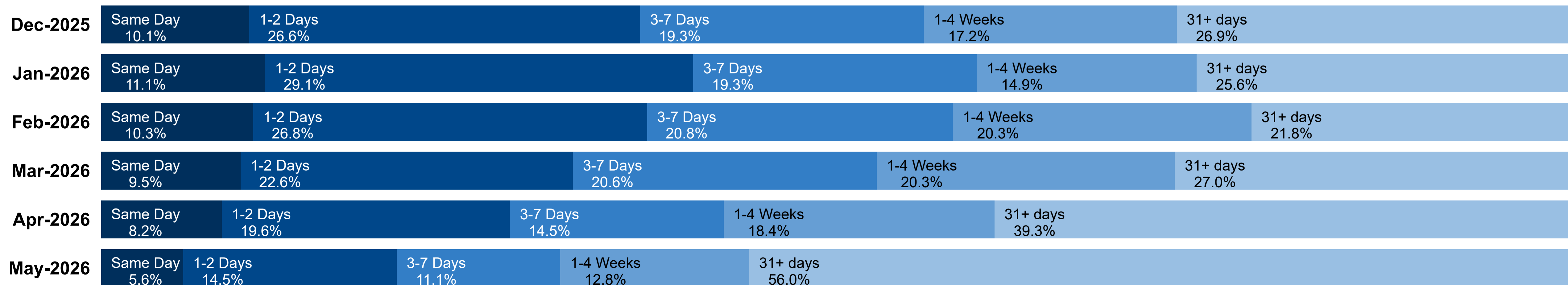


This visual shows how far in advance customers book their travel, grouped by the month in which they actually travel.

All Bookings



Bookings with Vehicles



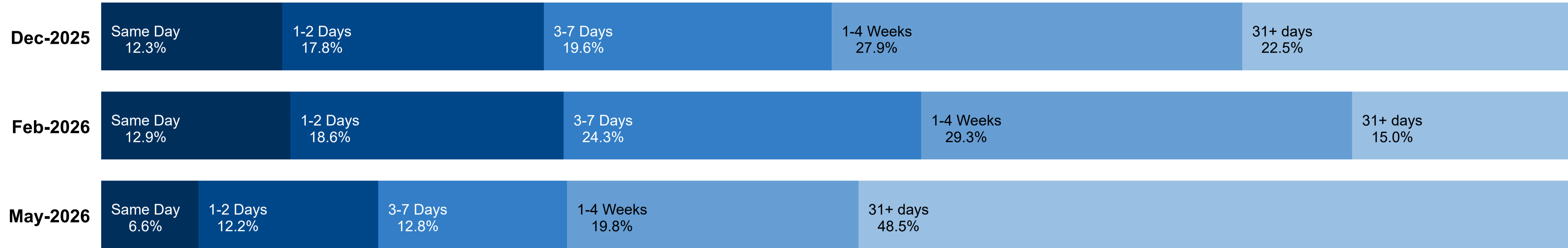
Monthly Performance Pack

Booking Lead Time by Month of Travel

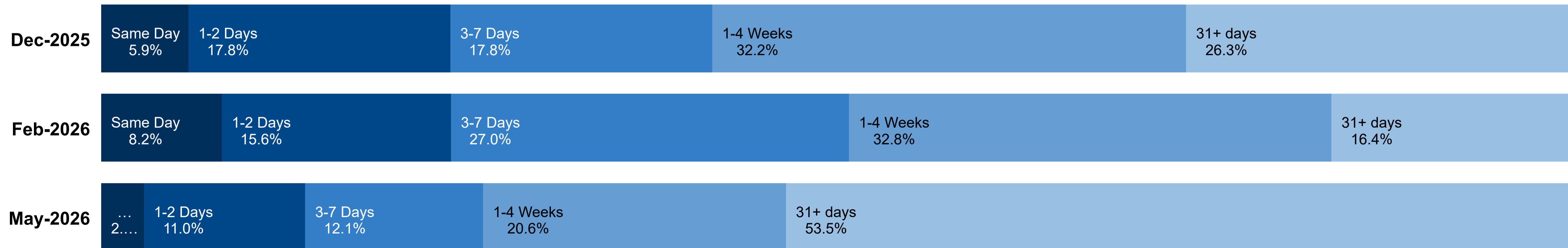


This visual shows how far in advance customers book their travel, grouped by the month in which they actually travel.

All Bookings



Bookings with Vehicles



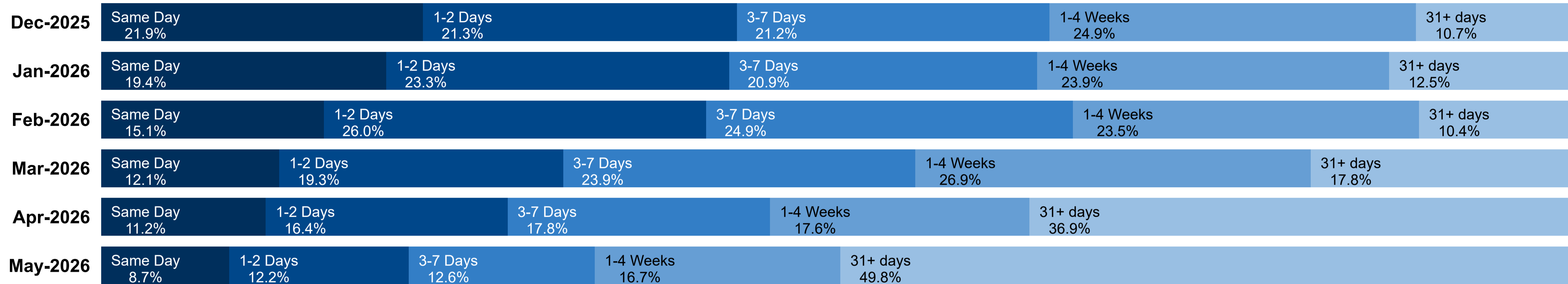
Monthly Performance Pack

Booking Lead Time by Month of Travel



This visual shows how far in advance customers book their travel, grouped by the month in which they actually travel.

All Bookings



Bookings with Vehicles

