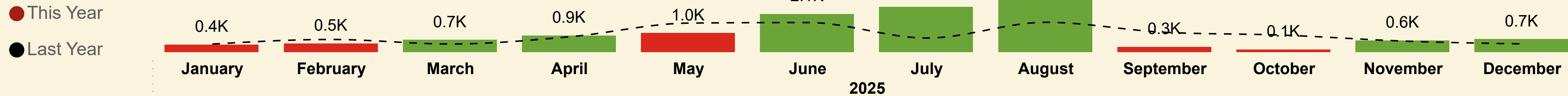




Shipped Passengers

Kennacraig - Islay/C'say/Oban



This Month YoY

692

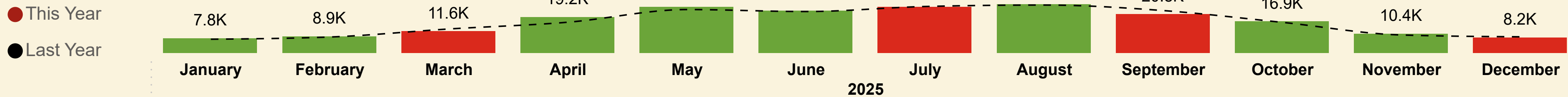
LY: 437 (+58.35%)

YoY

12,431

LY: 10,839 (+14.7%)

Kennacraig - Islay



This Month YoY

8,238


LY: 8,677 (-5.06%)

YoY

202,155

LY: 199,126 (+1.5%)

Islay Total



This Month YoY

8,930

LY: 9,114 (-2.02%)

YoY

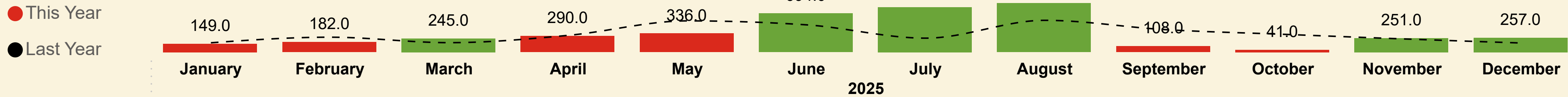
214,586

LY: 209,965 (+2.2%)



Shipped Cars

Kennacraig - Islay/C'say/Oban



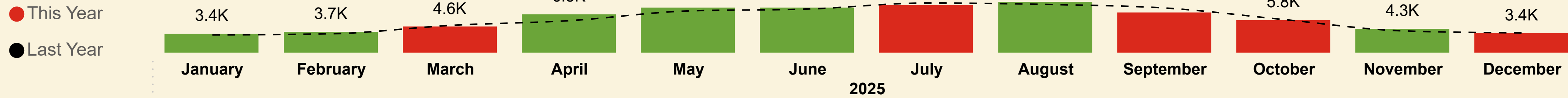
This Month YoY

257
LY: 164 (+56.71%)

YoY

4,232
LY: 3,904 (+8.4%)

Kennacraig - Islay




This Month YoY

3,440
LY: 3,516 (-2.16%)

YoY

72,777
LY: 71,120 (+2.3%)

Islay Total



This Month YoY

3,697
LY: 3,680 (+0.46%)

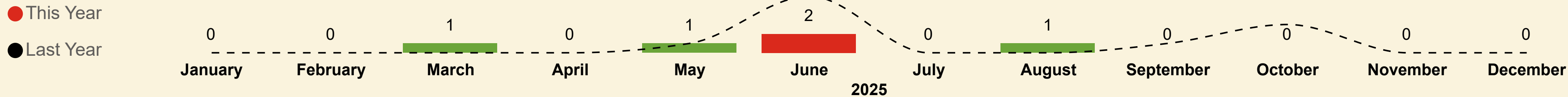
YoY

77,009
LY: 75,024 (+2.6%)



Shipped Coaches

Kennacraig - Islay/C'say/Oban



This Month YoY

0

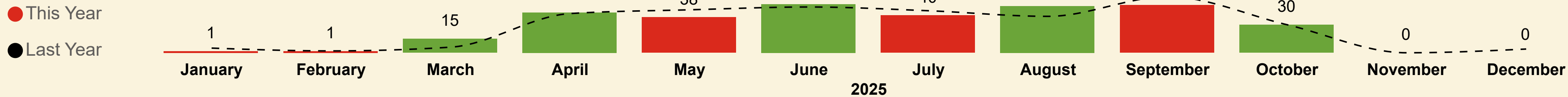
LY: 0

YoY

5

LY: 11 (-54.5%)

Kennacraig - Islay



This Month YoY

0

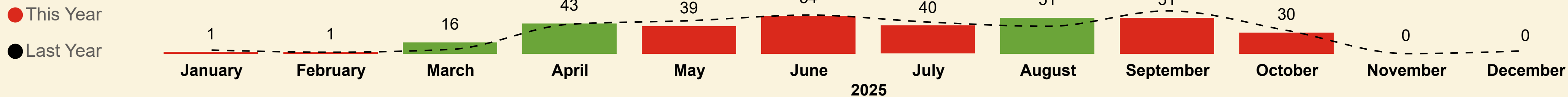
LY: 4 (-100%)

YoY

321

LY: 328 (-2.1%)

Islay Total



This Month YoY

0

LY: 4 (-100%)

YoY

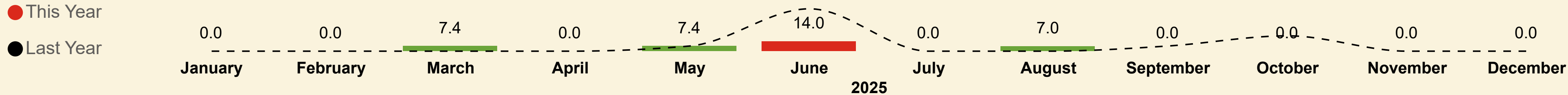
326

LY: 339 (-3.8%)



Shipped Coach Metres

Kennacraig - Islay/C'say/Oban



This Month YoY

0.0

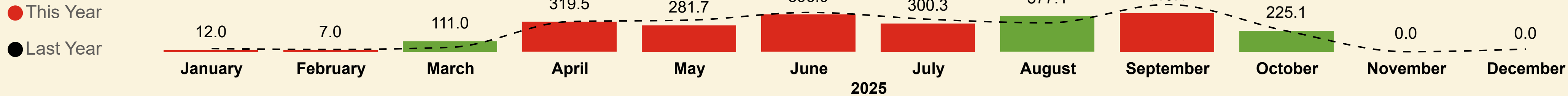
LY: 0.0

YoY

35.8

LY: 97.2 (-63.2%)

Kennacraig - Islay



This Month YoY

0.0


LY: 28.2 (-100%)

YoY

2.4K

LY: 2.6K (-5.9%)

Islay Total



This Month YoY

0.0

LY: 28.2 (-100%)

YoY

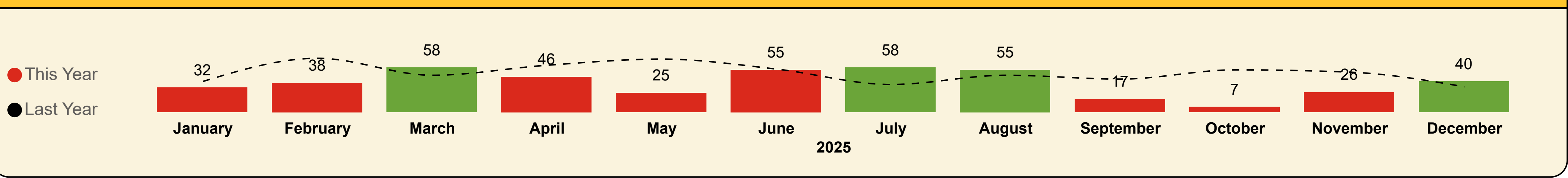
2.5K

LY: 2.7K (-7.9%)



Shipped Commercial Vehicles

Kennacraig - Islay/C'say/Oban



This Month YoY

40

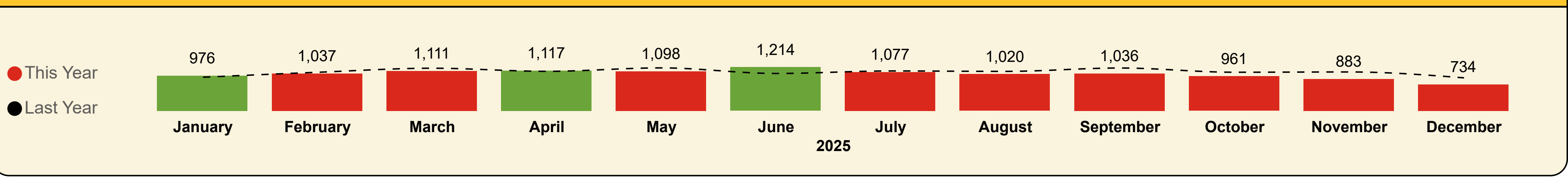
LY: 33 (+21.2%)

YoY

457

LY: 611 (-25.2%)

Kennacraig - Islay



This Month YoY

734

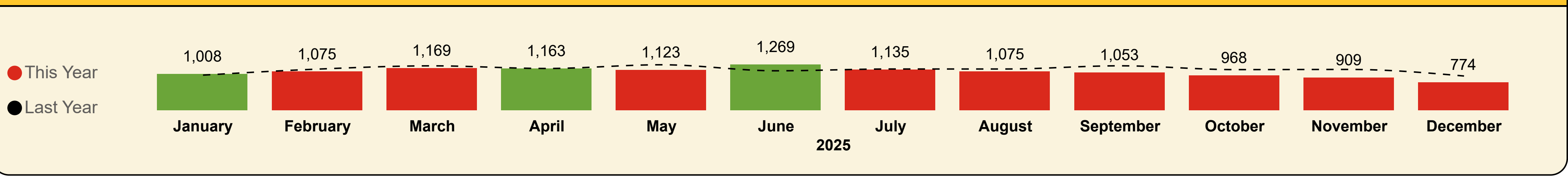
LY: 917 (-20%)

YoY

12,264

LY: 12,991 (-5.6%)

Islay Total



This Month YoY

774

LY: 950 (-18.5%)

YoY

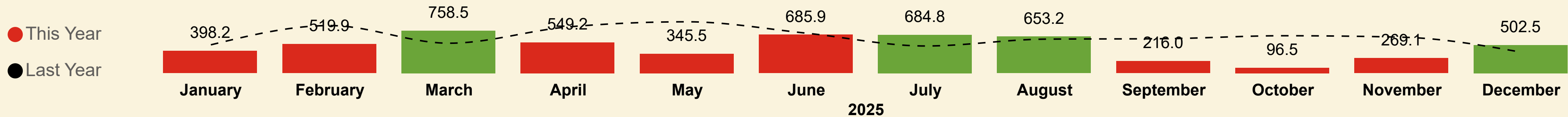
12,721

LY: 13,602 (-6.5%)



Shipped Commercial Vehicle Metres

Kennacraig - Islay/C'say/Oban



This Month YoY

502.5

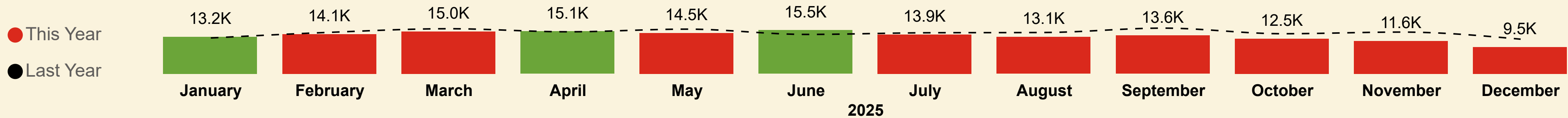
LY: 374.4 (+34.2%)

YoY

5.7K

LY: 7.7K (-26.6%)

Kennacraig - Islay



This Month YoY

9.5K

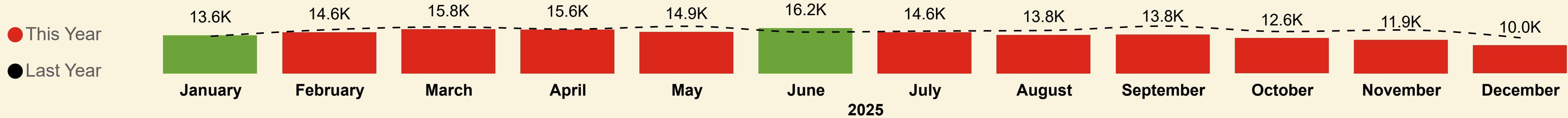
LY: 12.3K (-22.8%)

YoY

161.8K

LY: 175.3K (-7.7%)

Islay Total



This Month YoY

10.0K

LY: 12.7K (-21.1%)

YoY

167.4K

LY: 183.0K (-8.5%)

Islay Total

Contractual Carrying Groups



This Month YoY

8,930

LY: 9,114 (-2%)

YoY

214,586

LY: 209,965 (+2.2%)



This Month YoY

3,697

LY: 3,680 (+0.5%)

YoY

77,009

LY: 75,024 (+2.6%)



This Month YoY

0.0

LY: 28.2 (-100%)

YoY

2.5K

LY: 2.7K (-7.9%)



This Month YoY

10.0K

LY: 12.7K (-21.1%)

YoY

167.4K

LY: 183.0K (-8.5%)

Passengers

Year	Month	Last Year	This Year	Variance %
2025	January	7,810	8,223	5.3 %
2025	February	9,242	9,399	1.7 %
2025	March	13,318	12,282	-7.8 %
2025	April	17,342	20,125	16.0 %
2025	May	24,869	25,656	3.2 %
2025	June	23,841	24,717	3.7 %
2025	July	25,715	27,202	5.8 %
2025	August	27,331	28,909	5.8 %
2025	September	23,818	21,110	-11.4 %
2025	October	17,333	17,032	-1.7 %
2025	November	10,232	11,001	7.5 %
2025	December	9,114	8,930	-2.0 %
Total		209,965	214,586	2.2 %

Cars

Year	Month	Last Year	This Year	Variance %
2025	January	3,324	3,533	6.3 %
2025	February	3,627	3,909	7.8 %
2025	March	5,033	4,868	-3.3 %
2025	April	6,016	7,125	18.4 %
2025	May	8,017	8,405	4.8 %
2025	June	8,286	8,747	5.6 %
2025	July	9,126	9,235	1.2 %
2025	August	9,191	9,898	7.7 %
2025	September	8,384	7,240	-13.6 %
2025	October	6,227	5,838	-6.2 %
2025	November	4,113	4,514	9.7 %
2025	December	3,680	3,697	0.5 %
Total		75,024	77,009	2.6 %

Coach Metres

Year	Month	Last Year	This Year	Variance %
2025	January	33.3	12.0	-64.0 %
2025	February	24.0	7.0	-70.8 %
2025	March	46.9	118.4	152.5 %
2025	April	322.3	319.5	-0.9 %
2025	May	345.2	289.1	-16.3 %
2025	June	480.4	410.9	-14.5 %
2025	July	346.9	300.3	-13.4 %
2025	August	308.7	384.1	24.4 %
2025	September	511.5	410.1	-19.8 %
2025	October	242.1	225.1	-7.0 %
2025	November	0.0	0.0	0.0 %
2025	December	28.2	0.0	-100.0 %
Total		2,689.5	2,476.4	-7.9 %

Commercial Vehicle Metres

Year	Month	Last Year	This Year	Variance %
2025	January	13,243.2	13,585.3	2.6 %
2025	February	15,595.6	14,627.8	-6.2 %
2025	March	16,564.2	15,801.7	-4.6 %
2025	April	15,767.8	15,641.0	-0.8 %
2025	May	16,802.2	14,862.9	-11.5 %
2025	June	14,719.5	16,211.7	10.1 %
2025	July	15,070.4	14,629.9	-2.9 %
2025	August	15,299.3	13,759.5	-10.1 %
2025	September	16,861.1	13,829.6	-18.0 %
2025	October	14,917.7	12,568.2	-15.7 %
2025	November	15,478.0	11,911.8	-23.0 %
2025	December	12,682.3	10,004.7	-21.1 %
Total		183,001.2	167,433.8	-8.5 %

Kennacraig - Islay/C'say/Oban

Contractual Carrying Groups



This Month YoY

692

LY: 437 (+58.4%)

YoY

12,431

LY: 10,839 (+14.7%)



This Month YoY

257

LY: 164 (+56.7%)

YoY

4,232

LY: 3,904 (+8.4%)



This Month YoY

0.0

LY: 0.0

YoY

35.8

LY: 97.2 (-63.2%)



This Month YoY

502.5

LY: 374.4 (+34.2%)

YoY

5.7K

LY: 7.7K (-26.6%)

Passengers

Year	Month	Last Year	This Year	Variance %
2025	January	427	398	-6.8 %
2025	February	675	468	-30.7 %
2025	March	431	652	51.3 %
2025	April	819	890	8.7 %
2025	May	1,557	1,022	-34.4 %
2025	June	1,587	2,054	29.4 %
2025	July	753	2,429	222.6 %
2025	August	1,599	2,793	74.7 %
2025	September	1,059	274	-74.1 %
2025	October	906	129	-85.8 %
2025	November	589	630	7.0 %
2025	December	437	692	58.4 %
Total		10,839	12,431	14.7 %

Cars

Year	Month	Last Year	This Year	Variance %
2025	January	168	149	-11.3 %
2025	February	268	182	-32.1 %
2025	March	170	245	44.1 %
2025	April	301	290	-3.7 %
2025	May	560	336	-40.0 %
2025	June	489	694	41.9 %
2025	July	251	804	220.3 %
2025	August	570	875	53.5 %
2025	September	405	108	-73.3 %
2025	October	320	41	-87.2 %
2025	November	238	251	5.5 %
2025	December	164	257	56.7 %
Total		3,904	4,232	8.4 %

Coach Metres

Year	Month	Last Year	This Year	Variance %
2025	January	0.0	0.0	0.0 %
2025	February	0.0	0.0	0.0 %
2025	March	0.0	7.4	0.0 %
2025	April	0.0	0.0	0.0 %
2025	May	7.4	7.4	0.0 %
2025	June	60.5	14.0	-76.9 %
2025	July	0.0	0.0	0.0 %
2025	August	0.0	7.0	0.0 %
2025	September	7.4	0.0	-100.0 %
2025	October	21.9	0.0	-100.0 %
2025	November	0.0	0.0	0.0 %
2025	December	0.0	0.0	0.0 %
Total		97.2	35.8	-63.2 %

Commercial Vehicle Metres

Year	Month	Last Year	This Year	Variance %
2025	January	505.6	398.2	-21.2 %
2025	February	849.0	519.9	-38.8 %
2025	March	534.4	758.5	41.9 %
2025	April	825.3	549.2	-33.5 %
2025	May	916.3	345.5	-62.3 %
2025	June	713.2	685.9	-3.8 %
2025	July	484.8	684.8	41.3 %
2025	August	606.7	653.2	7.7 %
2025	September	615.1	216.0	-64.9 %
2025	October	667.5	96.5	-85.5 %
2025	November	641.6	269.1	-58.1 %
2025	December	374.4	502.5	34.2 %
Total		7,733.9	5,679.3	-26.6 %

Kennacraig - Islay

Contractual Carrying Groups



This Month YoY

8,238

LY: 8,677 (-5.1%)

YoY

202,155

LY: 199,126 (+1.5%)



This Month YoY

3,440

LY: 3,516 (-2.2%)

YoY

72,777

LY: 71,120 (+2.3%)



This Month YoY

0.0

LY: 28.2 (-100%)

YoY

2.4K

LY: 2.6K (-5.9%)



This Month YoY

9.5K

LY: 12.3K (-22.8%)

YoY

161.8K

LY: 175.3K (-7.7%)

Passengers

Year	Month	Last Year	This Year	Variance %
2025	January	7,383	7,825	6.0 %
2025	February	8,567	8,931	4.2 %
2025	March	12,887	11,630	-9.8 %
2025	April	16,523	19,235	16.4 %
2025	May	23,312	24,634	5.7 %
2025	June	22,254	22,663	1.8 %
2025	July	24,962	24,773	-0.8 %
2025	August	25,732	26,116	1.5 %
2025	September	22,759	20,836	-8.4 %
2025	October	16,427	16,903	2.9 %
2025	November	9,643	10,371	7.5 %
2025	December	8,677	8,238	-5.1 %
Total		199,126	202,155	1.5 %

Cars

Year	Month	Last Year	This Year	Variance %
2025	January	3,156	3,384	7.2 %
2025	February	3,359	3,727	11.0 %
2025	March	4,863	4,623	-4.9 %
2025	April	5,715	6,835	19.6 %
2025	May	7,457	8,069	8.2 %
2025	June	7,797	8,053	3.3 %
2025	July	8,875	8,431	-5.0 %
2025	August	8,621	9,023	4.7 %
2025	September	7,979	7,132	-10.6 %
2025	October	5,907	5,797	-1.9 %
2025	November	3,875	4,263	10.0 %
2025	December	3,516	3,440	-2.2 %
Total		71,120	72,777	2.3 %

Coach Metres

Year	Month	Last Year	This Year	Variance %
2025	January	33.3	12.0	-64.0 %
2025	February	24.0	7.0	-70.8 %
2025	March	46.9	111.0	136.7 %
2025	April	322.3	319.5	-0.9 %
2025	May	337.8	281.7	-16.6 %
2025	June	419.9	396.9	-5.5 %
2025	July	346.9	300.3	-13.4 %
2025	August	308.7	377.1	22.2 %
2025	September	504.1	410.1	-18.7 %
2025	October	220.2	225.1	2.2 %
2025	November	0.0	0.0	0.0 %
2025	December	28.2	0.0	-100.0 %
Total		2,592.3	2,440.6	-5.9 %

Commercial Vehicle Metres

Year	Month	Last Year	This Year	Variance %
2025	January	12,737.6	13,187.1	3.5 %
2025	February	14,746.6	14,107.9	-4.3 %
2025	March	16,029.8	15,043.2	-6.2 %
2025	April	14,942.5	15,091.8	1.0 %
2025	May	15,885.9	14,517.4	-8.6 %
2025	June	14,006.3	15,525.8	10.8 %
2025	July	14,585.6	13,945.1	-4.4 %
2025	August	14,692.6	13,106.3	-10.8 %
2025	September	16,246.0	13,613.6	-16.2 %
2025	October	14,250.2	12,471.7	-12.5 %
2025	November	14,836.4	11,642.7	-21.5 %
2025	December	12,307.9	9,502.2	-22.8 %
Total		175,267.3	161,754.5	-7.7 %



Cars




Kennacraig - Islay/C'say/Oban				
Year	Month	Last Year	This Year	Var %
2025	January	27	49	81.5 %
2025	February	85	95	11.8 %
2025	March	63	150	138.1 %
2025	April	141	169	19.9 %
2025	May	277	195	-29.6 %
2025	June	333	543	63.1 %
2025	July	194	667	243.8 %
2025	August	301	764	153.8 %
2025	September	192	80	-58.3 %
2025	October	115	38	-67.0 %
2025	November	83	128	54.2 %
2025	December	103	129	25.2 %
Total		1,914	3,007	57.1 %

Kennacraig - Islay				
Year	Month	Last Year	This Year	Var %
2025	January	2,334	2,582	10.6 %
2025	February	2,642	2,897	9.7 %
2025	March	3,751	3,674	-2.1 %
2025	April	4,562	5,531	21.2 %
2025	May	5,885	6,292	6.9 %
2025	June	6,368	6,496	2.0 %
2025	July	7,107	6,906	-2.8 %
2025	August	7,083	7,641	7.9 %
2025	September	6,498	5,861	-9.8 %
2025	October	4,560	4,811	5.5 %
2025	November	2,986	3,418	14.5 %
2025	December	2,880	2,780	-3.5 %
Total		56,656	58,889	3.9 %



LGVs



Kennacraig - Islay/C'say/Oban				
Year	Month	Last Year	This Year	Var %
2025	January	2	11	450.0 %
2025	February	6	14	133.3 %
2025	March	7	19	171.4 %
2025	April	22	25	13.6 %
2025	May	33	13	-60.6 %
2025	June	33	56	69.7 %
2025	July	17	62	264.7 %
2025	August	24	45	87.5 %
2025	September	18	17	-5.6 %
2025	October	19	2	-89.5 %
2025	November	16	24	50.0 %
2025	December	4	6	50.0 %
Total		201	294	46.3 %

Kennacraig - Islay				
Year	Month	Last Year	This Year	Var %
2025	January	404	588	45.5 %
2025	February	482	655	35.9 %
2025	March	700	723	3.3 %
2025	April	559	780	39.5 %
2025	May	542	857	58.1 %
2025	June	619	867	40.1 %
2025	July	798	846	6.0 %
2025	August	685	872	27.3 %
2025	September	662	717	8.3 %
2025	October	660	721	9.2 %
2025	November	665	783	17.7 %
2025	December	473	557	17.8 %
Total		7,249	8,966	23.7 %



Motorhomes



Kennacraig - Islay/C'say/Oban				
Year	Month	Last Year	This Year	Var %
2025	January	2	1	-50.0 %
2025	February	4	4	0.0 %
2025	March	3	2	-33.3 %
2025	April	13	11	-15.4 %
2025	May	42	23	-45.2 %
2025	June	22	57	159.1 %
2025	July	14	55	292.9 %
2025	August	25	59	136.0 %
2025	September	21	11	-47.6 %
2025	October	5	0	-100.0 %
2025	November	1	3	200.0 %
2025	December	4	1	-75.0 %
Total		156	227	45.5 %

Kennacraig - Islay				
Year	Month	Last Year	This Year	Var %
2025	January	28	44	57.1 %
2025	February	28	53	89.3 %
2025	March	153	117	-23.5 %
2025	April	238	336	41.2 %
2025	May	528	706	33.7 %
2025	June	438	535	22.1 %
2025	July	366	455	24.3 %
2025	August	410	481	17.3 %
2025	September	486	348	-28.4 %
2025	October	196	183	-6.6 %
2025	November	74	74	0.0 %
2025	December	48	43	-10.4 %
Total		2,993	3,375	12.8 %



Reliability & Punctuality



Reliability

Route		Kennacraig - Islay		Kennacraig - Islay/C'say/Oban	
Year	Month	Contractual	Actual	Contractual	Actual
2025	January	100.0%	94.2%	100.0%	75.0%
	February	98.6%	93.8%	100.0%	75.0%
	March	100.0%	100.0%	100.0%	93.8%
	April	100.0%	97.7%	100.0%	100.0%
	May	99.3%	96.6%	71.4%	67.9%
	June	100.0%	97.8%	100.0%	100.0%
	July	97.8%	95.6%	98.3%	87.9%
	August	100.0%	92.1%	100.0%	95.9%
	September	94.9%	86.2%	100.0%	63.6%
	October	100.0%	86.8%	100.0%	25.0%
	November	99.3%	92.0%	90.0%	60.0%
	December	97.3%	84.5%	93.8%	62.5%



Punctuality

Route		Kennacraig - Islay		Kennacraig - Islay/C'say/Oban	
Year	Month	Contractual	Actual	Contractual	Actual
2025	January	95.9%	94.6%	100.0%	50.0%
	February	96.3%	82.2%	100.0%	50.0%
	March	99.4%	93.1%	86.7%	46.7%
	April	98.8%	95.0%	100.0%	100.0%
	May	92.9%	80.5%	73.7%	73.7%
	June	99.2%	94.7%	97.7%	86.4%
	July	97.3%	86.3%	94.1%	68.6%
	August	98.1%	86.4%	100.0%	78.7%
	September	97.0%	56.5%	100.0%	100.0%
	October	98.7%	77.5%	100.0%	0.0%
	November	97.8%	91.3%	100.0%	83.3%
	December	96.0%	85.6%	70.0%	60.0%



Reliability & Punctuality Summary

Summary of Scheduled, Operated, Cancelled & Diverted Sailings by Route and Leg								
Year	Month	Route	Leg	Operated Sailings	Scheduled Sailings	Additional Sailings	Cancelled Sailings	Diverted Sailings
2025	December	Kennacraig - Islay	Kennacraig-Port Askaig	50	54	2	6	5
2025	December	Kennacraig - Islay	Kennacraig-Port Ellen	17	20	0	3	0
2025	December	Kennacraig - Islay	Port Askaig-Kennacraig	49	49	6	6	0
2025	December	Kennacraig - Islay	Port Ellen-Kennacraig	17	25	0	8	0
2025	December	Kennacraig - Islay/C'say/Oban	Colonsay-Port Askaig	0	4	0	4	0
2025	December	Kennacraig - Islay/C'say/Oban	Kennacraig-Port Askaig	4	4	0	0	0
2025	December	Kennacraig - Islay/C'say/Oban	Oban-Port Askaig	1		1	0	0
2025	December	Kennacraig - Islay/C'say/Oban	Port Askaig-Colonsay	1	3	0	2	0
2025	December	Kennacraig - Islay/C'say/Oban	Port Askaig-Kennacraig	5	5	0	0	1
2025	December	Kennacraig - Islay/C'say/Oban	Port Askaig-Oban	1		1	0	0
Total				145	164	10	29	6



Reliability & Punctuality Summary

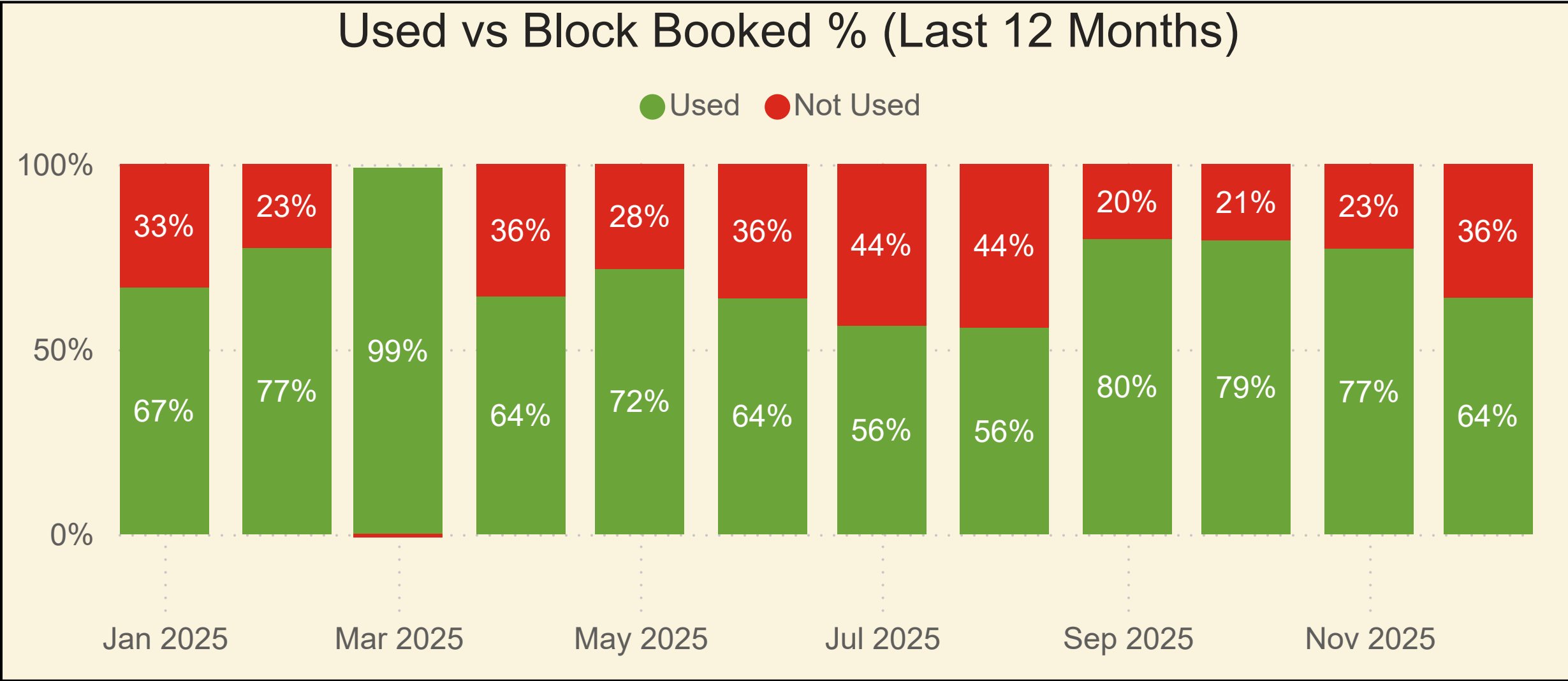
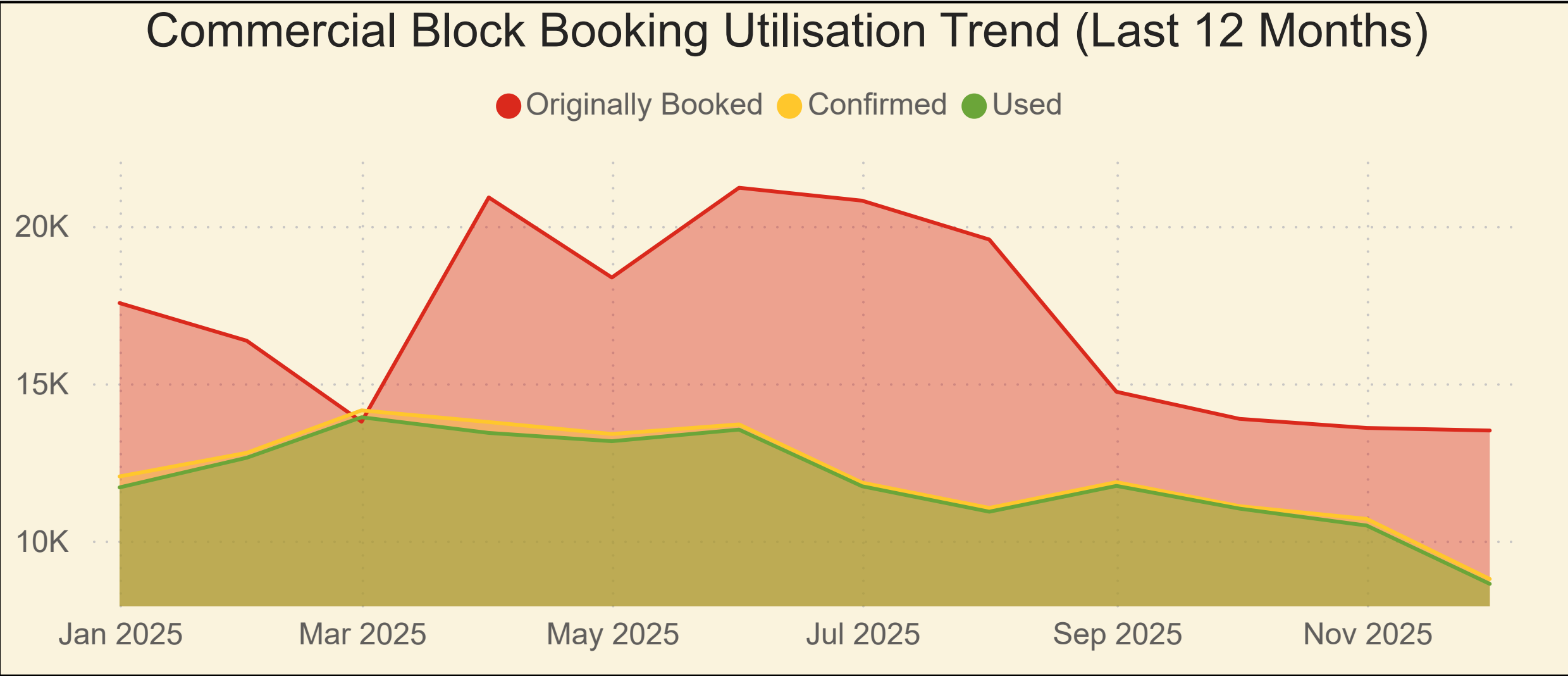
Summary of Cancellations, Lateness & Relief Events by Route and Leg

Year	Month	Route	Leg	Cancelled Sailings	Cancelled (Relief)	Cancelled (No Relief)	On Time	Level 1 Late	Level 1 (Relief)	Level 1 (No Relief)	Level 2 Late	Level 2 (Relief)	Level 2 (No Relief)
2025	December	Kennacraig - Islay	Kennacraig-Port Askaig	6	5	1	42	3	2	1	3	1	2
2025	December	Kennacraig - Islay	Kennacraig-Port Ellen	3	3	0	16	0	0	0	1	1	0
2025	December	Kennacraig - Islay	Port Askaig-Kennacraig	6	5	1	34	8	6	2	1	1	0
2025	December	Kennacraig - Islay	Port Ellen-Kennacraig	8	6	2	15	0	0	0	2	2	0
2025	December	Kennacraig - Islay/C'say/Oban	Colonsay-Port Askaig	4	3	1	0	0	0	0	0	0	0
2025	December	Kennacraig - Islay/C'say/Oban	Kennacraig-Port Askaig	0	0	0	3	0	0	0	1	1	0
2025	December	Kennacraig - Islay/C'say/Oban	Oban-Port Askaig	0	0	0	0	0	0	0	0	0	0
2025	December	Kennacraig - Islay/C'say/Oban	Port Askaig-Colonsay	2	2	0	0	0	0	0	1	0	1
2025	December	Kennacraig - Islay/C'say/Oban	Port Askaig-Kennacraig	0	0	0	3	0	0	0	2	0	2
2025	December	Kennacraig - Islay/C'say/Oban	Port Askaig-Oban	0	0	0	0	0	0	0	0	0	0
Total				29	24	5	113	11	8	3	11	6	5



Block Booked vs Utilised

Route Name	Month Year	Originally Booked	Booked 24hrs Prior	Confirmed	No Show	Used	Confirmed vs Block Booked	Used vs Confirmed	Used vs Block Booked
Kennacraig - Islay	Jan-2025	17,548	12,475	12,040	349	11,691	69%	97%	67%
Kennacraig - Islay	Feb-2025	16,352	13,386	12,790	157	12,633	78%	99%	77%
Kennacraig - Islay	Mar-2025	13,778	15,002	14,139	220	13,920	103%	98%	101%
Kennacraig - Islay	Apr-2025	20,905	15,044	13,768	345	13,422	66%	97%	64%
Kennacraig - Islay	May-2025	18,360	14,313	13,389	230	13,159	73%	98%	72%
Kennacraig - Islay	Jun-2025	21,212	15,062	13,694	167	13,527	65%	99%	64%
Kennacraig - Islay	Jul-2025	20,801	13,388	11,842	115	11,728	57%	99%	56%
Kennacraig - Islay	Aug-2025	19,566	11,792	11,040	121	10,919	56%	99%	56%
Kennacraig - Islay	Sep-2025	14,729	11,861	11,859	120	11,739	81%	99%	80%
Kennacraig - Islay	Oct-2025	13,869	11,333	11,095	79	11,017	80%	99%	79%
Kennacraig - Islay	Nov-2025	13,581	10,631	10,691	212	10,479	79%	98%	77%
Kennacraig - Islay	Dec-2025	13,499	8,689	8,781	155	8,626	65%	98%	64%
Total		204,198	152,976	145,128	2,267	142,861	71%	98%	70%



Note: This report shows block bookings made by block booking customers for any commercial vehicle over 6 metres in length or any LGV that consumes High Lane Metreage. It does not include any bookings on sailings that were cancelled by CalMac. High Lane Metreage refers to deck meterage for high vehicles such as Commercials or LGVs.