




Shipped Passengers

Ardmhor (Barra) - Eriskay



This Month YoY

2,766


LY: 2,836 (-2.47%)

YoY

58,088

LY: 65,348 (-11.1%)

Mallaig - Lochboisdale



This Month YoY

300

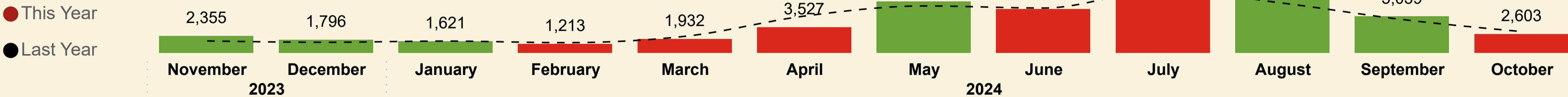
LY: 2,150 (-86.05%)

YoY

25,060

LY: 26,398 (-5.1%)

Oban - Castlebay/Lochboisdale



This Month YoY

2,603

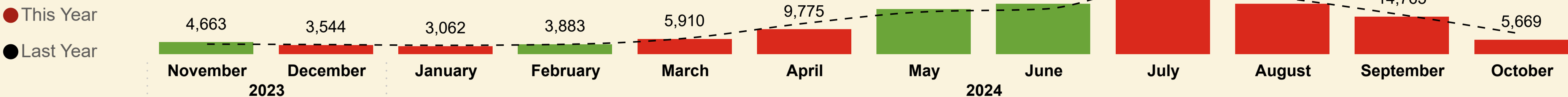
LY: 2,924 (-10.98%)

YoY

49,221

LY: 49,167 (+0.1%)

South Uist Total



This Month YoY

5,669

LY: 7,910 (-28.33%)

YoY


132,369

LY: 140,913 (-6.1%)



Shipped Cars

Ardmhor (Barra) - Eriskay



This Month YoY

1,507

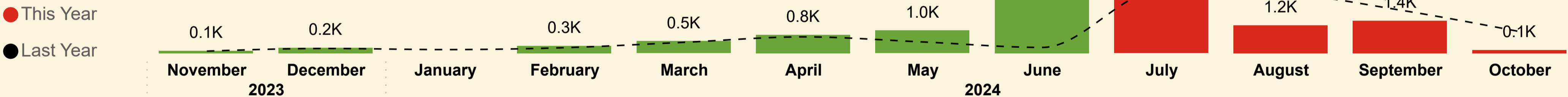
LY: 1,458 (+3.36%)

YoY

25,478

LY: 27,258 (-6.5%)

Mallaig - Lochboisdale



This Month YoY

135


LY: 934 (-85.55%)

YoY

10,884

LY: 10,757 (+1.2%)

Oban - Castlebay/Lochboisdale



This Month YoY

1,147


LY: 1,314 (-12.71%)

YoY

19,447

LY: 19,494 (-0.2%)

South Uist Total



This Month YoY

2,789

LY: 3,706 (-24.74%)

YoY

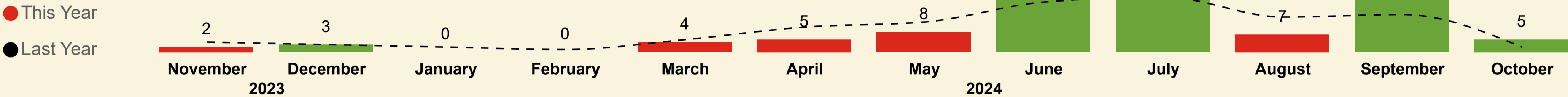
55,809

LY: 57,509 (-3%)



Shipped Coaches

Ardmhor (Barra) - Eriskay



This Month YoY

5


LY: 2 (+150%)

YoY

102

LY: 110 (-7.3%)

Mallaig - Lochboisdale



This Month YoY

0

LY: 1 (-100%)

YoY

19

LY: 28 (-32.6%)

Oban - Castlebay/Lochboisdale



This Month YoY

2

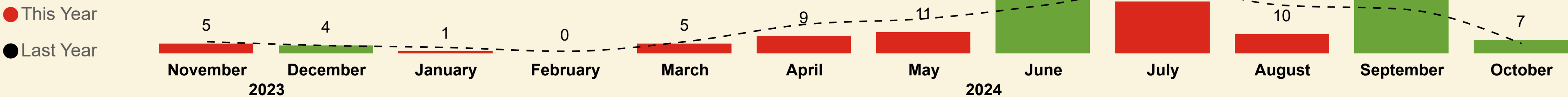
LY: 2 (+0%)

YoY

19

LY: 27 (-29.2%)

South Uist Total



This Month YoY

7

LY: 5 (+40%)

YoY

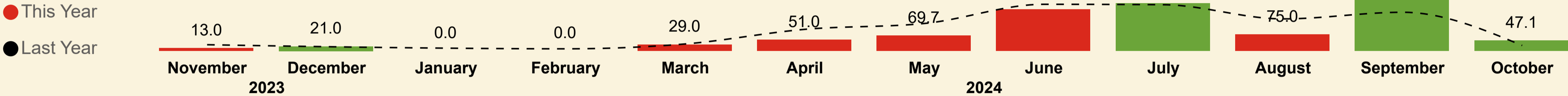
140

LY: 165 (-15.2%)



Shipped Coach Metres

Ardmhor (Barra) - Eriskay



This Month YoY

47.1

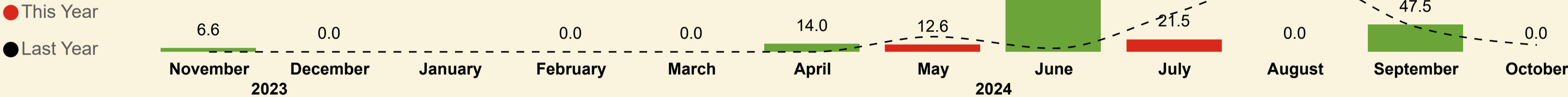
LY: 25.0 (+88.4%)

YoY

993.8

LY: 1.1K (-8.9%)

Mallaig - Lochboisdale



This Month YoY

0.0

LY: 12.0 (-100%)

YoY

202.8

LY: 288.0 (-29.6%)

Oban - Castlebay/Lochboisdale



This Month YoY

16.0

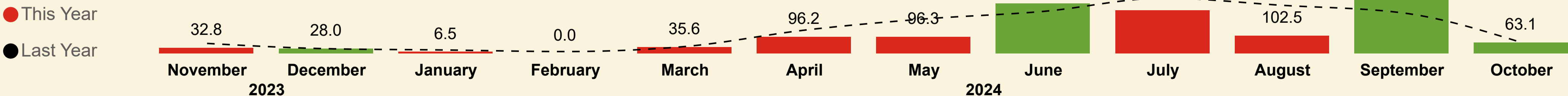
LY: 25.0 (-36%)

YoY

160.1

LY: 237.5 (-32.6%)

South Uist Total



This Month YoY

63.1

LY: 62.0 (+1.8%)

YoY

1.4K

LY: 1.6K (-16.1%)



Shipped Commercial Vehicles

Ardmhor (Barra) - Eriskay



This Month YoY

64


LY: 63 (+1.6%)

YoY

863

LY: 1,130 (-23.6%)

Mallaig - Lochboisdale



This Month YoY

3

LY: 26 (-88.5%)

YoY

254

LY: 275 (-7.6%)

Oban - Castlebay/Lochboisdale



This Month YoY

81

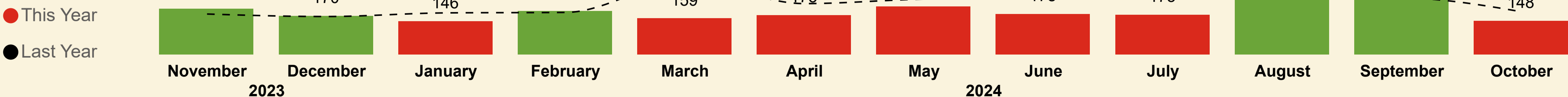
LY: 99 (-18.2%)

YoY

1,161

LY: 1,272 (-8.7%)

South Uist Total



This Month YoY

148

LY: 188 (-21.3%)

YoY

2,278

LY: 2,677 (-14.9%)



Shipped Commercial Vehicle Metres

Ardmhor (Barra) - Eriskay



This Month YoY

643.0

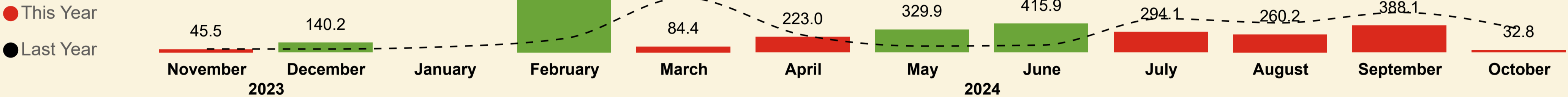
LY: 610.5 (+5.3%)

YoY

8.7K

LY: 11.4K (-23.7%)

Mallaig - Lochboisdale



This Month YoY

32.8

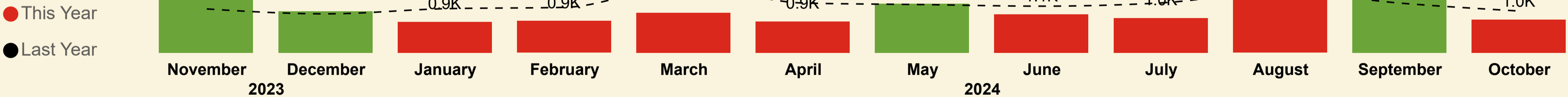
LY: 339.2 (-90.3%)

YoY

3.1K

LY: 3.4K (-9.7%)

Oban - Castlebay/Lochboisdale



This Month YoY

953.7


LY: 1.2K (-20.2%)

YoY

14.7K

LY: 16.8K (-12.5%)

South Uist Total



This Month YoY

1.6K

LY: 2.1K (-24%)

YoY

26.5K

LY: 31.6K (-16.2%)

South Uist Total

Contractual Carrying Groups



This Month YoY

5,669

LY: 7,910 (-28.3%)

YoY

132,369

LY: 140,913 (-6.1%)



This Month YoY

2,789

LY: 3,706 (-24.7%)

YoY

55,809

LY: 57,509 (-3%)



This Month YoY

63.1

LY: 62.0 (+1.8%)

YoY

1.4K

LY: 1.6K (-16.1%)



This Month YoY

1.6K

LY: 2.1K (-24%)

YoY

26.5K

LY: 31.6K (-16.2%)

Passengers				
Year	Month	Last Year	This Year	Variance %
2023	November	3,920	4,663	19.0 %
2023	December	3,732	3,544	-5.0 %
2024	January	3,440	3,062	-11.0 %
2024	February	3,845	3,883	1.0 %
2024	March	6,213	5,910	-4.9 %
2024	April	12,146	9,775	-19.5 %
2024	May	16,675	17,705	6.2 %
2024	June	17,800	19,839	11.5 %
2024	July	27,570	23,665	-14.2 %
2024	August	22,198	19,889	-10.4 %
2024	September	15,463	14,765	-4.5 %
2024	October	7,910	5,669	-28.3 %
Total		140,913	132,369	-6.1 %

Cars				
Year	Month	Last Year	This Year	Variance %
2023	November	2,139	2,621	22.5 %
2023	December	2,050	1,911	-6.8 %
2024	January	1,960	1,738	-11.3 %
2024	February	2,010	2,157	7.3 %
2024	March	3,223	3,084	-4.3 %
2024	April	4,973	4,351	-12.5 %
2024	May	6,565	6,984	6.4 %
2024	June	6,761	7,771	14.9 %
2024	July	9,608	8,455	-12.0 %
2024	August	8,140	7,489	-8.0 %
2024	September	6,375	6,459	1.3 %
2024	October	3,706	2,789	-24.7 %
Total		57,509	55,809	-3.0 %

Coach Metres				
Year	Month	Last Year	This Year	Variance %
2023	November	57.0	32.8	-42.5 %
2023	December	26.6	28.0	5.3 %
2024	January	19.0	6.5	-65.8 %
2024	February	10.0	0.0	-100.0 %
2024	March	39.2	35.6	-9.2 %
2024	April	133.7	96.2	-28.0 %
2024	May	198.1	96.3	-51.4 %
2024	June	242.0	288.1	19.0 %
2024	July	318.0	248.5	-21.9 %
2024	August	276.9	102.5	-63.0 %
2024	September	233.7	359.1	53.7 %
2024	October	62.0	63.1	1.8 %
Total		1,616.2	1,356.7	-16.1 %

Commercial Vehicle Metres				
Year	Month	Last Year	This Year	Variance %
2023	November	2,124.7	2,376.0	11.8 %
2023	December	1,894.6	1,781.9	-5.9 %
2024	January	2,171.1	1,674.4	-22.9 %
2024	February	2,167.2	2,442.6	12.7 %
2024	March	3,872.4	1,887.5	-51.3 %
2024	April	2,743.2	2,021.2	-26.3 %
2024	May	2,850.1	2,573.5	-9.7 %
2024	June	2,859.4	2,159.5	-24.5 %
2024	July	3,062.3	1,894.5	-38.1 %
2024	August	2,911.9	3,119.8	7.1 %
2024	September	2,808.6	2,926.4	4.2 %
2024	October	2,145.4	1,629.5	-24.0 %
Total		31,610.8	26,486.8	-16.2 %

Ardmhor (Barra) - Eriskay

Contractual Carrying Groups



This Month YoY

2,766

LY: 2,836 (-2.5%)

YoY

58,088

LY: 65,348 (-11.1%)



This Month YoY

1,507

LY: 1,458 (+3.4%)

YoY

25,478

LY: 27,258 (-6.5%)



This Month YoY

47.1

LY: 25.0 (+88.4%)

YoY

993.8

LY: 1.1K (-8.9%)



This Month YoY

643.0

LY: 610.5 (+5.3%)

YoY

8.7K

LY: 11.4K (-23.7%)

Passengers Ardmhor (Barra) - Eriskay				
Year	Month	Last Year	This Year	Variance %
2023	November	2,095	2,112	0.8 %
2023	December	1,950	1,331	-31.7 %
2024	January	1,650	1,441	-12.7 %
2024	February	1,986	1,996	0.5 %
2024	March	3,012	2,852	-5.3 %
2024	April	5,352	4,541	-15.2 %
2024	May	9,250	8,418	-9.0 %
2024	June	10,943	8,344	-23.8 %
2024	July	10,994	9,019	-18.0 %
2024	August	8,594	8,424	-2.0 %
2024	September	6,685	6,844	2.4 %
Total		65,348	58,088	-11.1 %

Cars Ardmhor (Barra) - Eriskay				
Year	Month	Last Year	This Year	Variance %
2023	November	1,233	1,259	2.1 %
2023	December	1,142	801	-29.9 %
2024	January	959	904	-5.7 %
2024	February	1,090	1,209	10.9 %
2024	March	1,605	1,656	3.2 %
2024	April	2,357	2,162	-8.3 %
2024	May	3,600	3,362	-6.6 %
2024	June	4,092	3,187	-22.1 %
2024	July	3,851	3,324	-13.7 %
2024	August	3,206	3,167	-1.2 %
2024	September	2,665	2,940	10.3 %
Total		27,258	25,478	-6.5 %

Coach Metres Ardmhor (Barra) - Eriskay				
Year	Month	Last Year	This Year	Variance %
2023	November	28.5	13.0	-54.4 %
2023	December	19.6	21.0	7.1 %
2024	January	13.0	0.0	-100.0 %
2024	February	10.0	0.0	-100.0 %
2024	March	32.0	29.0	-9.4 %
2024	April	98.0	51.0	-48.0 %
2024	May	124.5	69.7	-44.0 %
2024	June	211.0	187.5	-11.1 %
2024	July	209.0	215.0	2.9 %
2024	August	145.1	75.0	-48.3 %
2024	September	175.0	285.5	63.1 %
Total		1,090.7	993.8	-8.9 %

Commercial Vehicle Metres Ardmhor (Barra) - Eriskay				
Year	Month	Last Year	This Year	Variance %
2023	November	819.7	553.0	-32.5 %
2023	December	731.0	454.5	-37.8 %
2024	January	827.0	786.0	-5.0 %
2024	February	664.5	628.0	-5.5 %
2024	March	1,151.5	654.0	-43.2 %
2024	April	1,067.5	898.5	-15.8 %
2024	May	1,377.5	835.0	-39.4 %
2024	June	1,417.4	639.5	-54.9 %
2024	July	1,144.3	604.5	-47.2 %
2024	August	737.7	1,130.2	53.2 %
2024	September	808.5	836.5	3.5 %
Total		11,357.0	8,662.7	-23.7 %



Mallaig - Lochboisdale

Contractual Carrying Groups



This Month YoY

300

LY: 2,150 (-86%)

YoY

25,060

LY: 26,398 (-5.1%)



This Month YoY

135

LY: 934 (-85.5%)

YoY

10,884

LY: 10,757 (+1.2%)



This Month YoY

0.0

LY: 12.0 (-100%)

YoY

202.8

LY: 288.0 (-29.6%)



This Month YoY

32.8

LY: 339.2 (-90.3%)

YoY

3.1K

LY: 3.4K (-9.7%)

Passengers Mallaig - Lochboisdale				
Year	Month	Last Year	This Year	Variance %
2023	November	189	196	3.7 %
2023	December	332	417	25.6 %
2024	January	174		-100.0 %
2024	February	461	674	46.2 %
2024	March	920	1,126	22.4 %
2024	April	1,712	1,707	-0.3 %
2024	May	948	2,197	131.8 %
2024	June	668	5,456	716.8 %
2024	July	7,915	7,091	-10.4 %
2024	August	6,744	3,014	-55.3 %
2024	September	4,185	2,882	-31.1 %
Total		26,398	25,060	-5.1 %

Cars Mallaig - Lochboisdale				
Year	Month	Last Year	This Year	Variance %
2023	November	88	106	20.5 %
2023	December	204	234	14.7 %
2024	January	155		-100.0 %
2024	February	238	321	34.9 %
2024	March	471	526	11.7 %
2024	April	707	794	12.3 %
2024	May	486	987	103.1 %
2024	June	249	2,470	892.0 %
2024	July	2,759	2,693	-2.4 %
2024	August	2,599	1,213	-53.3 %
2024	September	1,867	1,405	-24.7 %
Total		10,757	10,884	1.2 %

Coach Metres Mallaig - Lochboisdale				
Year	Month	Last Year	This Year	Variance %
2023	November	0.0	6.6	0.0 %
2023	December	0.0	0.0	0.0 %
2024	January	0.0		0.0 %
2024	February	0.0	0.0	0.0 %
2024	March	0.0	0.0	0.0 %
2024	April	0.0	14.0	0.0 %
2024	May	26.5	12.6	-52.5 %
2024	June	6.2	100.6	1527.8 %
2024	July	68.0	21.5	-68.4 %
2024	August	131.8	0.0	-100.0 %
2024	September	43.5	47.5	9.2 %
Total		288.0	202.8	-29.6 %

Commercial Vehicle Metres Mallaig - Lochboisdale				
Year	Month	Last Year	This Year	Variance %
2023	November	49.0	45.5	-7.1 %
2023	December	48.4	140.2	189.7 %
2024	January	81.0		-100.0 %
2024	February	201.3	902.5	348.3 %
2024	March	791.5	84.4	-89.3 %
2024	April	250.0	223.0	-10.8 %
2024	May	91.2	329.9	261.7 %
2024	June	106.0	415.9	292.4 %
2024	July	488.0	294.1	-39.7 %
2024	August	427.5	260.2	-39.1 %
2024	September	576.8	388.1	-32.7 %
Total		3,449.9	3,116.6	-9.7 %

Oban - Castlebay/Lochboisdale

Contractual Carrying Groups



This Month YoY

2,603

LY: 2,924 (-11%)

YoY

49,221

LY: 49,167 (+0.1%)



This Month YoY

1,147

LY: 1,314 (-12.7%)

YoY

19,447

LY: 19,494 (-0.2%)



This Month YoY

16.0

LY: 25.0 (-36%)

YoY

160.1

LY: 237.5 (-32.6%)



This Month YoY

953.7

LY: 1.2K (-20.2%)

YoY

14.7K

LY: 16.8K (-12.5%)

Passengers Oban - Castlebay/Lochboisdale				
Year	Month	Last Year	This Year	Variance %
2023	November	1,636	2,355	43.9 %
2023	December	1,450	1,796	23.9 %
2024	January	1,616	1,621	0.3 %
2024	February	1,398	1,213	-13.2 %
2024	March	2,281	1,932	-15.3 %
2024	April	5,082	3,527	-30.6 %
2024	May	6,477	7,090	9.5 %
2024	June	6,189	6,039	-2.4 %
2024	July	8,661	7,555	-12.8 %
2024	August	6,860	8,451	23.2 %
2024	September	4,593	5,039	9.7 %
Total		49,167	49,221	0.1 %

Cars Oban - Castlebay/Lochboisdale				
Year	Month	Last Year	This Year	Variance %
2023	November	818	1,256	53.5 %
2023	December	704	876	24.4 %
2024	January	846	834	-1.4 %
2024	February	682	627	-8.1 %
2024	March	1,147	902	-21.4 %
2024	April	1,909	1,395	-26.9 %
2024	May	2,478	2,635	6.3 %
2024	June	2,420	2,114	-12.6 %
2024	July	2,998	2,438	-18.7 %
2024	August	2,335	3,109	33.1 %
2024	September	1,843	2,114	14.7 %
Total		19,494	19,447	-0.2 %

Coach Metres Oban - Castlebay/Lochboisdale				
Year	Month	Last Year	This Year	Variance %
2023	November	28.5	13.2	-53.7 %
2023	December	7.0	7.0	0.0 %
2024	January	6.0	6.5	8.3 %
2024	February	0.0	0.0	0.0 %
2024	March	7.2	6.6	-8.3 %
2024	April	35.7	31.2	-12.6 %
2024	May	47.1	14.0	-70.3 %
2024	June	24.8	0.0	-100.0 %
2024	July	41.0	12.0	-70.7 %
2024	August	0.0	27.5	0.0 %
2024	September	15.2	26.1	71.7 %
Total		237.5	160.1	-32.6 %

Commercial Vehicle Metres Oban - Castlebay/Lochboisdale				
Year	Month	Last Year	This Year	Variance %
2023	November	1,256.0	1,777.5	41.5 %
2023	December	1,115.2	1,187.2	6.5 %
2024	January	1,263.1	888.4	-29.7 %
2024	February	1,301.4	912.1	-29.9 %
2024	March	1,929.4	1,149.1	-40.4 %
2024	April	1,425.7	899.7	-36.9 %
2024	May	1,381.4	1,408.6	2.0 %
2024	June	1,336.0	1,104.1	-17.4 %
2024	July	1,430.0	995.9	-30.4 %
2024	August	1,746.7	1,729.4	-1.0 %
2024	September	1,423.3	1,701.8	19.6 %
Total		16,803.9	14,707.5	-12.5 %



Cars



Ardmhor (Barra) - Eriskay

Year	Month	Last Year	This Year	Var %
2023	November	875	561	-35.9 %
2023	December	892	355	-60.2 %
2024	January	741	467	-37.0 %
2024	February	897	530	-40.9 %
2024	March	1,236	776	-37.2 %
2024	April	1,829	1,238	-32.3 %
2024	May	1,680	1,453	-13.5 %
2024	June	1,571	1,684	7.2 %
2024	July	1,293	1,732	34.0 %
2024	August	1,385	2,110	52.3 %
2024	September	1,041	1,491	43.2 %
2024	October	599	839	40.1 %
Total		14,039	13,236	-5.7 %

Mallaig - Lochboisdale


Year	Month	Last Year	This Year	Var %
2023	November	73	82	12.3 %
2023	December	187	185	-1.1 %
2024	January	137		-100.0 %
2024	February	195	294	50.8 %
2024	March	387	435	12.4 %
2024	April	608	682	12.2 %
2024	May	532	1,144	115.0 %
2024	June	167	2,003	1099.4 %
2024	July	2,225	2,472	11.1 %
2024	August	1,988	1,047	-47.3 %
2024	September	1,530	1,184	-22.6 %
2024	October	732	108	-85.2 %
Total		8,761	9,636	10.0 %

Oban - Castlebay/Lochboisdale

Year	Month	Last Year	This Year	Var %
2023	November	645	972	50.7 %
2023	December	583	748	28.3 %
2024	January	669	690	3.1 %
2024	February	516	528	2.3 %
2024	March	863	745	-13.7 %
2024	April	1,377	1,319	-4.2 %
2024	May	1,271	2,070	62.9 %
2024	June	1,156	1,875	62.2 %
2024	July	1,987	2,265	14.0 %
2024	August	1,315	2,408	83.1 %
2024	September	1,182	1,534	29.8 %
2024	October	1,012	924	-8.7 %
Total		12,576	16,078	27.8 %



LGVs



Ardmhor (Barra) - Eriskay				
Year	Month	Last Year	This Year	Var %
2023	November	298	165	-44.6 %
2023	December	224	119	-46.9 %
2024	January	189	138	-27.0 %
2024	February	174	158	-9.2 %
2024	March	321	218	-32.1 %
2024	April	328	203	-38.1 %
2024	May	272	165	-39.3 %
2024	June	166	167	0.6 %
2024	July	126	185	46.8 %
2024	August	145	211	45.5 %
2024	September	103	211	104.9 %
2024	October	105	151	43.8 %
Total		2,451	2,091	-14.7 %

Mallaig - Lochboisdale				
Year	Month	Last Year	This Year	Var %
2023	November	13	15	15.4 %
2023	December	13	23	76.9 %
2024	January	13		-100.0 %
2024	February	29	42	44.8 %
2024	March	70	51	-27.1 %
2024	April	73	56	-23.3 %
2024	May	70	102	45.7 %
2024	June	22	183	731.8 %
2024	July	148	146	-1.4 %
2024	August	154	66	-57.1 %
2024	September	124	114	-8.1 %
2024	October	78	10	-87.2 %
Total		807	808	0.1 %

Oban - Castlebay/Lochboisdale				
Year	Month	Last Year	This Year	Var %
2023	November	147	151	2.7 %
2023	December	102	86	-15.7 %
2024	January	151	79	-47.7 %
2024	February	139	88	-36.7 %
2024	March	231	109	-52.8 %
2024	April	260	139	-46.5 %
2024	May	206	194	-5.8 %
2024	June	140	153	9.3 %
2024	July	163	160	-1.8 %
2024	August	129	144	11.6 %
2024	September	117	183	56.4 %
2024	October	129	126	-2.3 %
Total		1,914	1,612	-15.8 %



Motorhomes



Ardmhor (Barra) - Eriskay				
Year	Month	Last Year	This Year	Var %
2023	November	7	13	85.7 %
2023	December	4	3	-25.0 %
2024	January	2	13	550.0 %
2024	February	1	8	700.0 %
2024	March	20	51	155.0 %
2024	April	137	212	54.7 %
2024	May	265	513	93.6 %
2024	June	358	415	15.9 %
2024	July	210	358	70.5 %
2024	August	234	390	66.7 %
2024	September	256	416	62.5 %
2024	October	49	69	40.8 %
Total		1,543	2,461	59.5 %

Mallaig - Lochboisdale				
Year	Month	Last Year	This Year	Var %
2023	November	1	0	-100.0 %
2023	December	1	4	300.0 %
2024	January	1		-100.0 %
2024	February	1	1	0.0 %
2024	March	5	27	440.0 %
2024	April	21	37	76.2 %
2024	May	103	144	39.8 %
2024	June	15	226	1406.7 %
2024	July	161	205	27.3 %
2024	August	202	76	-62.4 %
2024	September	202	151	-25.2 %
2024	October	29	6	-79.3 %
Total		742	877	18.2 %

Oban - Castlebay/Lochboisdale				
Year	Month	Last Year	This Year	Var %
2023	November	10	26	160.0 %
2023	December	1	11	1000.0 %
2024	January	11	17	54.5 %
2024	February	8	15	87.5 %
2024	March	23	49	113.0 %
2024	April	236	245	3.8 %
2024	May	383	697	82.0 %
2024	June	244	459	88.1 %
2024	July	307	416	35.5 %
2024	August	236	449	90.3 %
2024	September	281	385	37.0 %
2024	October	64	80	25.0 %
Total		1,804	2,849	57.9 %



Reliability & Punctuality



Reliability

Route		Ardmhor (Barra) - Eriskay		Mallaig - Lochboisdale		Oban - Castlebay/Lochboisdale	
Year	Month	Contractual	Actual	Contractual	Actual	Contractual	Actual
2023	November	96.4%	79.0%	100.0%	66.7%	99.0%	81.6%
	December	100.0%	70.6%	84.4%	34.4%	93.3%	71.7%
2024	January	100.0%	84.7%	100.0%	100.0%	100.0%	62.8%
	February	97.7%	89.5%	100.0%	100.0%	81.7%	58.5%
	March	100.0%	90.8%	100.0%	75.0%	100.0%	60.0%
	April	100.0%	92.5%	92.5%	38.8%	86.7%	76.7%
	May	98.7%	98.7%	100.0%	58.5%	100.0%	100.0%
	June	96.6%	95.3%	100.0%	89.3%	100.0%	96.7%
	July	95.8%	95.5%	100.0%	89.3%	100.0%	96.8%
	August	98.7%	94.7%	53.5%	43.0%	100.0%	96.8%
	September	98.6%	91.9%	100.0%	65.5%	100.0%	96.7%
	October	98.3%	81.0%	100.0%	9.4%	100.0%	80.4%
Total		98.4%	89.0%	91.9%	57.5%	96.6%	80.2%

Punctuality

Route		Ardmhor (Barra) - Eriskay		Mallaig - Lochboisdale		Oban - Castlebay/Lochboisdale	
Year	Month	Contractual	Actual	Contractual	Actual	Contractual	Actual
2023	November	100.0%	100.0%	100.0%	50.0%	97.5%	73.8%
	December	100.0%	99.5%	100.0%	36.4%	97.7%	72.1%
2024	January	100.0%	98.7%	100.0%	100.0%	90.7%	81.5%
	February	99.2%	97.5%	100.0%	100.0%	100.0%	79.2%
	March	99.2%	97.3%	100.0%	77.8%	95.2%	45.2%
	April	100.0%	99.6%	100.0%	71.0%	93.5%	89.1%
	May	99.3%	98.0%	100.0%	81.3%	100.0%	96.8%
	June	99.6%	99.3%	98.7%	85.3%	96.6%	84.5%
	July	98.0%	95.6%	97.3%	78.7%	93.3%	83.3%
	August	100.0%	100.0%	91.9%	78.4%	96.7%	85.0%
	September	100.0%	100.0%	98.2%	76.4%	100.0%	93.1%
	October	100.0%	98.8%	100.0%	16.7%	100.0%	84.4%
Total		99.6%	98.6%	98.1%	76.7%	96.8%	81.4%



Reliability & Punctuality Summary

Summary of Scheduled, Operated, Cancelled & Diverted Sailings
by Route & Leg

Year	Month	Route	Leg	Operated Sailings	Scheduled Sailings	Additional Sailings	Cancelled Sailings	Diverted Sailings
2024	October	Ardmhor (Barra) - Eriskay	Ardmhor-Eriskay	122	150	1	29	0
2024	October	Ardmhor (Barra) - Eriskay	Eriskay-Ardmhor	123	150	1	28	0
2024	October	Mallaig - Lochboisdale	Lochboisdale-Mallaig	0	26	0	26	0
2024	October	Mallaig - Lochboisdale	Lochboisdale-Oban	6	6	0	0	6
2024	October	Mallaig - Lochboisdale	Mallaig-Lochboisdale	0	32	0	32	0
2024	October	Oban - Castlebay/Lochboisdale	Castlebay-Lochboisdale	3		3	0	0
2024	October	Oban - Castlebay/Lochboisdale	Castlebay-Oban	23	28	1	6	0
2024	October	Oban - Castlebay/Lochboisdale	Lochboisdale-Castlebay	2		2	0	0
2024	October	Oban - Castlebay/Lochboisdale	Lochboisdale-Oban	1		1	0	0
2024	October	Oban - Castlebay/Lochboisdale	Oban-Castlebay	24	27	2	5	0
Total				309	420	15	126	7

Summary of Cancellations, Lateness & Relief Events
by Route & Leg

Year	Month	Route	Leg	Cancelled Sailings	Cancelled (Relief)	Cancelled (No Relief)	On Time	Level 1 Late	Level 1 (Relief)	Level 1 (No Relief)	Level 2 Late	Level 2 (Relief)	Level 2 (No Relief)
2024	October	Ardmhor (Barra) - Eriskay	Ardmhor-Eriskay	29	27	2	120	1	1	0	0	0	0
2024	October	Ardmhor (Barra) - Eriskay	Eriskay-Ardmhor	28	25	3	120	2	2	0	0	0	0
2024	October	Mallaig - Lochboisdale	Lochboisdale-Mallaig	26	26	0	0	0	0	0	0	0	0
2024	October	Mallaig - Lochboisdale	Lochboisdale-Oban	0	0	0	1	0	0	0	5	5	0
2024	October	Mallaig - Lochboisdale	Mallaig-Lochboisdale	32	32	0	0	0	0	0	0	0	0
2024	October	Oban - Castlebay/Lochboisdale	Castlebay-Lochboisdale	0	0	0	0	0	0	0	0	0	0
2024	October	Oban - Castlebay/Lochboisdale	Castlebay-Oban	6	6	0	18	1	1	0	3	3	0
2024	October	Oban - Castlebay/Lochboisdale	Lochboisdale-Castlebay	0	0	0	0	0	0	0	0	0	0
2024	October	Oban - Castlebay/Lochboisdale	Lochboisdale-Oban	0	0	0	0	0	0	0	0	0	0
2024	October	Oban - Castlebay/Lochboisdale	Oban-Castlebay	5	5	0	20	0	0	0	2	2	0
2024	October	Oban - Castlebay/Lochboisdale	Oban-Lochboisdale	0	0	0	0	0	0	0	1	1	0
Total				126	121	5	279	4	4	0	11	11	0