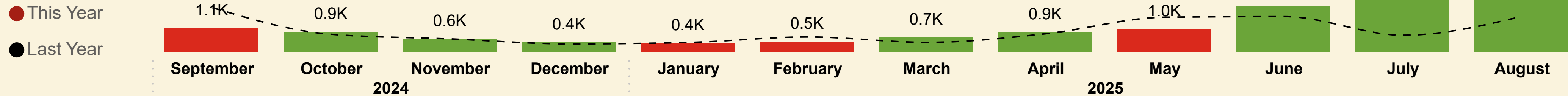




Shipped Passengers

Kennacraig - Islay/C'say/Oban



This Month YoY

2,793


LY: 1,599 (+74.67%)

YoY

13,697

LY: 11,574 (+18.3%)

Kennacraig - Islay



This Month YoY

26,116

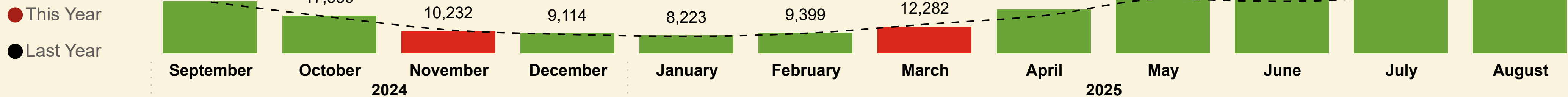
LY: 25,732 (+1.49%)

YoY

203,313

LY: 197,562 (+2.9%)

Islay Total



This Month YoY

28,909

LY: 27,331 (+5.77%)

YoY

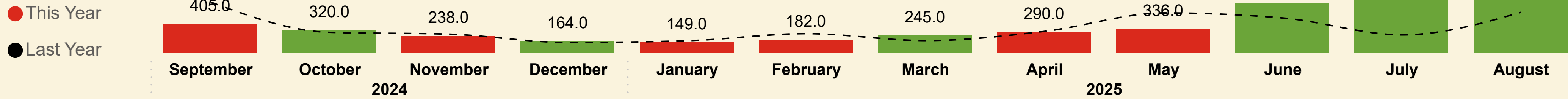
217,010

LY: 209,136 (+3.8%)



Shipped Cars

Kennacraig - Islay/C'say/Oban



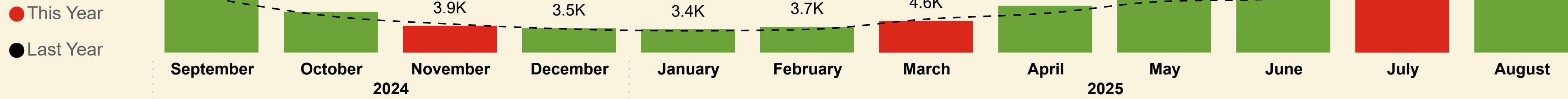
This Month YoY

875
LY: 570 (+53.51%)

YoY

4,702
LY: 4,179 (+12.5%)

Kennacraig - Islay



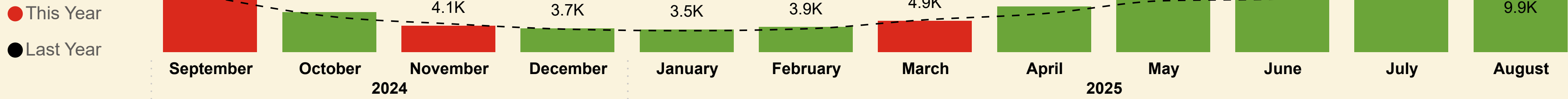
This Month YoY

9,023
LY: 8,621 (+4.66%)

YoY

73,422
LY: 70,593 (+4%)

Islay Total



This Month YoY

9,898
LY: 9,191 (+7.69%)

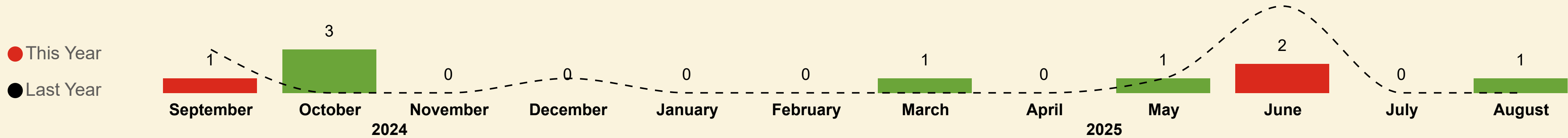
YoY

78,124
LY: 74,772 (+4.5%)



Shipped Coaches

Kennacraig - Islay/C'say/Oban



This Month YoY

1

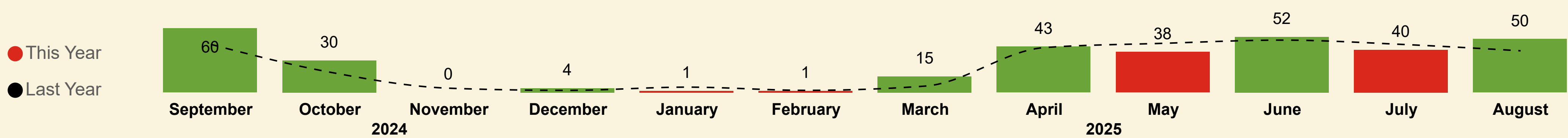
LY: 0

YoY

9

LY: 11 (-18.2%)

Kennacraig - Islay



This Month YoY

50

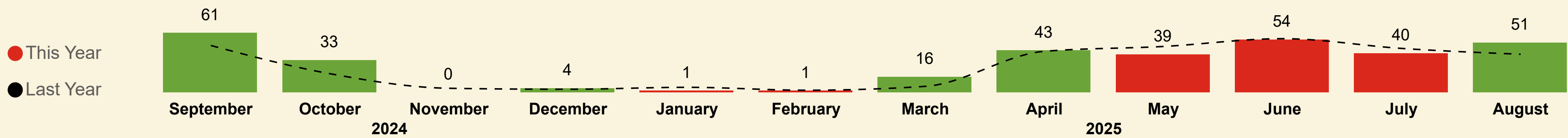
LY: 39 (+28.21%)

YoY

334

LY: 304 (+9.9%)

Islay Total



This Month YoY

51

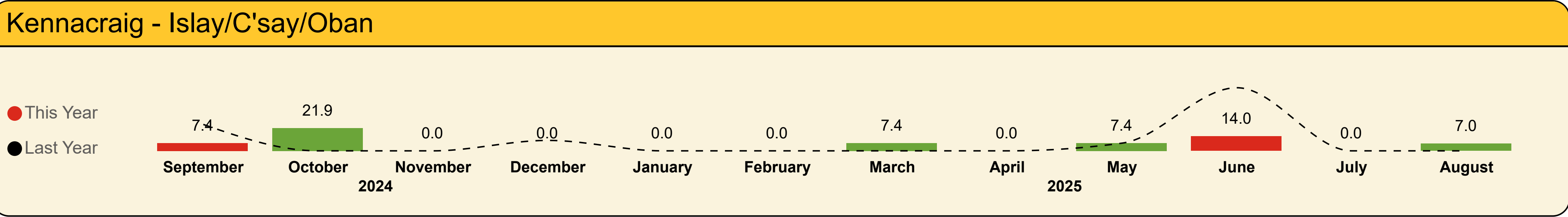
LY: 39 (+30.77%)

YoY

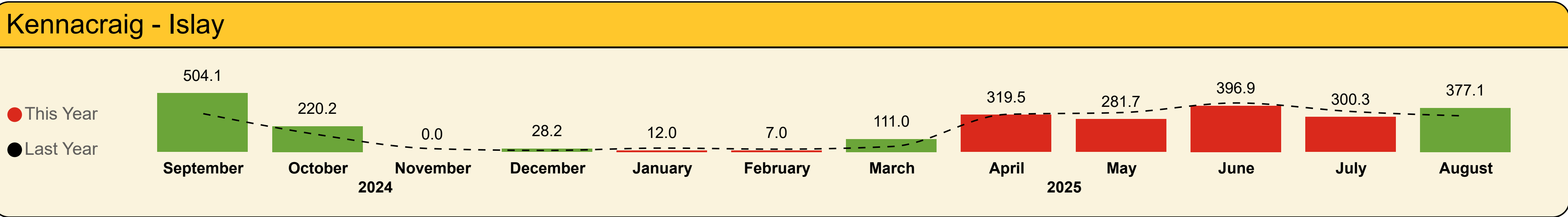
343

LY: 315 (+8.9%)

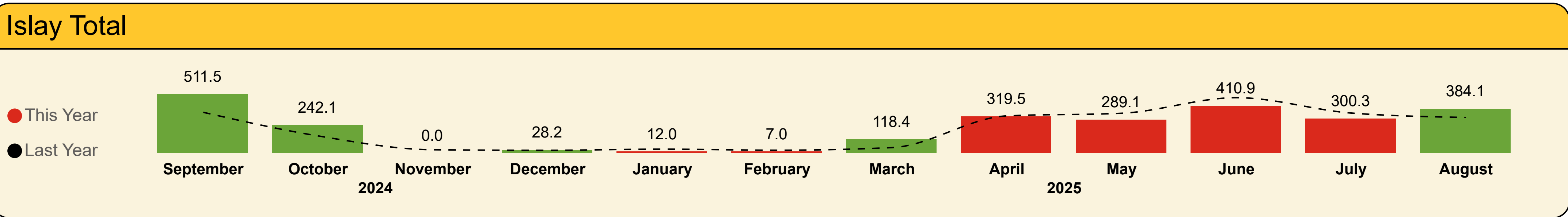
Shipped Coach Metres



This Month YoY
7.0 LY: 0.0
YoY
65.1 LY: 103.2 (-36.9%)



This Month YoY
377.1 LY: 308.7 (+22.2%)
YoY
2.6K LY: 2.4K (+8.5%)

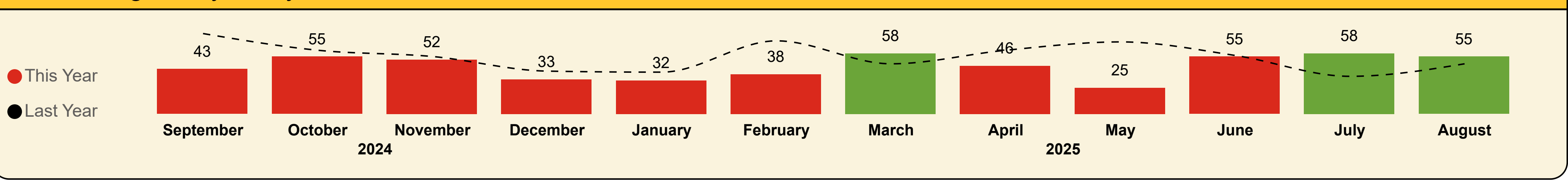


This Month YoY
384.1 LY: 308.7 (+24.4%)
YoY
2.6K LY: 2.5K (+6.6%)



Shipped Commercial Vehicles

Kennacraig - Islay/C'say/Oban



This Month YoY

55

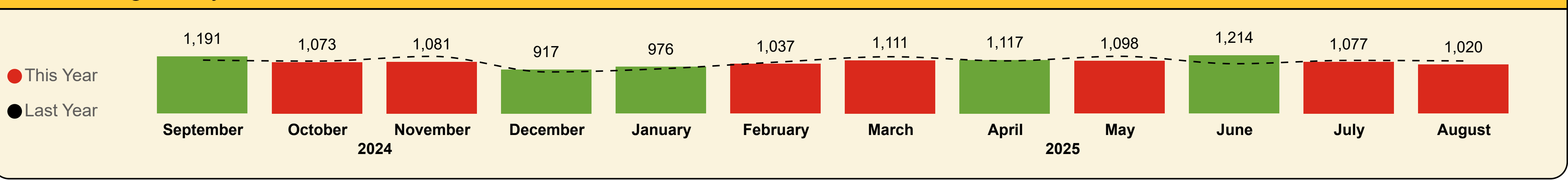
LY: 48 (+14.6%)

YoY

550

LY: 662 (-16.9%)

Kennacraig - Islay



This Month YoY

1,020

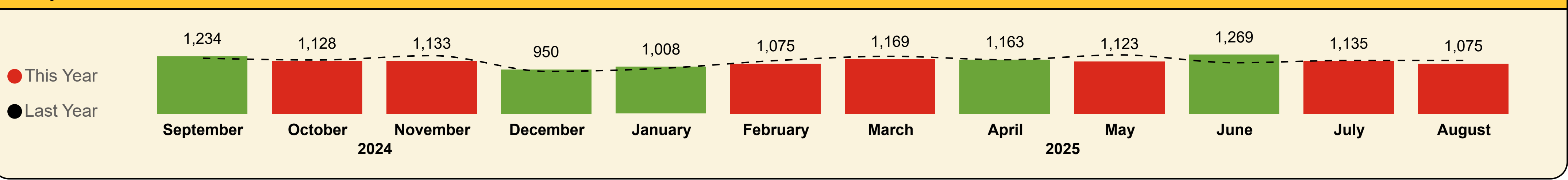
LY: 1,097 (-7%)

YoY

12,912

LY: 12,999 (-0.7%)

Islay Total



This Month YoY

1,075

LY: 1,145 (-6.1%)

YoY

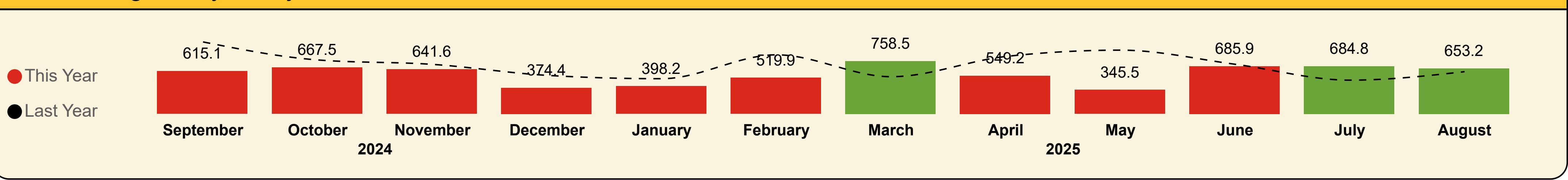
13,462

LY: 13,661 (-1.5%)



Shipped Commercial Vehicle Metres

Kennacraig - Islay/C'say/Oban



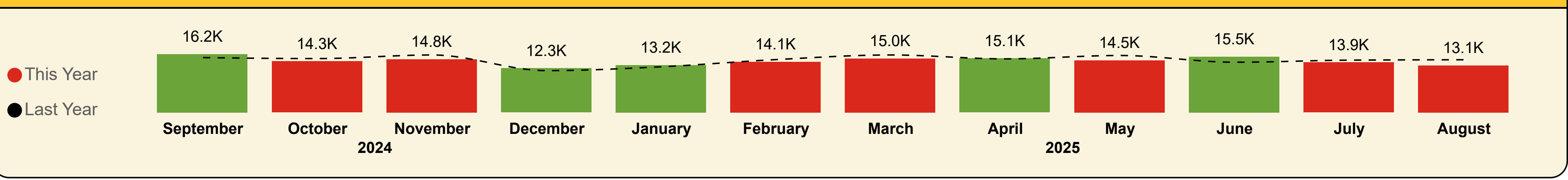
This Month YoY

653.2
LY: 606.7 (+7.7%)

YoY

6.9K
LY: 8.5K (-19%)

Kennacraig - Islay



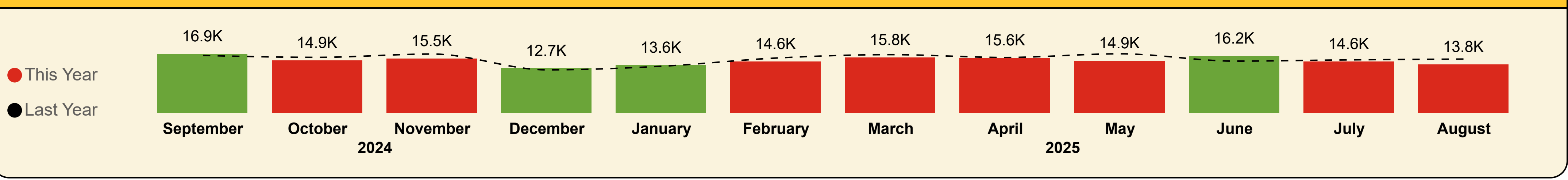
This Month YoY

13.1K
LY: 14.7K (-10.8%)

YoY

172.2K
LY: 175.6K (-2%)

Islay Total



This Month YoY

13.8K
LY: 15.3K (-10.1%)

YoY

179.1K
LY: 184.2K (-2.8%)

Islay Total

Contractual Carrying Groups



This Month YoY

28,909

LY: 27,331 (+5.8%)

YoY

217,010

LY: 209,136 (+3.8%)



This Month YoY

9,898

LY: 9,191 (+7.7%)

YoY

78,124

LY: 74,772 (+4.5%)



This Month YoY

384.1

LY: 308.7 (+24.4%)

YoY

2.6K

LY: 2.5K (+6.6%)



This Month YoY

13.8K

LY: 15.3K (-10.1%)

YoY

179.1K

LY: 184.2K (-2.8%)

Passengers

Year	Month	Last Year	This Year	Variance %
2024	September	23,520	23,818	1.3 %
2024	October	16,715	17,333	3.7 %
2024	November	10,734	10,232	-4.7 %
2024	December	8,699	9,114	4.8 %
2025	January	7,810	8,223	5.3 %
2025	February	9,242	9,399	1.7 %
2025	March	13,318	12,282	-7.8 %
2025	April	17,342	20,125	16.0 %
2025	May	24,869	25,656	3.2 %
2025	June	23,841	24,717	3.7 %
2025	July	25,715	27,202	5.8 %
2025	August	27,331	28,909	5.8 %
Total		209,136	217,010	3.8 %

Cars

Year	Month	Last Year	This Year	Variance %
2024	September	8,615	8,384	-2.7 %
2024	October	5,565	6,227	11.9 %
2024	November	4,413	4,113	-6.8 %
2024	December	3,559	3,680	3.4 %
2025	January	3,324	3,533	6.3 %
2025	February	3,627	3,909	7.8 %
2025	March	5,033	4,868	-3.3 %
2025	April	6,016	7,125	18.4 %
2025	May	8,017	8,405	4.8 %
2025	June	8,286	8,747	5.6 %
2025	July	9,126	9,235	1.2 %
2025	August	9,191	9,898	7.7 %
Total		74,772	78,124	4.5 %

Coach Metres

Year	Month	Last Year	This Year	Variance %
2024	September	353.3	511.5	44.8 %
2024	October	148.3	242.1	63.3 %
2024	November	28.0	0.0	-100.0 %
2024	December	23.4	28.2	20.5 %
2025	January	33.3	12.0	-64.0 %
2025	February	24.0	7.0	-70.8 %
2025	March	46.9	118.4	152.5 %
2025	April	322.3	319.5	-0.9 %
2025	May	345.2	289.1	-16.3 %
2025	June	480.4	410.9	-14.5 %
2025	July	346.9	300.3	-13.4 %
2025	August	308.7	384.1	24.4 %
Total		2,460.7	2,623.1	6.6 %

Commercial Vehicle Metres

Year	Month	Last Year	This Year	Variance %
2024	September	16,333.8	16,861.1	3.2 %
2024	October	15,800.5	14,917.7	-5.6 %
2024	November	16,742.2	15,478.0	-7.6 %
2024	December	12,213.4	12,682.3	3.8 %
2025	January	13,243.2	13,585.3	2.6 %
2025	February	15,595.6	14,627.8	-6.2 %
2025	March	16,564.2	15,801.7	-4.6 %
2025	April	15,767.8	15,641.0	-0.8 %
2025	May	16,802.2	14,862.9	-11.5 %
2025	June	14,719.5	16,211.7	10.1 %
2025	July	15,070.4	14,629.9	-2.9 %
2025	August	15,299.3	13,759.5	-10.1 %
Total		184,152.1	179,058.7	-2.8 %

Kennacraig - Islay/C'say/Oban

Contractual Carrying Groups



This Month YoY

2,793

LY: 1,599 (+74.7%)

YoY

13,697

LY: 11,574 (+18.3%)



This Month YoY

875

LY: 570 (+53.5%)

YoY

4,702

LY: 4,179 (+12.5%)



This Month YoY

7.0

LY: 0.0

YoY

65.1

LY: 103.2 (-36.9%)



This Month YoY

653.2

LY: 606.7 (+7.7%)

YoY

6.9K

LY: 8.5K (-19%)

Passengers

Year	Month	Last Year	This Year	Variance %
2024	September	1,985	1,059	-46.6 %
2024	October	792	906	14.4 %
2024	November	587	589	0.3 %
2024	December	362	437	20.7 %
2025	January	427	398	-6.8 %
2025	February	675	468	-30.7 %
2025	March	431	652	51.3 %
2025	April	819	890	8.7 %
2025	May	1,557	1,022	-34.4 %
2025	June	1,587	2,054	29.4 %
2025	July	753	2,429	222.6 %
2025	August	1,599	2,793	74.7 %
Total		11,574	13,697	18.3 %

Cars

Year	Month	Last Year	This Year	Variance %
2024	September	712	405	-43.1 %
2024	October	286	320	11.9 %
2024	November	261	238	-8.8 %
2024	December	143	164	14.7 %
2025	January	168	149	-11.3 %
2025	February	268	182	-32.1 %
2025	March	170	245	44.1 %
2025	April	301	290	-3.7 %
2025	May	560	336	-40.0 %
2025	June	489	694	41.9 %
2025	July	251	804	220.3 %
2025	August	570	875	53.5 %
Total		4,179	4,702	12.5 %

Coach Metres

Year	Month	Last Year	This Year	Variance %
2024	September	25.3	7.4	-70.8 %
2024	October	0.0	21.9	0.0 %
2024	November	0.0	0.0	0.0 %
2024	December	10.0	0.0	-100.0 %
2025	January	0.0	0.0	0.0 %
2025	February	0.0	0.0	0.0 %
2025	March	0.0	7.4	0.0 %
2025	April	0.0	0.0	0.0 %
2025	May	7.4	7.4	0.0 %
2025	June	60.5	14.0	-76.9 %
2025	July	0.0	0.0	0.0 %
2025	August	0.0	7.0	0.0 %
Total		103.2	65.1	-36.9 %

Commercial Vehicle Metres

Year	Month	Last Year	This Year	Variance %
2024	September	1,034.7	615.1	-40.6 %
2024	October	775.3	667.5	-13.9 %
2024	November	712.0	641.6	-9.9 %
2024	December	553.7	374.4	-32.4 %
2025	January	505.6	398.2	-21.2 %
2025	February	849.0	519.9	-38.8 %
2025	March	534.4	758.5	41.9 %
2025	April	825.3	549.2	-33.5 %
2025	May	916.3	345.5	-62.3 %
2025	June	713.2	685.9	-3.8 %
2025	July	484.8	684.8	41.3 %
2025	August	606.7	653.2	7.7 %
Total		8,511.0	6,893.8	-19.0 %

Kennacraig - Islay

Contractual Carrying Groups



This Month YoY

26,116

LY: 25,732 (+1.5%)

YoY

203,313

LY: 197,562 (+2.9%)



This Month YoY

9,023

LY: 8,621 (+4.7%)

YoY

73,422

LY: 70,593 (+4%)



This Month YoY

377.1

LY: 308.7 (+22.2%)

YoY

2.6K

LY: 2.4K (+8.5%)



This Month YoY

13.1K

LY: 14.7K (-10.8%)

YoY

172.2K

LY: 175.6K (-2%)

Passengers

Year	Month	Last Year	This Year	Variance %
2024	September	21,535	22,759	5.7 %
2024	October	15,923	16,427	3.2 %
2024	November	10,147	9,643	-5.0 %
2024	December	8,337	8,677	4.1 %
2025	January	7,383	7,825	6.0 %
2025	February	8,567	8,931	4.2 %
2025	March	12,887	11,630	-9.8 %
2025	April	16,523	19,235	16.4 %
2025	May	23,312	24,634	5.7 %
2025	June	22,254	22,663	1.8 %
2025	July	24,962	24,773	-0.8 %
2025	August	25,732	26,116	1.5 %
Total		197,562	203,313	2.9 %

Cars

Year	Month	Last Year	This Year	Variance %
2024	September	7,903	7,979	1.0 %
2024	October	5,279	5,907	11.9 %
2024	November	4,152	3,875	-6.7 %
2024	December	3,416	3,516	2.9 %
2025	January	3,156	3,384	7.2 %
2025	February	3,359	3,727	11.0 %
2025	March	4,863	4,623	-4.9 %
2025	April	5,715	6,835	19.6 %
2025	May	7,457	8,069	8.2 %
2025	June	7,797	8,053	3.3 %
2025	July	8,875	8,431	-5.0 %
2025	August	8,621	9,023	4.7 %
Total		70,593	73,422	4.0 %

Coach Metres

Year	Month	Last Year	This Year	Variance %
2024	September	328.0	504.1	53.7 %
2024	October	148.3	220.2	48.5 %
2024	November	28.0	0.0	-100.0 %
2024	December	13.4	28.2	110.4 %
2025	January	33.3	12.0	-64.0 %
2025	February	24.0	7.0	-70.8 %
2025	March	46.9	111.0	136.7 %
2025	April	322.3	319.5	-0.9 %
2025	May	337.8	281.7	-16.6 %
2025	June	419.9	396.9	-5.5 %
2025	July	346.9	300.3	-13.4 %
2025	August	308.7	377.1	22.2 %
Total		2,357.5	2,558.0	8.5 %

Commercial Vehicle Metres

Year	Month	Last Year	This Year	Variance %
2024	September	15,299.1	16,246.0	6.2 %
2024	October	15,025.2	14,250.2	-5.2 %
2024	November	16,030.2	14,836.4	-7.4 %
2024	December	11,659.7	12,307.9	5.6 %
2025	January	12,737.6	13,187.1	3.5 %
2025	February	14,746.6	14,107.9	-4.3 %
2025	March	16,029.8	15,043.2	-6.2 %
2025	April	14,942.5	15,091.8	1.0 %
2025	May	15,885.9	14,517.4	-8.6 %
2025	June	14,006.3	15,525.8	10.8 %
2025	July	14,585.6	13,945.1	-4.4 %
2025	August	14,692.6	13,106.3	-10.8 %
Total		175,641.1	172,164.9	-2.0 %



Cars




Kennacraig - Islay/C'say/Oban				
Year	Month	Last Year	This Year	Var %
2024	September	288	192	-33.3 %
2024	October	110	115	4.5 %
2024	November	72	83	15.3 %
2024	December	74	103	39.2 %
2025	January	27	49	81.5 %
2025	February	85	95	11.8 %
2025	March	63	150	138.1 %
2025	April	141	169	19.9 %
2025	May	277	195	-29.6 %
2025	June	333	543	63.1 %
2025	July	194	667	243.8 %
2025	August	301	764	153.8 %
Total		1,965	3,125	59.0 %

Kennacraig - Islay				
Year	Month	Last Year	This Year	Var %
2024	September	5,939	6,498	9.4 %
2024	October	4,052	4,560	12.5 %
2024	November	3,097	2,986	-3.6 %
2024	December	2,635	2,880	9.3 %
2025	January	2,334	2,582	10.6 %
2025	February	2,642	2,897	9.7 %
2025	March	3,751	3,674	-2.1 %
2025	April	4,562	5,531	21.2 %
2025	May	5,885	6,292	6.9 %
2025	June	6,368	6,496	2.0 %
2025	July	7,107	6,906	-2.8 %
2025	August	7,083	7,643	7.9 %
Total		55,455	58,945	6.3 %



LGVs



Kennacraig - Islay/C'say/Oban				
Year	Month	Last Year	This Year	Var %
2024	September	18	18	0.0 %
2024	October	15	19	26.7 %
2024	November	11	16	45.5 %
2024	December	4	4	0.0 %
2025	January	2	11	450.0 %
2025	February	6	14	133.3 %
2025	March	7	19	171.4 %
2025	April	22	25	13.6 %
2025	May	33	13	-60.6 %
2025	June	33	56	69.7 %
2025	July	17	62	264.7 %
2025	August	24	45	87.5 %
Total		192	302	57.3 %

Kennacraig - Islay				
Year	Month	Last Year	This Year	Var %
2024	September	480	662	37.9 %
2024	October	337	660	95.8 %
2024	November	427	665	55.7 %
2024	December	374	473	26.5 %
2025	January	404	588	45.5 %
2025	February	482	655	35.9 %
2025	March	700	723	3.3 %
2025	April	559	780	39.5 %
2025	May	542	857	58.1 %
2025	June	619	867	40.1 %
2025	July	798	846	6.0 %
2025	August	685	872	27.3 %
Total		6,407	8,648	35.0 %



Motorhomes



Kennacraig - Islay/C'say/Oban				
Year	Month	Last Year	This Year	Var %
2024	September	23	21	-8.7 %
2024	October	6	5	-16.7 %
2024	November	3	1	-66.7 %
2024	December	0	4	0.0 %
2025	January	2	1	-50.0 %
2025	February	4	4	0.0 %
2025	March	3	2	-33.3 %
2025	April	13	11	-15.4 %
2025	May	42	23	-45.2 %
2025	June	22	57	159.1 %
2025	July	14	55	292.9 %
2025	August	25	59	136.0 %
Total		157	243	54.8 %

Kennacraig - Islay				
Year	Month	Last Year	This Year	Var %
2024	September	385	486	26.2 %
2024	October	107	196	83.2 %
2024	November	83	74	-10.8 %
2024	December	37	48	29.7 %
2025	January	28	44	57.1 %
2025	February	28	53	89.3 %
2025	March	153	117	-23.5 %
2025	April	238	336	41.2 %
2025	May	528	706	33.7 %
2025	June	438	535	22.1 %
2025	July	366	455	24.3 %
2025	August	410	481	17.3 %
Total		2,801	3,531	26.1 %



Reliability & Punctuality



Reliability					
Route		Kennacraig - Islay		Kennacraig - Islay/C'say/Oban	
Year	Month	Contractual	Actual	Contractual	Actual
2024	September	100.0%	93.7%	100.0%	65.9%
	October	94.3%	88.7%	100.0%	53.1%
	November	100.0%	95.4%	100.0%	80.0%
	December	100.0%	89.8%	100.0%	62.5%
2025	January	100.0%	94.2%	100.0%	75.0%
	February	98.6%	93.8%	100.0%	75.0%
	March	100.0%	100.0%	100.0%	93.8%
	April	100.0%	97.7%	100.0%	100.0%
	May	99.3%	96.6%	71.4%	67.9%
	June	100.0%	97.8%	100.0%	100.0%
	July	97.8%	95.6%	98.3%	87.9%
	August	100.0%	92.1%	100.0%	95.9%

Punctuality					
Route		Kennacraig - Islay		Kennacraig - Islay/C'say/Oban	
Year	Month	Contractual	Actual	Contractual	Actual
2024	September	99.6%	94.1%	100.0%	82.8%
	October	98.5%	91.2%	100.0%	70.6%
	November	99.3%	95.1%	100.0%	75.0%
	December	98.5%	90.2%	100.0%	70.0%
2025	January	95.9%	94.6%	100.0%	50.0%
	February	96.3%	82.2%	100.0%	50.0%
	March	99.4%	93.1%	86.7%	46.7%
	April	98.8%	95.0%	100.0%	100.0%
	May	92.9%	80.5%	73.7%	73.7%
	June	99.2%	94.7%	97.7%	86.4%
	July	97.3%	86.3%	94.1%	68.6%
	August	98.1%	86.4%	100.0%	78.7%



Reliability & Punctuality Summary

Summary of Scheduled, Operated, Cancelled & Diverted Sailings by Route and Leg								
Year	Month	Route	Leg	Operated Sailings	Scheduled Sailings	Additional Sailings	Cancelled Sailings	Diverted Sailings
2025	August	Kennacraig - Islay	Kennacraig-Port Askaig	70	74	0	4	7
2025	August	Kennacraig - Islay	Kennacraig-Port Ellen	60	63	1	4	0
2025	August	Kennacraig - Islay	Port Askaig-Kennacraig	74	72	6	4	0
2025	August	Kennacraig - Islay	Port Ellen-Kennacraig	61	70	1	10	0
2025	August	Kennacraig - Islay/C'say/Oban	Colonsay-Kennacraig	1	1	0	0	1
2025	August	Kennacraig - Islay/C'say/Oban	Colonsay-Oban	8	8	0	0	0
2025	August	Kennacraig - Islay/C'say/Oban	Colonsay-Port Askaig	8	9	0	1	0
2025	August	Kennacraig - Islay/C'say/Oban	Kennacraig-Port Askaig	9	9	0	0	0
2025	August	Kennacraig - Islay/C'say/Oban	Oban-Colonsay	8	9	0	1	0
2025	August	Kennacraig - Islay/C'say/Oban	Port Askaig-Colonsay	9	9	0	0	0
2025	August	Kennacraig - Islay/C'say/Oban	Port Askaig-Kennacraig	4	4	0	0	0
Total				312	328	8	24	8



Reliability & Punctuality Summary

Summary of Cancellations, Lateness & Relief Events by Route and Leg

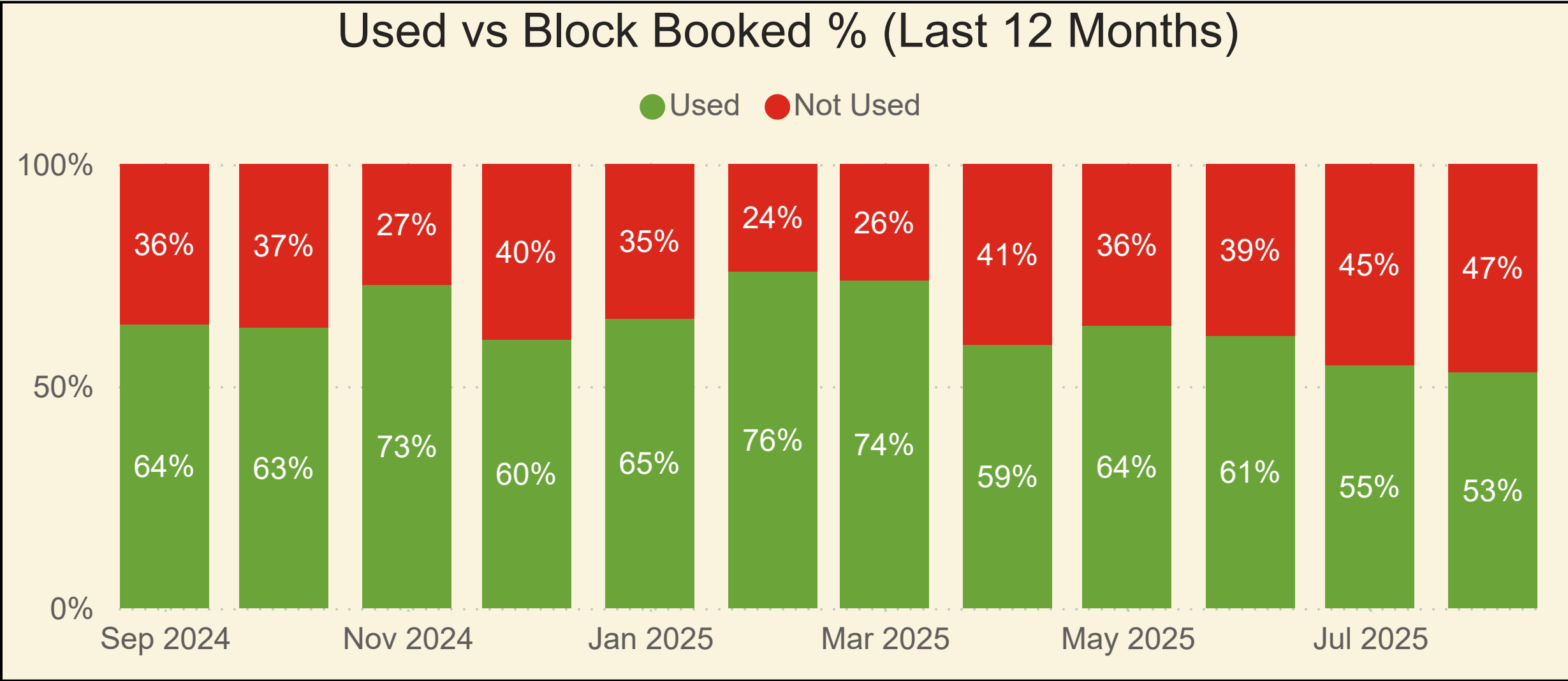
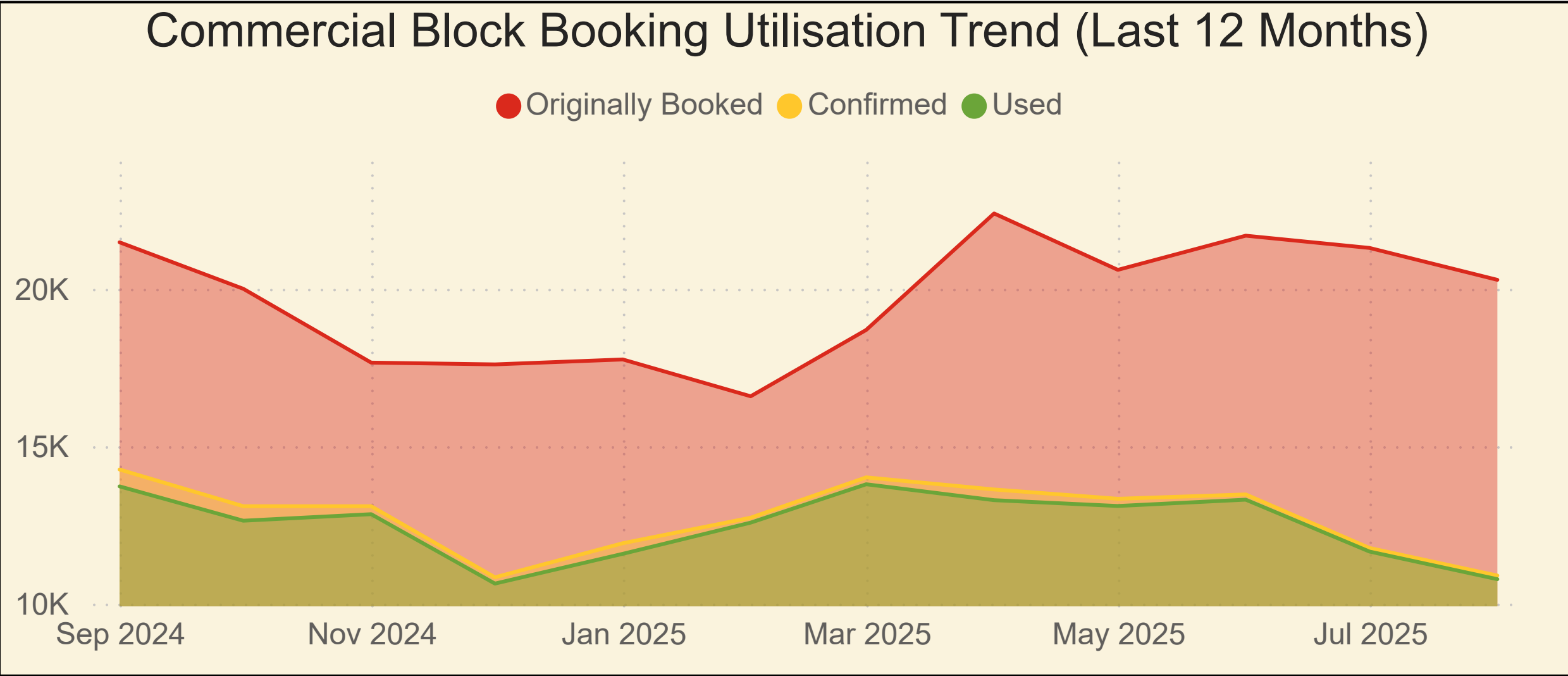
Year	Month	Route	Leg	Cancelled Sailings	Cancelled (Relief)	Cancelled (No Relief)	On Time	Level 1 Late	Level 1 (Relief)	Level 1 (No Relief)	Level 2 Late	Level 2 (Relief)	Level 2 (No Relief)
2025	August	Kennacraig - Islay	Kennacraig-Port Askaig	4	4	0	58	9	9	0	3	3	0
2025	August	Kennacraig - Islay	Kennacraig-Port Ellen	4	4	0	51	7	6	1	1	1	0
2025	August	Kennacraig - Islay	Port Askaig-Kennacraig	4	4	0	56	8	7	1	4	3	1
2025	August	Kennacraig - Islay	Port Ellen-Kennacraig	10	10	0	57	3	1	2	0	0	0
2025	August	Kennacraig - Islay/C'say/Oban	Colonsay-Kennacraig	0	0	0	0	1	1	0	0	0	0
2025	August	Kennacraig - Islay/C'say/Oban	Colonsay-Oban	0	0	0	8	0	0	0	0	0	0
2025	August	Kennacraig - Islay/C'say/Oban	Colonsay-Port Askaig	1	1	0	3	3	3	0	2	2	0
2025	August	Kennacraig - Islay/C'say/Oban	Kennacraig-Port Askaig	0	0	0	9	0	0	0	0	0	0
2025	August	Kennacraig - Islay/C'say/Oban	Oban-Colonsay	1	1	0	5	3	3	0	0	0	0
2025	August	Kennacraig - Islay/C'say/Oban	Port Askaig-Colonsay	0	0	0	9	0	0	0	0	0	0
2025	August	Kennacraig - Islay/C'say/Oban	Port Askaig-Kennacraig	0	0	0	3	0	0	0	1	1	0
Total				24	24	0	259	34	30	4	11	10	1



Commercial Block Booking Utilisation

Block Booked vs Utilised

Route Name	Month Year	Originally Booked	Booked 24hrs Prior	Confirmed	No Show	Used	Confirmed vs Block Booked	Used vs Confirmed	Used vs Block Booked
Kennacraig - Islay	Sep-2024	21,479	15,712	14,260	536	13,724	66%	96%	64%
Kennacraig - Islay	Oct-2024	20,001	14,595	13,094	461	12,633	65%	96%	63%
Kennacraig - Islay	Nov-2024	17,656	13,629	13,093	253	12,840	74%	98%	73%
Kennacraig - Islay	Dec-2024	17,600	11,720	10,835	200	10,635	62%	98%	60%
Kennacraig - Islay	Jan-2025	17,756	12,622	11,918	337	11,581	67%	97%	65%
Kennacraig - Islay	Feb-2025	16,587	13,489	12,729	157	12,572	77%	99%	76%
Kennacraig - Islay	Mar-2025	18,695	14,947	14,011	220	13,791	75%	98%	74%
Kennacraig - Islay	Apr-2025	22,395	15,043	13,626	340	13,286	61%	98%	59%
Kennacraig - Islay	May-2025	20,603	14,463	13,330	230	13,101	65%	98%	64%
Kennacraig - Islay	Jun-2025	21,689	14,984	13,468	167	13,302	62%	99%	61%
Kennacraig - Islay	Jul-2025	21,300	13,411	11,767	115	11,653	55%	99%	55%
Kennacraig - Islay	Aug-2025	20,286	11,717	10,890	115	10,775	54%	99%	53%
Total		236,046	166,332	153,023	3,129	149,894	65%	98%	64%



Note: This report shows block bookings made by block booking customers for any commercial vehicle over 6 metres in length or any LGV that consumes High Lane Metreage. It does not include any bookings on sailings that were cancelled by CalMac. High Lane Metreage refers to deck meterage for high vehicles such as Commercials or LGVs.