


Shipped Passengers

Total Mull - Passengers



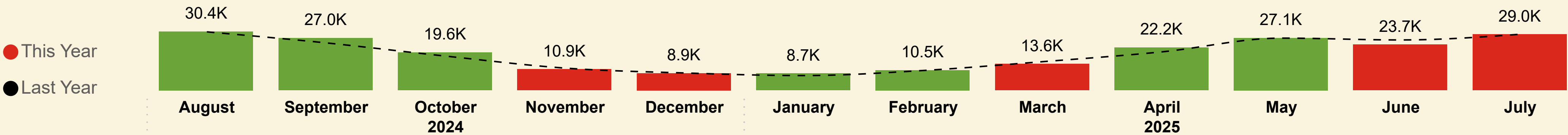
This Month YoY

143,651
LY: 149,224 (-3.73%)

YoY

952,526
LY: 942,724 (+1%)

Total Mull - Cars



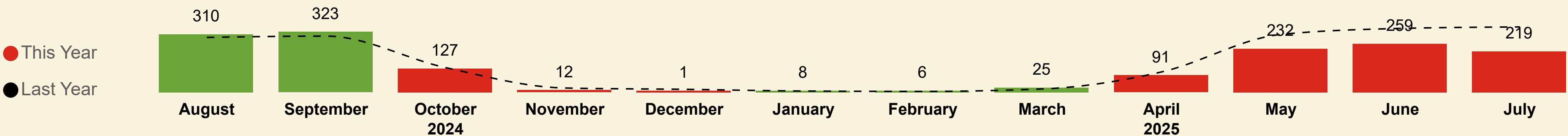
This Month YoY

28,956
LY: 29,014 (-0.2%)

YoY

231,537
LY: 227,671 (+1.7%)

Total Mull - Coaches



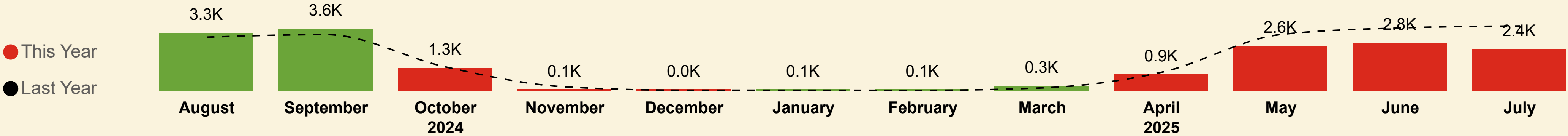
This Month YoY

219
LY: 349 (-37.25%)

YoY

1613
LY: 1,902 (-15.2%)

Total Mull - Coach Metres



This Month YoY

2.4K
LY: 3.7K (-35.7%)


YoY

17.5K
LY: 19.9K (-11.9%)

Shipped Passengers

Total Mull - Commercial Vehicles

● This Year
● Last Year



This Month YoY

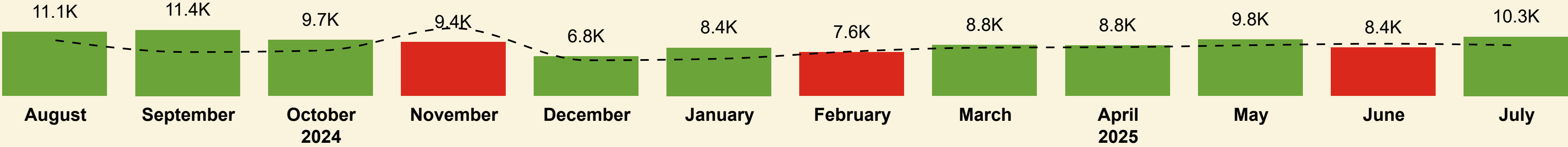
1,057
LY: 874 (+20.9%)

YoY

11,150
LY: 9,427 (+18.3%)

Total Mull - Commercial Vehicle Metres

● This Year
● Last Year



This Month YoY

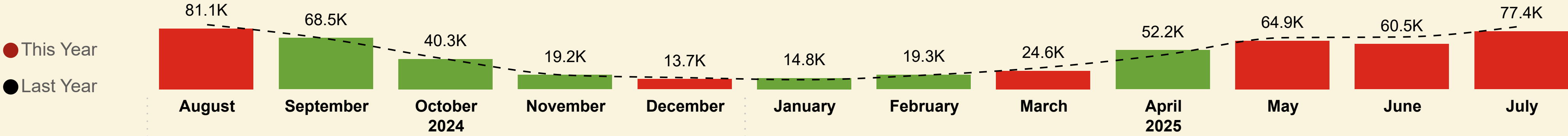
10.3K
LY: 8.8K (+16.8%)

YoY

110.5K
LY: 100.8K (+9.6%)

Shipped Passengers

Oban - Craignure



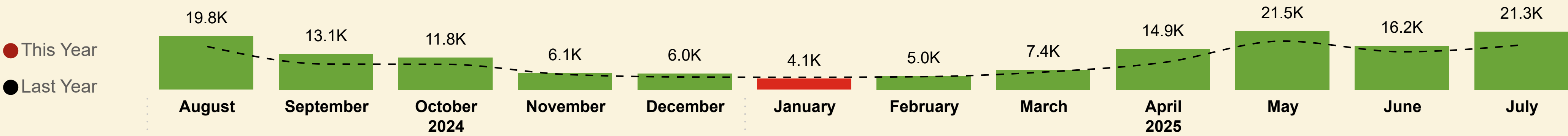
This Month YoY

77,395
LY: 84,465 (-8.37%)

YoY

536,500
LY: 558,060 (-3.9%)

Fishnish - Lochaline




This Month YoY

21,346
LY: 16,480 (+29.53%)

YoY

147,130
LY: 119,113 (+23.5%)

Tobermory - Kilchoan




This Month YoY

7,336
LY: 8,513 (-13.83%)

YoY

44,528
LY: 45,061 (-1.2%)

Fionnphort - Iona



This Month YoY

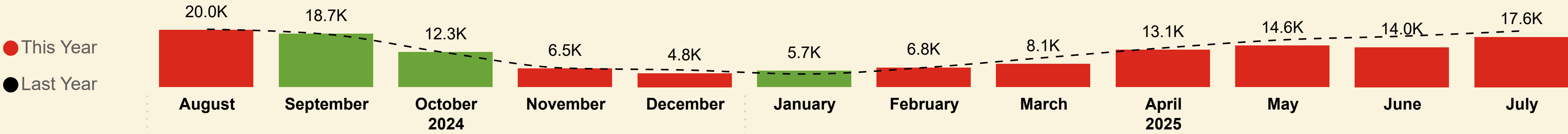
37,574
LY: 39,766 (-5.51%)

YoY

224,368
LY: 220,490 (+1.8%)

Shipped Cars

Oban - Craignure



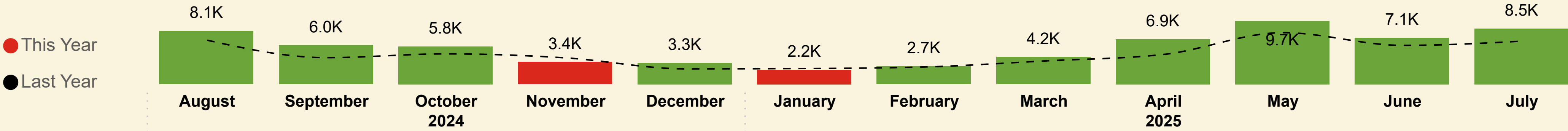
This Month YoY

17,595
LY: 19,723 (-10.79%)

YoY

142,209
LY: 153,256 (-7.2%)

Fishnish - Lochaline



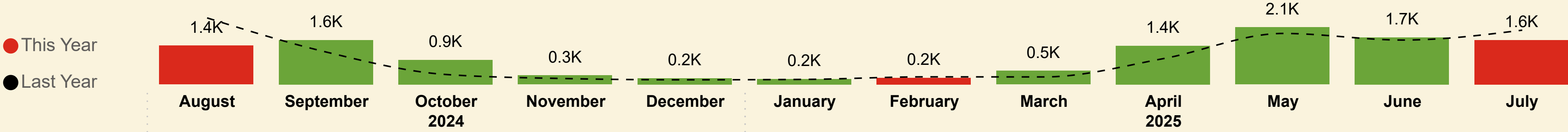
This Month YoY

8,510
LY: 6,581 (+29.31%)

YoY

67,865
LY: 55,348 (+22.6%)

Tobermory - Kilchoan



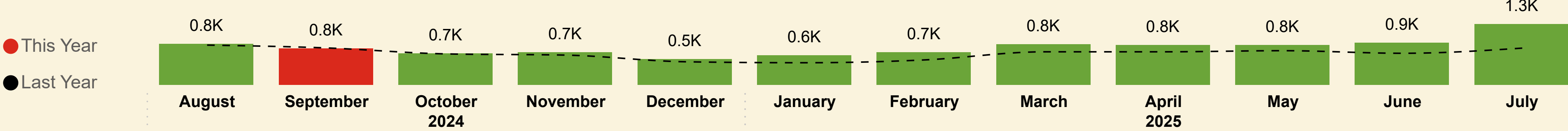
This Month YoY

1,600
LY: 1,956 (-18.2%)

YoY

12,135
LY: 11,352 (+6.9%)

Fionnphort - Iona



This Month YoY

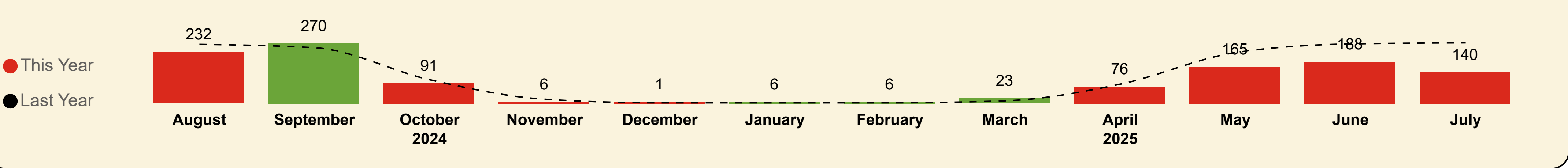
1,251
LY: 754 (+65.92%)

YoY

9,328
LY: 7,715 (+20.9%)

Shipped Coaches

Oban - Craignure



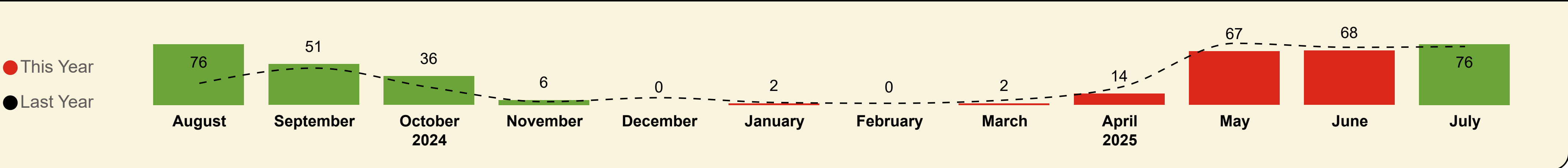
This Month YoY

140
LY: 273 (-48.72%)

YoY

1204
LY: 1,521 (-20.8%)

Fishnish - Lochaline



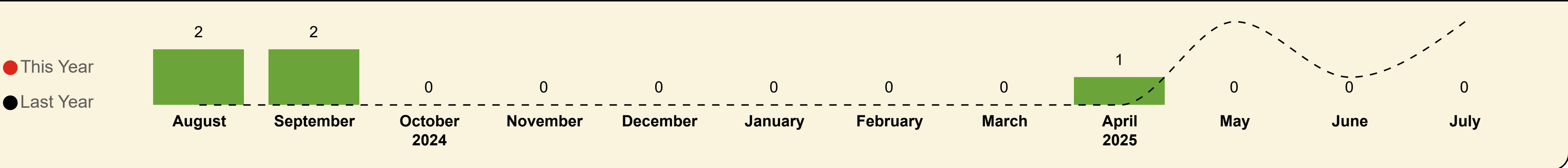
This Month YoY

76
LY: 73 (+4.11%)

YoY

398
LY: 363 (+9.6%)

Tobermory - Kilchoan



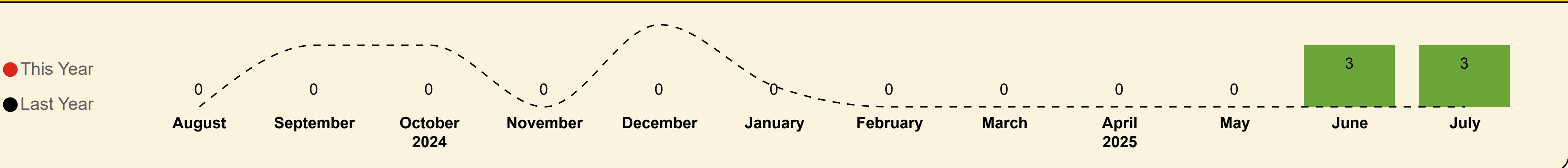
This Month YoY

0
LY: 3 (-100%)

YoY

5
LY: 7 (-28.6%)

Fionnphort - Iona



This Month YoY

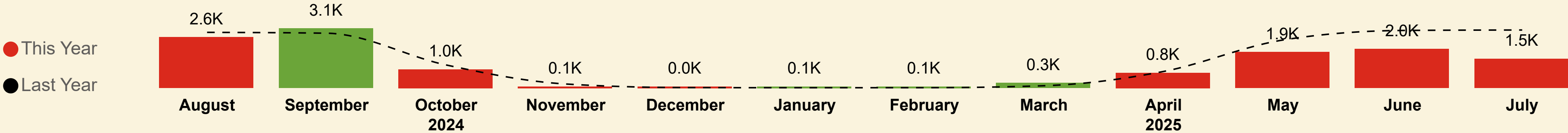
3
LY: 0

YoY

6
LY: 11 (-45.5%)

Shipped Coach Metres

Oban - Craignure



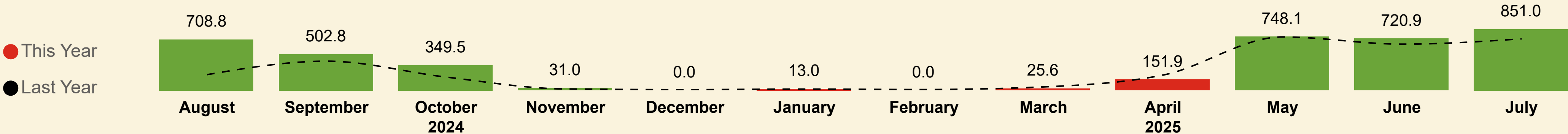
This Month YoY

1.5K
LY: 3.0K (-49.6%)

YoY

13.3K
LY: 16.6K (-19.8%)

Fishnish - Lochaline



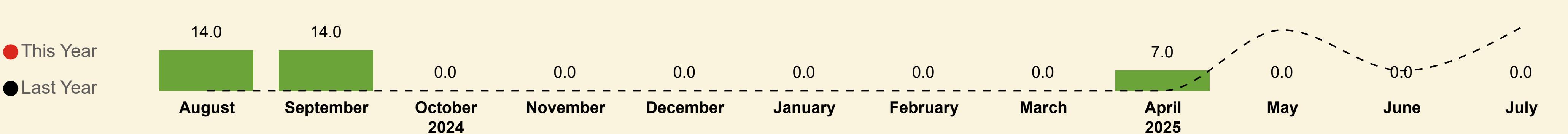
This Month YoY

851.0
LY: 716.7 (+18.7%)

YoY

4.1K
LY: 3.2K (+26.6%)

Tobermory - Kilchoan



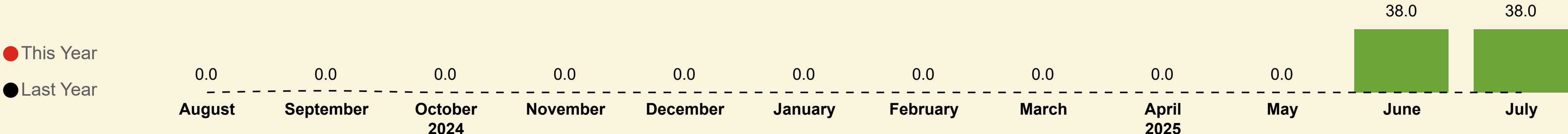
This Month YoY

0.0
LY: 22.0 (-100%)

YoY

35.0
LY: 50.0 (-30%)

Fionnphort - Iona



This Month YoY

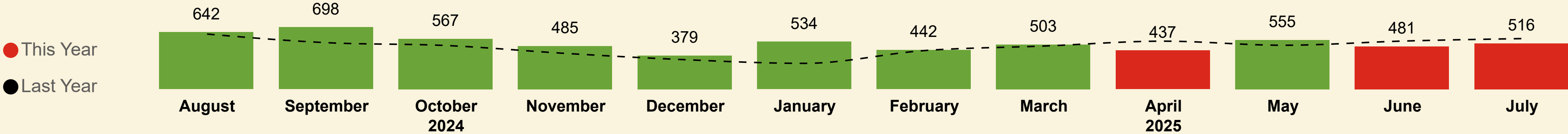
38.0
LY: 0.0

YoY

76.0
LY: 1.0 (+7500%)

Shipped Commercial Vehicles

Oban - Craignure



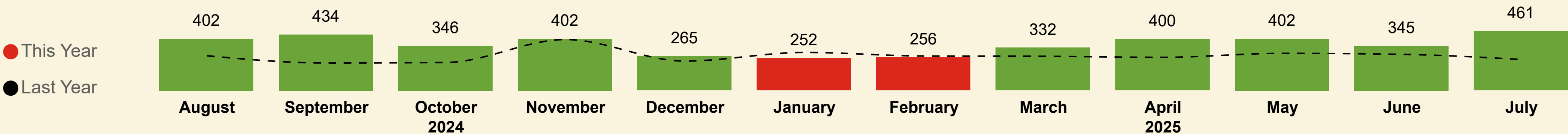
This Month YoY

516
LY: 570 (-9.5%)

YoY

6,239
LY: 5,732 (+8.8%)

Fishnish - Lochaline



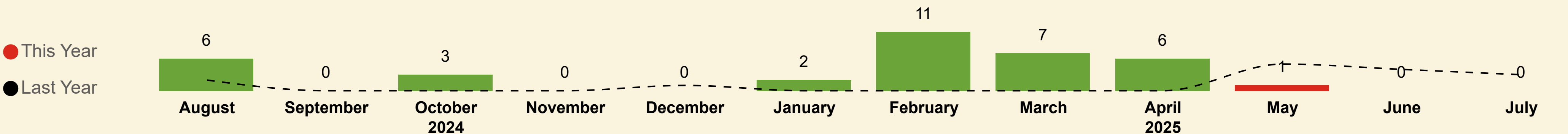
This Month YoY

461
LY: 240 (+92.1%)

YoY

4,297
LY: 3,214 (+33.7%)

Tobermory - Kilchoan



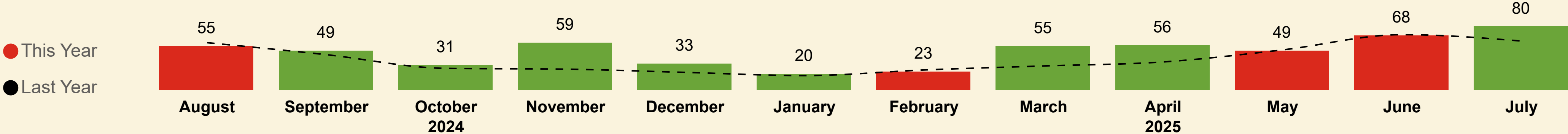
This Month YoY

0
LY: 3 (-100%)

YoY

36
LY: 15 (+140%)

Fionnphort - Iona



This Month YoY

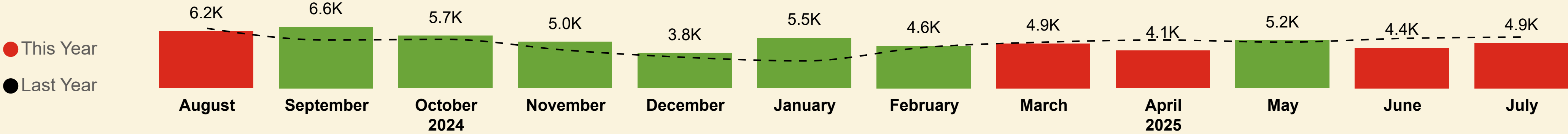
80
LY: 61 (+31.1%)

YoY

578
LY: 466 (+24%)

Shipped Commercial Vehicle Metres

Oban - Craignure



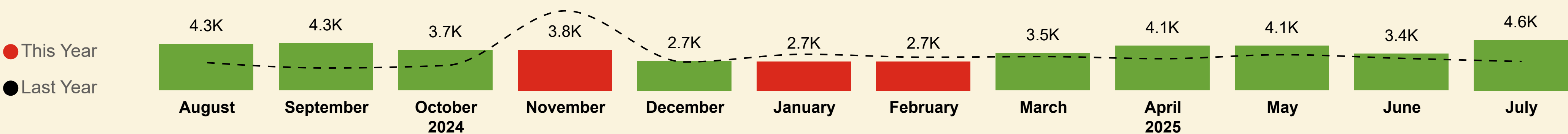
This Month YoY

4.9K
LY: 5.6K (-12%)

YoY

60.9K
LY: 58.1K (+4.7%)

Fishnish - Lochaline




This Month YoY

4.6K
LY: 2.7K (+73.3%)

YoY

43.9K
LY: 38.4K (+14.5%)

Tobermory - Kilchoan



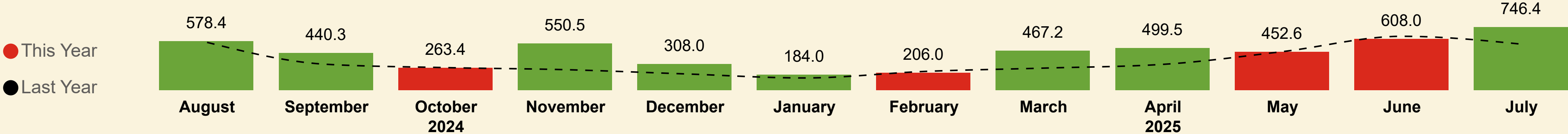
This Month YoY

0.0
LY: 23.2 (-100%)

YoY

320.8
LY: 152.2 (+110.8%)

Fionnphort - Iona



This Month YoY

746.4
LY: 543.1 (+37.4%)

YoY

5.3K
LY: 4.1K (+28.5%)

Mull Total

Contractual Carrying Groups



This Month YoY

143,651

LY: 149,224 (-3.7%)

YoY

952,526

LY: 942,724 (+1%)



This Month YoY

28,956

LY: 29,014 (-0.2%)

YoY

231,537

LY: 227,671 (+1.7%)



This Month YoY

2.40K

LY: 3.73K (-35.7%)

YoY

17.50K

LY: 19.86K (-11.9%)



This Month YoY

10.27K

LY: 8.80K (+16.8%)

YoY

110.46K

LY: 100.79K (+9.6%)

Passengers

Year	Month	Last Year	This Year	Variance %
2024	August	153,109	141,964	-7.3 %
2024	September	106,510	118,382	11.1 %
2024	October	63,884	68,412	7.1 %
2024	November	28,908	30,004	3.8 %
2024	December	22,543	22,519	-0.1 %
2025	January	19,957	22,324	11.9 %
2025	February	27,452	28,165	2.6 %
2025	March	44,099	39,951	-9.4 %
2025	April	77,253	95,986	24.2 %
2025	May	127,025	127,575	0.4 %
2025	June	122,760	113,593	-7.5 %
2025	July	149,224	143,651	-3.7 %
Total		942,724	952,526	1.0 %

Cars

Year	Month	Last Year	This Year	Variance %
2024	August	30,242	30,397	0.5 %
2024	September	24,529	27,042	10.2 %
2024	October	17,698	19,605	10.8 %
2024	November	11,504	10,914	-5.1 %
2024	December	8,986	8,854	-1.5 %
2025	January	7,638	8,727	14.3 %
2025	February	10,262	10,461	1.9 %
2025	March	14,827	13,640	-8.0 %
2025	April	19,911	22,157	11.3 %
2025	May	27,005	27,122	0.4 %
2025	June	26,055	23,662	-9.2 %
2025	July	29,014	28,956	-0.2 %
Total		227,671	231,537	1.7 %

Coach Metres

Year	Month	Last Year	This Year	Variance %
2024	August	3,087.4	3,339.6	8.2 %
2024	September	3,231.8	3,584.4	10.9 %
2024	October	1,375.2	1,316.8	-4.2 %
2024	November	231.1	81.7	-64.6 %
2024	December	39.0	14.7	-62.3 %
2025	January	37.9	74.1	95.5 %
2025	February	33.8	70.0	107.1 %
2025	March	171.0	296.5	73.4 %
2025	April	1,070.0	949.2	-11.3 %
2025	May	3,239.7	2,600.8	-19.7 %
2025	June	3,616.2	2,774.8	-23.3 %
2025	July	3,728.1	2,396.7	-35.7 %
Total		19,861.2	17,499.3	-11.9 %

Commercial Vehicle Metres

Year	Month	Last Year	This Year	Variance %
2024	August	9,655.0	11,117.5	15.1 %
2024	September	7,616.9	11,430.1	50.1 %
2024	October	7,882.0	9,710.8	23.2 %
2024	November	11,739.1	9,364.8	-20.2 %
2024	December	6,193.2	6,848.0	10.6 %
2025	January	6,455.9	8,352.7	29.4 %
2025	February	7,726.6	7,586.7	-1.8 %
2025	March	8,389.8	8,841.3	5.4 %
2025	April	8,471.2	8,755.7	3.4 %
2025	May	8,802.5	9,781.7	11.1 %
2025	June	9,060.8	8,401.9	-7.3 %
2025	July	8,796.4	10,271.6	16.8 %
Total		100,789.2	110,462.7	9.6 %

Oban - Craignure

Contractual Carrying Groups



This Month YoY

77,395

LY: 84,465 (-8.4%)

YoY

536,500

LY: 558,060 (-3.9%)



This Month YoY

17,595

LY: 19,723 (-10.8%)

YoY

142,209

LY: 153,256 (-7.2%)



This Month YoY

1.51K

LY: 2.99K (-49.6%)

YoY

13.29K

LY: 16.57K (-19.8%)



This Month YoY

4.89K

LY: 5.55K (-12%)

YoY

60.90K

LY: 58.14K (+4.7%)

Passengers

Year	Month	Last Year	This Year	Variance %
2024	August	86,283	81,085	-6.0 %
2024	September	67,486	68,513	1.5 %
2024	October	40,277	40,298	0.1 %
2024	November	18,864	19,213	1.9 %
2024	December	15,463	13,661	-11.7 %
2025	January	12,705	14,842	16.8 %
2025	February	18,788	19,313	2.8 %
2025	March	29,015	24,583	-15.3 %
2025	April	45,944	52,209	13.6 %
2025	May	68,862	64,884	-5.8 %
2025	June	69,908	60,504	-13.5 %
2025	July	84,465	77,395	-8.4 %
Total		558,060	536,500	-3.9 %

Cars

Year	Month	Last Year	This Year	Variance %
2024	August	20,301	20,015	-1.4 %
2024	September	18,545	18,713	0.9 %
2024	October	12,065	12,295	1.9 %
2024	November	6,655	6,492	-2.4 %
2024	December	5,994	4,830	-19.4 %
2025	January	4,605	5,691	23.6 %
2025	February	6,838	6,820	-0.3 %
2025	March	10,323	8,140	-21.1 %
2025	April	13,749	13,071	-4.9 %
2025	May	16,586	14,566	-12.2 %
2025	June	17,872	13,981	-21.8 %
2025	July	19,723	17,595	-10.8 %
Total		153,256	142,209	-7.2 %

Coach Metres

Year	Month	Last Year	This Year	Variance %
2024	August	2,868.1	2,616.8	-8.8 %
2024	September	2,824.5	3,067.6	8.6 %
2024	October	1,189.8	967.3	-18.7 %
2024	November	211.1	50.7	-76.0 %
2024	December	27.0	14.7	-45.6 %
2025	January	19.9	61.1	207.0 %
2025	February	20.8	70.0	236.5 %
2025	March	122.0	270.9	122.0 %
2025	April	856.4	790.3	-7.7 %
2025	May	2,475.6	1,852.8	-25.2 %
2025	June	2,966.1	2,015.9	-32.0 %
2025	July	2,989.4	1,507.7	-49.6 %
Total		16,570.7	13,285.7	-19.8 %

Commercial Vehicle Metres

Year	Month	Last Year	This Year	Variance %
2024	August	6,497.2	6,191.8	-4.7 %
2024	September	5,233.9	6,640.1	26.9 %
2024	October	5,308.6	5,692.5	7.2 %
2024	November	4,137.0	5,045.7	22.0 %
2024	December	3,356.1	3,830.1	14.1 %
2025	January	2,968.1	5,464.2	84.1 %
2025	February	4,435.5	4,614.6	4.0 %
2025	March	5,001.5	4,855.6	-2.9 %
2025	April	5,233.3	4,085.3	-21.9 %
2025	May	5,004.1	5,196.3	3.8 %
2025	June	5,408.5	4,394.8	-18.7 %
2025	July	5,554.5	4,888.8	-12.0 %
Total		58,138.3	60,899.7	4.7 %

Fishnish - Lochaline

Contractual Carrying Groups



This Month YoY

21,346

LY: 16,480 (+29.5%)

YoY

147,130

LY: 119,113 (+23.5%)



This Month YoY

8,510

LY: 6,581 (+29.3%)

YoY

67,865

LY: 55,348 (+22.6%)



This Month YoY

851.00

LY: 716.70 (+18.7%)

YoY

4.10K

LY: 3.24K (+26.6%)



This Month YoY

4.64K

LY: 2.68K (+73.3%)

YoY

43.94K

LY: 38.37K (+14.5%)

Passengers

Year	Month	Last Year	This Year	Variance %
2024	August	15,907	19,770	24.3 %
2024	September	9,430	13,142	39.4 %
2024	October	9,337	11,825	26.6 %
2024	November	5,606	6,124	9.2 %
2024	December	4,664	5,984	28.3 %
2025	January	4,556	4,051	-11.1 %
2025	February	4,795	4,990	4.1 %
2025	March	6,484	7,373	13.7 %
2025	April	10,014	14,884	48.6 %
2025	May	17,882	21,479	20.1 %
2025	June	13,958	16,162	15.8 %
2025	July	16,480	21,346	29.5 %
Total		119,113	147,130	23.5 %

Cars

Year	Month	Last Year	This Year	Variance %
2024	August	6,727	8,136	20.9 %
2024	September	4,062	5,977	47.1 %
2024	October	4,640	5,771	24.4 %
2024	November	4,027	3,423	-15.0 %
2024	December	2,352	3,265	38.8 %
2025	January	2,398	2,230	-7.0 %
2025	February	2,639	2,729	3.4 %
2025	March	3,555	4,168	17.2 %
2025	April	4,552	6,865	50.8 %
2025	May	7,880	9,674	22.8 %
2025	June	5,935	7,117	19.9 %
2025	July	6,581	8,510	29.3 %
Total		55,348	67,865	22.6 %

Coach Metres

Year	Month	Last Year	This Year	Variance %
2024	August	219.3	708.8	223.2 %
2024	September	406.3	502.8	23.8 %
2024	October	185.4	349.5	88.5 %
2024	November	20.0	31.0	55.0 %
2024	December	12.0	0.0	-100.0 %
2025	January	18.0	13.0	-27.8 %
2025	February	13.0	0.0	-100.0 %
2025	March	49.0	25.6	-47.8 %
2025	April	213.6	151.9	-28.9 %
2025	May	743.1	748.1	0.7 %
2025	June	643.1	720.9	12.1 %
2025	July	716.7	851.0	18.7 %
Total		3,239.5	4,102.6	26.6 %

Commercial Vehicle Metres

Year	Month	Last Year	This Year	Variance %
2024	August	2,569.3	4,281.3	66.6 %
2024	September	2,078.5	4,349.7	109.3 %
2024	October	2,307.9	3,719.9	61.2 %
2024	November	7,361.1	3,768.7	-48.8 %
2024	December	2,632.1	2,709.9	3.0 %
2025	January	3,344.8	2,682.5	-19.8 %
2025	February	3,071.1	2,673.1	-13.0 %
2025	March	3,128.8	3,465.5	10.8 %
2025	April	2,933.7	4,125.9	40.6 %
2025	May	3,302.4	4,126.1	24.9 %
2025	June	2,966.1	3,399.1	14.6 %
2025	July	2,675.6	4,636.4	73.3 %
Total		38,371.2	43,937.9	14.5 %

Tobermory - Kilchoan

Contractual Carrying Groups



This Month YoY

7,336

LY: 8,513 (-13.8%)

YoY

44,528

LY: 45,061 (-1.2%)



This Month YoY

1,600

LY: 1,956 (-18.2%)

YoY

12,135

LY: 11,352 (+6.9%)



This Month YoY

0.00

LY: 22.00 (-100%)

YoY

35.00

LY: 50.00 (-30%)



This Month YoY

0.00

LY: 23.20 (-100%)

YoY

320.80

LY: 152.20 (+110.8%)

Passengers

Year	Month	Last Year	This Year	Variance %
2024	August	9,697	6,452	-33.5 %
2024	September	4,413	5,421	22.8 %
2024	October	1,730	3,016	74.3 %
2024	November	797	1,016	27.5 %
2024	December	527	708	34.3 %
2025	January	541	680	25.7 %
2025	February	949	790	-16.8 %
2025	March	1,367	1,479	8.2 %
2025	April	3,924	5,287	34.7 %
2025	May	6,932	6,780	-2.2 %
2025	June	5,671	5,563	-1.9 %
2025	July	8,513	7,336	-13.8 %
Total		45,061	44,528	-1.2 %

Cars

Year	Month	Last Year	This Year	Variance %
2024	August	2,398	1,402	-41.5 %
2024	September	1,164	1,602	37.6 %
2024	October	358	888	148.0 %
2024	November	212	327	54.2 %
2024	December	167	226	35.3 %
2025	January	182	196	7.7 %
2025	February	274	242	-11.7 %
2025	March	271	494	82.3 %
2025	April	932	1,398	50.0 %
2025	May	1,838	2,062	12.2 %
2025	June	1,600	1,698	6.1 %
2025	July	1,956	1,600	-18.2 %
Total		11,352	12,135	6.9 %

Coach Metres

Year	Month	Last Year	This Year	Variance %
2024	August	0.0	14.0	0.0 %
2024	September	0.0	14.0	0.0 %
2024	October	0.0	0.0	0.0 %
2024	November	0.0	0.0	0.0 %
2024	December	0.0	0.0	0.0 %
2025	January	0.0	0.0	0.0 %
2025	February	0.0	0.0	0.0 %
2025	March	0.0	0.0	0.0 %
2025	April	0.0	7.0	0.0 %
2025	May	21.0	0.0	-100.0 %
2025	June	7.0	0.0	-100.0 %
2025	July	22.0	0.0	-100.0 %
Total		50.0	35.0	-30.0 %

Commercial Vehicle Metres

Year	Month	Last Year	This Year	Variance %
2024	August	24.0	66.0	175.0 %
2024	September	0.0	0.0	0.0 %
2024	October	0.0	35.0	0.0 %
2024	November	0.0	0.0	0.0 %
2024	December	14.0	0.0	-100.0 %
2025	January	0.0	22.0	0.0 %
2025	February	0.0	93.0	0.0 %
2025	March	0.0	53.0	0.0 %
2025	April	0.0	45.0	0.0 %
2025	May	41.0	6.8	-83.4 %
2025	June	50.0	0.0	-100.0 %
2025	July	23.2	0.0	-100.0 %
Total		152.2	320.8	110.8 %

Fionnphort - Iona

Contractual Carrying Groups



This Month YoY

37,574

LY: 39,766 (-5.5%)

YoY

224,368

LY: 220,490 (+1.8%)



This Month YoY

1,251

LY: 754 (+65.9%)

YoY

9,328

LY: 7,715 (+20.9%)



This Month YoY

38.00

LY: 0.00

YoY

76.00

LY: 1.00 (+7500%)



This Month YoY

746.40

LY: 543.10 (+37.4%)

YoY

5.30K

LY: 4.13K (+28.5%)

Passengers

Year	Month	Last Year	This Year	Variance %
2024	August	41,222	34,657	-15.9 %
2024	September	25,181	31,306	24.3 %
2024	October	12,540	13,273	5.8 %
2024	November	3,641	3,651	0.3 %
2024	December	1,889	2,166	14.7 %
2025	January	2,155	2,751	27.7 %
2025	February	2,920	3,072	5.2 %
2025	March	7,233	6,516	-9.9 %
2025	April	17,371	23,606	35.9 %
2025	May	33,349	34,432	3.2 %
2025	June	33,223	31,364	-5.6 %
2025	July	39,766	37,574	-5.5 %
Total		220,490	224,368	1.8 %

Cars

Year	Month	Last Year	This Year	Variance %
2024	August	816	844	3.4 %
2024	September	758	750	-1.1 %
2024	October	635	651	2.5 %
2024	November	610	672	10.2 %
2024	December	473	533	12.7 %
2025	January	453	610	34.7 %
2025	February	511	670	31.1 %
2025	March	678	838	23.6 %
2025	April	678	823	21.4 %
2025	May	701	820	17.0 %
2025	June	648	866	33.6 %
2025	July	754	1,251	65.9 %
Total		7,715	9,328	20.9 %

Coach Metres

Year	Month	Last Year	This Year	Variance %
2024	August	0.0	0.0	0.0 %
2024	September	1.0	0.0	-100.0 %
2024	October	0.0	0.0	0.0 %
2024	November	0.0	0.0	0.0 %
2024	December	0.0	0.0	0.0 %
2025	January	0.0	0.0	0.0 %
2025	February	0.0	0.0	0.0 %
2025	March	0.0	0.0	0.0 %
2025	April	0.0	0.0	0.0 %
2025	May	0.0	0.0	0.0 %
2025	June	0.0	38.0	0.0 %
2025	July	0.0	38.0	0.0 %
Total		1.0	76.0	7500.0 %

Commercial Vehicle Metres

Year	Month	Last Year	This Year	Variance %
2024	August	564.5	578.4	2.5 %
2024	September	304.5	440.3	44.6 %
2024	October	265.5	263.4	-0.8 %
2024	November	241.0	550.5	128.4 %
2024	December	191.0	308.0	61.3 %
2025	January	143.0	184.0	28.7 %
2025	February	220.0	206.0	-6.4 %
2025	March	259.5	467.2	80.0 %
2025	April	304.2	499.5	64.2 %
2025	May	455.0	452.6	-0.5 %
2025	June	636.2	608.0	-4.4 %
2025	July	543.1	746.4	37.4 %
Total		4,127.5	5,304.3	28.5 %

Cars



Oban - Craignure				
Year	Month	Last Year	This Year	Var %
2024	August	14,850	16,447	10.8 %
2024	September	14,305	14,368	0.4 %
2024	October	9,133	9,385	2.8 %
2024	November	5,212	4,994	-4.2 %
2024	December	4,739	3,892	-17.9 %
2025	January	3,649	4,354	19.3 %
2025	February	5,372	5,377	0.1 %
2025	March	8,265	6,452	-21.9 %
2025	April	10,826	10,268	-5.2 %
2025	May	12,770	11,477	-10.1 %
2025	June	15,095	11,302	-25.1 %
2025	July	16,713	14,604	-12.6 %
Total		120,929	112,920	-6.6 %


Fishnish - Lochaline				
Year	Month	Last Year	This Year	Var %
2024	August	4,557	6,042	32.6 %
2024	September	2,842	4,264	50.0 %
2024	October	3,098	3,932	26.9 %
2024	November	1,701	2,280	34.0 %
2024	December	1,589	2,258	42.1 %
2025	January	1,535	1,404	-8.5 %
2025	February	1,716	1,848	7.7 %
2025	March	2,334	2,846	21.9 %
2025	April	3,280	4,792	46.1 %
2025	May	5,770	6,510	12.8 %
2025	June	4,408	5,286	19.9 %
2025	July	4,782	6,358	33.0 %
Total		37,612	47,820	27.1 %

Tobermory - Kilchoan				
Year	Month	Last Year	This Year	Var %
2024	August	1,728	1,058	-38.8 %
2024	September	781	1,146	46.7 %
2024	October	194	707	264.4 %
2024	November	122	276	126.2 %
2024	December	126	189	50.0 %
2025	January	156	177	13.5 %
2025	February	251	214	-14.7 %
2025	March	226	395	74.8 %
2025	April	718	1,084	51.0 %
2025	May	1,337	1,462	9.3 %
2025	June	1,207	1,238	2.6 %
2025	July	1,530	1,228	-19.7 %
Total		8,376	9,174	9.5 %

Fionnphort - Iona				
Year	Month	Last Year	This Year	Var %
2024	August	105	379	261.0 %
2024	September	48	351	631.3 %
2024	October	49	263	436.7 %
2024	November	25	298	1092.0 %
2024	December	48	262	445.8 %
2025	January	79	375	374.7 %
2025	February	87	345	296.6 %
2025	March	74	465	528.4 %
2025	April	76	504	563.2 %
2025	May	106	486	358.5 %
2025	June	85	479	463.5 %
2025	July	202	635	214.4 %
Total		984	4,842	392.1 %



LGVs



Oban - Craignure				
Year	Month	Last Year	This Year	Var %
2024	August	1,159	1,206	4.1 %
2024	September	1,179	1,170	-0.8 %
2024	October	1,030	1,197	16.2 %
2024	November	867	917	5.8 %
2024	December	807	635	-21.3 %
2025	January	686	888	29.4 %
2025	February	1,045	982	-6.0 %
2025	March	1,258	1,103	-12.3 %
2025	April	1,190	1,002	-15.8 %
2025	May	1,067	944	-11.5 %
2025	June	1,230	896	-27.2 %
2025	July	1,255	1,073	-14.5 %
Total		12,773	12,013	-6.0 %


Fishnish - Lochaline				
Year	Month	Last Year	This Year	Var %
2024	August	378	936	147.6 %
2024	September	291	711	144.3 %
2024	October	444	886	99.5 %
2024	November	402	824	105.0 %
2024	December	268	771	187.7 %
2025	January	495	698	41.0 %
2025	February	429	719	67.6 %
2025	March	423	876	107.1 %
2025	April	458	933	103.7 %
2025	May	907	1,123	23.8 %
2025	June	650	990	52.3 %
2025	July	902	1,041	15.4 %
Total		6,047	10,508	73.8 %

Tobermory - Kilchoan				
Year	Month	Last Year	This Year	Var %
2024	August	50	25	-50.0 %
2024	September	30	42	40.0 %
2024	October	12	33	175.0 %
2024	November	2	15	650.0 %
2024	December	10	10	0.0 %
2025	January	3	10	233.3 %
2025	February	2	15	650.0 %
2025	March	3	44	1366.7 %
2025	April	21	46	119.0 %
2025	May	36	64	77.8 %
2025	June	47	55	17.0 %
2025	July	41	47	14.6 %
Total		257	406	58.0 %

Fionnphort - Iona				
Year	Month	Last Year	This Year	Var %
2024	August	50	144	188.0 %
2024	September	34	162	376.5 %
2024	October	32	96	200.0 %
2024	November	28	242	764.3 %
2024	December	59	160	171.2 %
2025	January	45	193	328.9 %
2025	February	59	250	323.7 %
2025	March	36	308	755.6 %
2025	April	45	314	597.8 %
2025	May	29	328	1031.0 %
2025	June	33	376	1039.4 %
Total		502	3,122	521.9 %



Motorhomes



Oban - Craignure				
Year	Month	Last Year	This Year	Var %
2024	August	1,624	1,797	10.7 %
2024	September	1,663	1,928	15.9 %
2024	October	785	887	13.0 %
2024	November	196	237	20.9 %
2024	December	141	137	-2.8 %
2025	January	103	129	25.2 %
2025	February	178	184	3.4 %
2025	March	523	341	-34.8 %
2025	April	1,274	1,494	17.3 %
2025	May	1,885	1,679	-10.9 %
2025	June	1,824	1,390	-23.8 %
2025	July	1,840	1,539	-16.4 %
Total		12,036	11,742	-2.4 %

Fishnish - Lochaline				
Year	Month	Last Year	This Year	Var %
2024	August	439	738	68.1 %
2024	September	294	557	89.5 %
2024	October	203	407	100.5 %
2024	November	51	80	56.9 %
2024	December	19	54	184.2 %
2025	January	28	25	-10.7 %
2025	February	37	57	54.1 %
2025	March	103	142	37.9 %
2025	April	368	721	95.9 %
2025	May	948	1,274	34.4 %
2025	June	541	784	44.9 %
2025	July	567	941	66.0 %
Total		3,598	5,780	60.6 %


Tobermory - Kilchoan				
Year	Month	Last Year	This Year	Var %
2024	August	334	237	-29.0 %
2024	September	165	312	89.1 %
2024	October	25	108	332.0 %
2024	November	16	11	-31.3 %
2024	December	3	9	200.0 %
2025	January	2	2	0.0 %
2025	February	2	10	400.0 %
2025	March	17	31	82.4 %
2025	April	129	200	55.0 %
2025	May	394	429	8.9 %
2025	June	283	275	-2.8 %
2025	July	290	252	-13.1 %
Total		1,660	1,876	13.0 %

Fionnphort - Iona				
Year	Month	Last Year	This Year	Var %
2024	August	0	2	0.0 %
2024	September	0	3	0.0 %
2024	October	0	4	0.0 %
2024	November	0	4	0.0 %
2024	December	0	2	0.0 %
2025	January	0	4	0.0 %
2025	February	0	3	0.0 %
2025	March	0	4	0.0 %
2025	April	0	0	0.0 %
2025	May	0	2	0.0 %
2025	June	0	0	0.0 %
2025	July	0	8	0.0 %
Total		0	36	0.0 %

Reliability & Punctuality



Reliability									
Route		Fionnphort - Iona		Fishnish - Lochaline		Oban - Craignure		Tobermory - Kilchoan	
Year	Month	Contractual	Actual	Contractual	Actual	Contractual	Actual	Contractual	Actual
2024	August	99.8%	97.9%	100.0%	100.0%	99.7%	95.2%	99.5%	92.8%
	September	100.0%	98.9%	99.2%	99.2%	99.7%	97.3%	100.0%	95.0%
	October	99.7%	89.8%	97.2%	96.1%	100.0%	90.1%	100.0%	95.2%
	November	100.0%	94.0%	99.7%	98.3%	99.4%	92.0%	100.0%	96.5%
	December	99.5%	77.5%	99.6%	93.8%	83.7%	68.3%	100.0%	89.0%
2025	January	99.1%	81.7%	100.0%	95.5%	99.4%	95.1%	97.6%	92.9%
	February	100.0%	89.9%	99.6%	98.2%	100.0%	94.7%	100.0%	86.3%
	March	100.0%	96.8%	100.0%	100.0%	98.3%	95.9%	100.0%	95.1%
	April	100.0%	100.0%	100.0%	99.8%	92.9%	91.7%	100.0%	96.5%
	May	99.8%	99.1%	96.9%	96.9%	100.0%	100.0%	99.5%	99.0%
	June	100.0%	100.0%	100.0%	100.0%	100.0%	100.0%	100.0%	100.0%
	July	100.0%	100.0%	99.5%	99.3%	100.0%	100.0%	100.0%	99.8%
Total		99.9%	95.6%	99.3%	98.2%	98.0%	94.1%	99.8%	95.8%



Punctuality									
Route		Fionnphort - Iona		Fishnish - Lochaline		Oban - Craignure		Tobermory - Kilchoan	
Year	Month	Contractual	Actual	Contractual	Actual	Contractual	Actual	Contractual	Actual
2024	August	100.0%	97.0%	99.3%	95.9%	98.7%	87.3%	99.7%	98.7%
	September	99.9%	97.4%	99.4%	91.2%	98.6%	90.9%	100.0%	98.4%
	October	100.0%	97.8%	100.0%	99.7%	98.6%	85.3%	100.0%	99.1%
	November	99.8%	97.4%	99.8%	99.1%	98.5%	92.2%	98.2%	91.0%
	December	99.7%	85.8%	99.8%	98.3%	99.6%	42.0%	97.9%	94.5%
2025	January	100.0%	94.8%	100.0%	99.6%	98.8%	80.4%	100.0%	98.7%
	February	99.7%	91.9%	99.4%	97.2%	99.4%	93.0%	100.0%	100.0%
	March	98.2%	91.2%	99.8%	99.4%	99.6%	87.1%	100.0%	98.5%
	April	100.0%	97.1%	99.6%	96.1%	98.5%	93.2%	100.0%	98.5%
	May	99.9%	97.8%	98.5%	90.0%	98.9%	92.6%	100.0%	98.3%
	June	100.0%	97.2%	99.7%	98.7%	99.0%	91.7%	99.5%	96.8%
	July	99.8%	96.9%	98.8%	92.3%	98.4%	92.2%	99.5%	97.8%
Total		99.8%	96.1%	99.5%	96.1%	98.8%	87.7%	99.7%	97.8%



Reliability & Punctuality Summary

Summary of Scheduled, Operated, Cancelled & Diverted Sailings by Route and Leg

Year	Month	Route	Leg	Operated Sailings	Scheduled Sailings	Additional Sailings	Cancelled Sailings	Diverted Sailings
2025	July	Fionnphort - Iona	Fionnphort-Iona	476	457	24	0	0
2025	July	Fionnphort - Iona	Iona-Fionnphort	495	477	23	0	0
2025	July	Fishnish - Lochaline	Fishnish-Lochaline	441	414	30	3	0
2025	July	Fishnish - Lochaline	Lochaline-Fishnish	445	414	34	3	0
2025	July	Oban - Cragnure	Cragnure-Lochboisdale	4	4	0	0	0
2025	July	Oban - Cragnure	Cragnure-Oban	318	318	0	0	0
2025	July	Oban - Cragnure	Lochboisdale-Cragnure	5	5	0	0	0
2025	July	Oban - Cragnure	Oban-Cragnure	317	317	0	0	0
2025	July	Tobermory - Kilchoan	Kilchoan-Tobermory	208	209	0	1	0
2025	July	Tobermory - Kilchoan	Tobermory-Kilchoan	209	209	0	0	0
Total				2,918	2,824	111	7	0

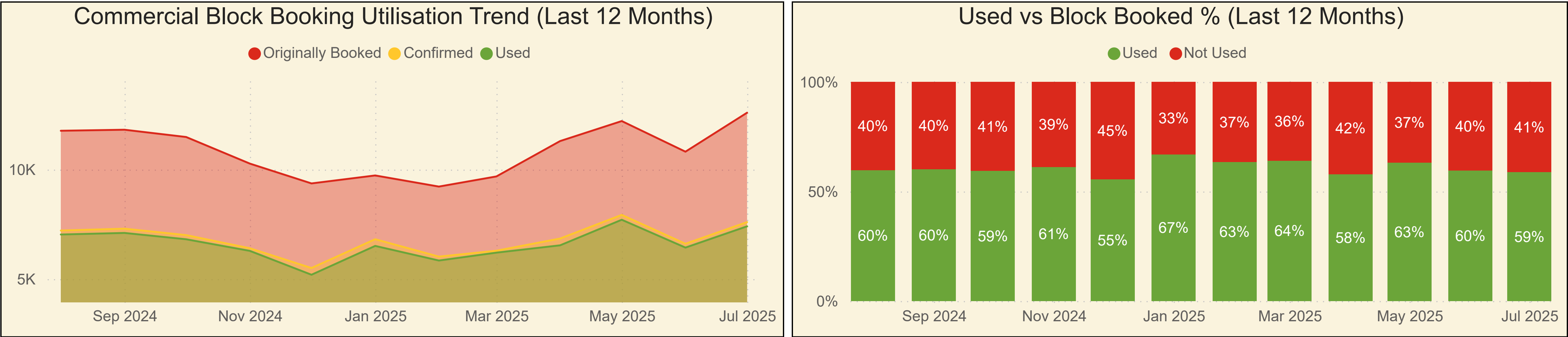
Summary of Cancellations, Lateness & Relief Events by Route and Leg

Year	Month	Route	Leg	Cancelled Sailings	Cancelled (Relief)	Cancelled (No Relief)	On Time	Level 1 Late	Level 1 (Relief)	Level 1 (No Relief)	Level 2 Late	Level 2 (Relief)	Level 2 (No Relief)
2025	July	Fionnphort - Iona	Fionnphort-Iona	0	0	0	435	9	8	1	6	5	1
2025	July	Fionnphort - Iona	Iona-Fionnphort	0	0	0	457	10	10	0	4	4	0
2025	July	Fishnish - Lochaline	Fishnish-Lochaline	3	1	2	379	13	10	3	19	15	4
2025	July	Fishnish - Lochaline	Lochaline-Fishnish	3	1	2	380	16	15	1	15	13	2
2025	July	Oban - Cragnure	Cragnure-Lochboisdale	0	0	0	2	2	2	0	0	0	0
2025	July	Oban - Cragnure	Cragnure-Oban	0	0	0	294	19	16	3	5	4	1
2025	July	Oban - Cragnure	Lochboisdale-Cragnure	0	0	0	5	0	0	0	0	0	0
2025	July	Oban - Cragnure	Oban-Cragnure	0	0	0	293	18	14	4	6	4	2
2025	July	Tobermory - Kilchoan	Kilchoan-Tobermory	1	1	0	203	3	3	0	2	1	1
2025	July	Tobermory - Kilchoan	Tobermory-Kilchoan	0	0	0	205	2	2	0	2	1	1
Total				7	3	4	2,653	92	80	12	59	47	12



Block Booked vs Utilised

Route Name	Month Year	Originally Booked	Booked 24hrs Prior	Confirmed	No Show	Used	Confirmed vs Block Booked	Used vs Confirmed	Used vs Block Booked
Oban - Craignure	Aug-2024	11,772	8,328	7,216	181	7,035	61%	97%	60%
Oban - Craignure	Sep-2024	11,819	8,577	7,301	194	7,107	62%	97%	60%
Oban - Craignure	Oct-2024	11,486	7,687	7,008	190	6,818	61%	97%	59%
Oban - Craignure	Nov-2024	10,272	8,015	6,408	120	6,288	62%	98%	61%
Oban - Craignure	Dec-2024	9,367	6,867	5,505	307	5,198	59%	94%	55%
Oban - Craignure	Jan-2025	9,731	8,059	6,820	305	6,515	70%	96%	67%
Oban - Craignure	Feb-2025	9,223	7,417	6,026	179	5,847	65%	97%	63%
Oban - Craignure	Mar-2025	9,686	7,932	6,295	88	6,207	65%	99%	64%
Oban - Craignure	Apr-2025	11,301	8,790	6,851	310	6,541	61%	95%	58%
Oban - Craignure	May-2025	12,214	10,075	7,931	222	7,709	65%	97%	63%
Oban - Craignure	Jun-2025	10,816	8,411	6,613	175	6,438	61%	97%	60%
Oban - Craignure	Jul-2025	12,596	9,296	7,600	191	7,410	60%	97%	59%
Total		130,283	99,453	81,574	2,460	79,114	63%	97%	61%



Note: This report shows block bookings made by block booking customers for any commercial vehicle over 6 metres in length or any LGV that consumes High Lane Metreage. It does not include any bookings on sailings that were cancelled by CalMac. High Lane Metreage refers to deck meterage for high vehicles such as Commercials or LGVs.