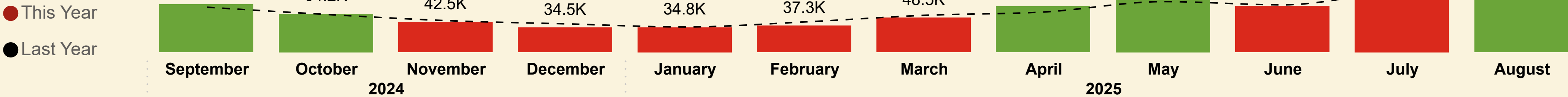


Shipped Passengers

Wemyss Bay - Rothesay



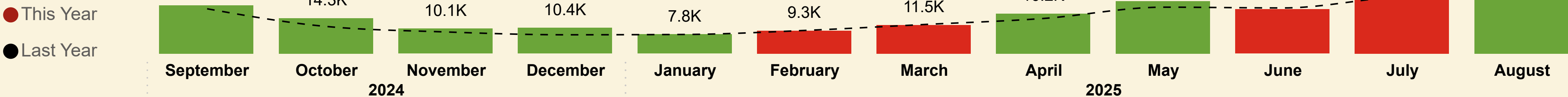
This Month YoY

86,934
LY: 81,635 (+6.49%)

YoY

692,498
LY: 689,910 (+0.4%)

Colintraive - Rhubodach



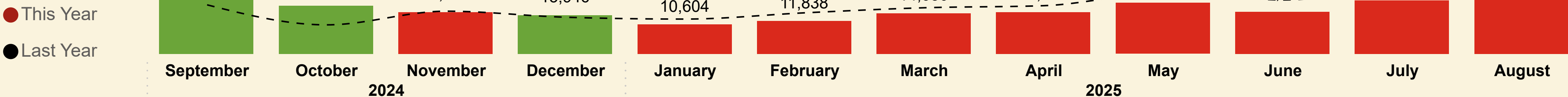
This Month YoY

24,417
LY: 24,182 (+0.97%)

YoY

185,005
LY: 172,842 (+7%)

Gourock - Dunoon



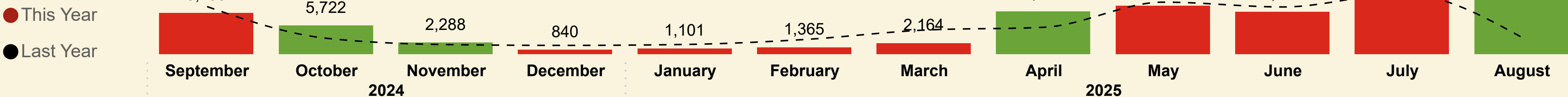
This Month YoY

20,855
LY: 23,159 (-9.95%)

YoY

192,565
LY: 205,669 (-6.4%)

Tarbert LF - Portavadie



This Month YoY

12,114
LY: 3,316 (+265.32%)

YoY

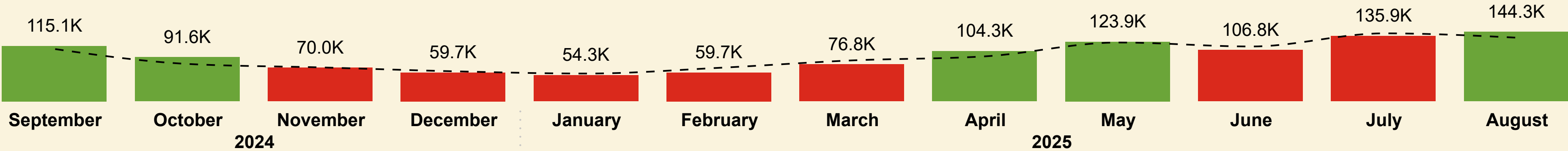
72,311
LY: 66,739 (+8.3%)



Shipped Passengers

Total Cowal

- This Year
- Last Year



This Month YoY

144,320
LY: 132,292 (+9.09%)

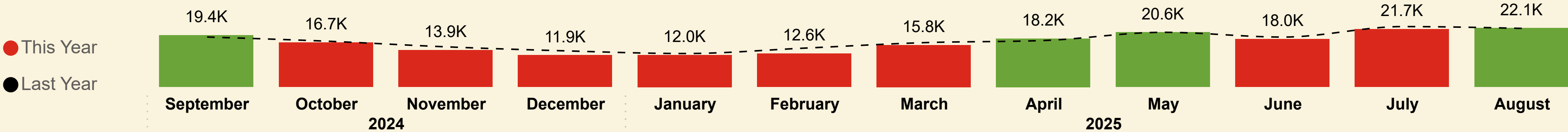
YoY

1,142,379
LY: 1,135,160 (+0.6%)



Shipped Cars

Wemyss Bay - Rothesay



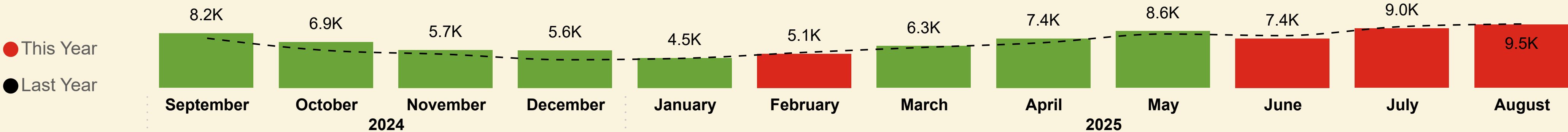
This Month YoY

22,114
LY: 22,008 (+0.48%)

YoY

203,050
LY: 209,974 (-3.3%)

Colintraive - Rhubodach



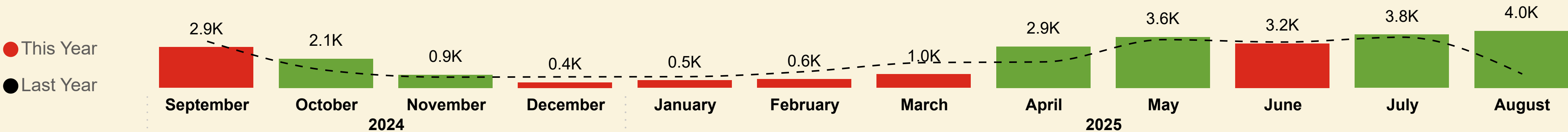
This Month YoY

9,525
LY: 9,626 (-1.05%)

YoY

84,380
LY: 79,966 (+5.5%)

Tarbert LF - Portavadie



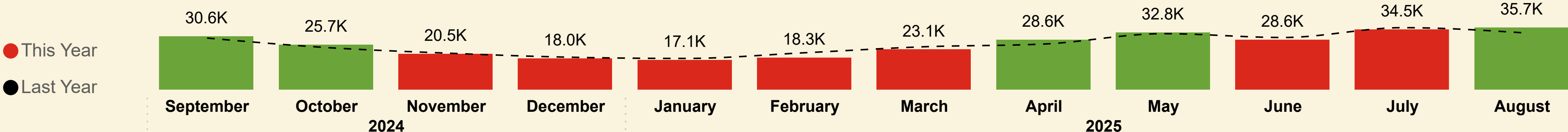
This Month YoY

4,047
LY: 990 (+308.79%)

YoY

26,000
LY: 23,019 (+13%)

Cowal Total



This Month YoY

35,686
LY: 32,624 (+9.39%)

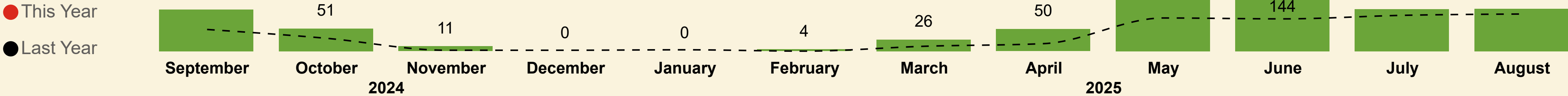
YoY

313,430
LY: 312,959 (+0.2%)



Shipped Coaches

Wemyss Bay - Rothesay



This Month YoY

96

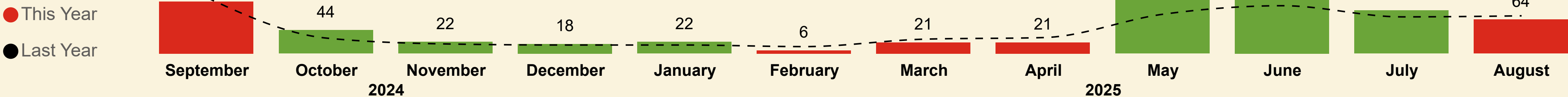
LY: 84 (+14.29%)

YoY

697

LY: 426 (+63.6%)

Colintraive - Rhubodach



This Month YoY

64

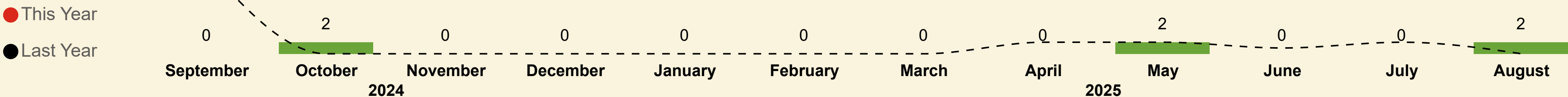
LY: 71 (-9.86%)

YoY

609

LY: 558 (+9.1%)

Tarbert LF - Portavadie



This Month YoY

2

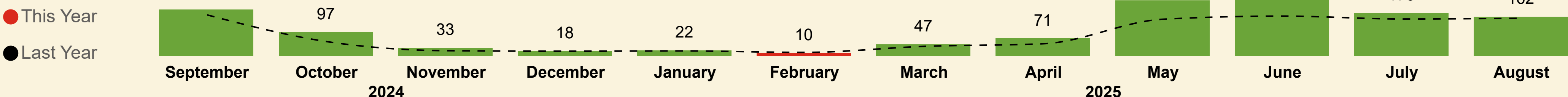
LY: 0

YoY

6

LY: 22 (-72.7%)

Cowal Total



This Month YoY

162

LY: 155 (+4.52%)

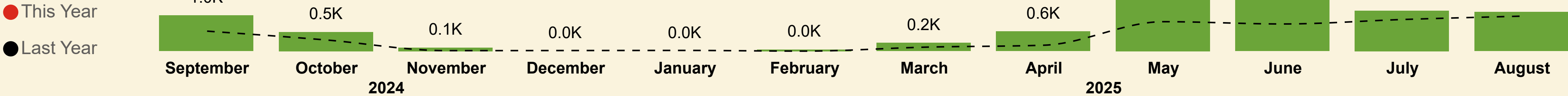
YoY

1312

LY: 1,006 (+30.4%)

Shipped Coach Metres

Wemyss Bay - Rothesay



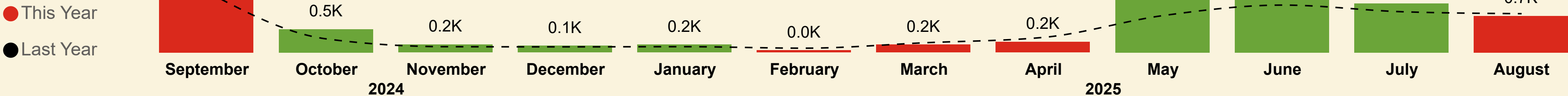
This Month YoY

1.1K
LY: 982.3 (+12.1%)

YoY

7.9K
LY: 4.7K (+69.3%)

Colintraive - Rhubodach



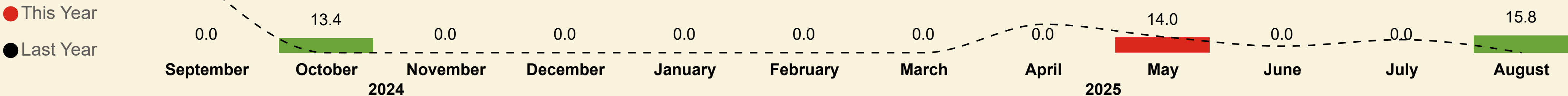
This Month YoY

716.4
LY: 761.3 (-5.9%)

YoY

6.4K
LY: 5.6K (+14%)

Tarbert LF - Portavadie



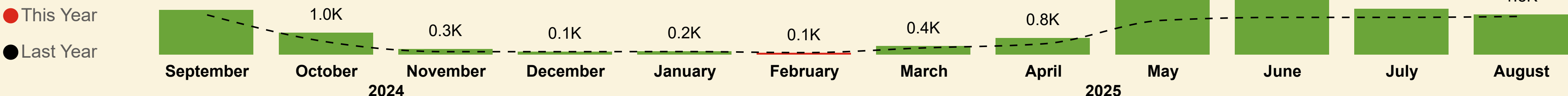
This Month YoY

15.8
LY: 0.0

YoY

43.2
LY: 120.9 (-64.3%)

Cowal Total



This Month YoY

1.8K
LY: 1.7K (+5.1%)

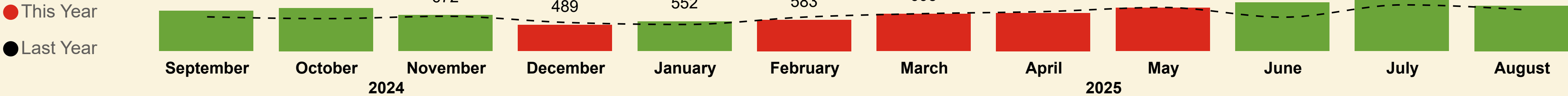
YoY

14.3K
LY: 10.4K (+38%)



Shipped Commercial Vehicles

Wemyss Bay - Rothesay



This Month YoY

846


LY: 773 (+9.4%)

YoY

8,902

LY: 8,069 (+10.3%)

Colintraive - Rhubodach



This Month YoY

609

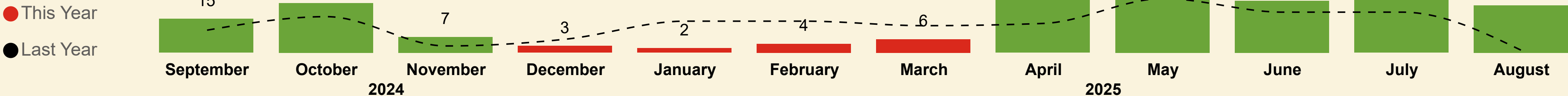
LY: 614 (-0.8%)

YoY

6,830

LY: 6,477 (+5.5%)

Tarbert LF - Portavadie



This Month YoY

21

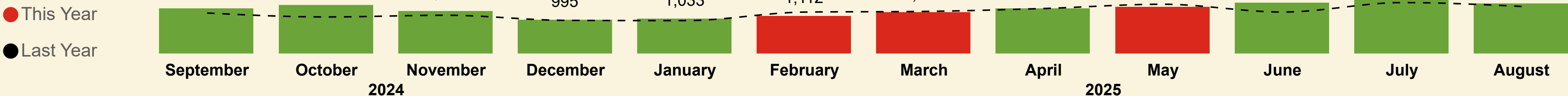
LY: 1 (+2000%)

YoY

182

LY: 149 (+22.1%)

Cowal Total



This Month YoY

1,476

LY: 1,388 (+6.3%)

YoY

15,914

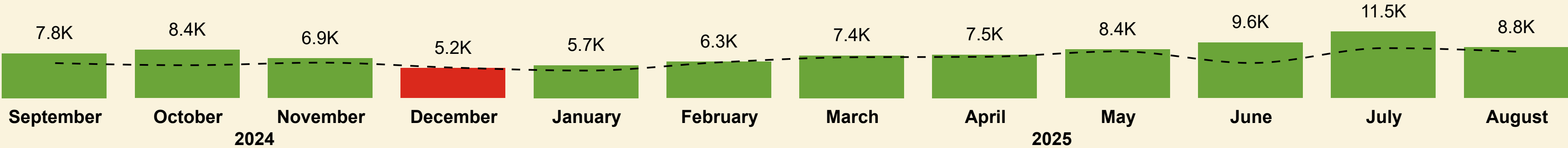
LY: 14,695 (+8.3%)



Shipped Commercial Vehicle Metres

Wemyss Bay - Rothesay

This Year
Last Year



This Month YoY

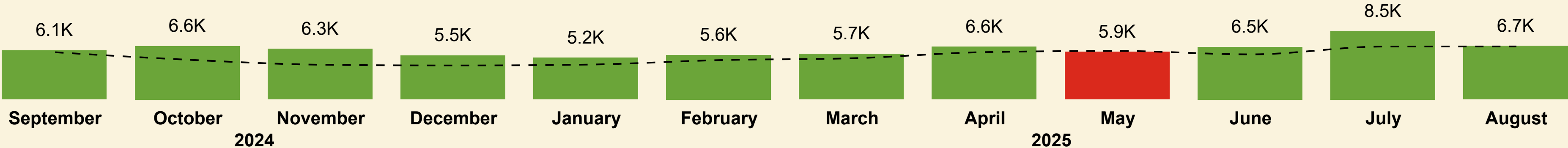
8.8K
LY: 8.0K (+9.3%)

YoY

93.4K
LY: 79.2K (+17.9%)

Colintraive - Rhubodach

This Year
Last Year



This Month YoY

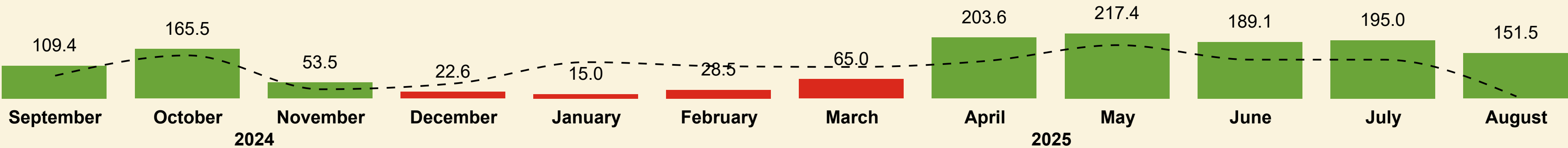
6.7K
LY: 6.6K (+0.9%)

YoY

75.2K
LY: 64.6K (+16.5%)

Tarbert LF - Portavadie

This Year
Last Year



This Month YoY

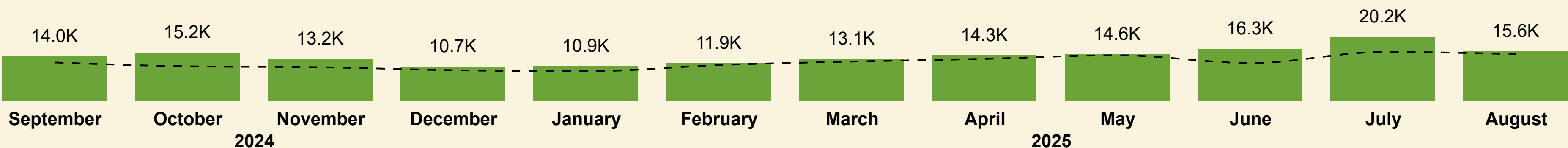
151.5
LY: 7.0 (+2064.3%)

YoY

1.4K
LY: 1.2K (+17.4%)

Cowal Total

This Year
Last Year



This Month YoY

15.6K
LY: 14.7K (+6.5%)

YoY

170.0K
LY: 145.0K (+17.3%)

Cowal Total

Contractual Carrying Groups



This Month YoY

144,320

LY: 132,292 (+9.1%)

YoY

1,142,379

LY: 1,135,160 (+0.6%)



This Month YoY

35,686

LY: 32,624 (+9.4%)

YoY

313,430

LY: 312,968 (+0.1%)



This Month YoY

1.83K

LY: 1.74K (+5.1%)

YoY

14.29K

LY: 10.36K (+38%)



This Month YoY

15.61K

LY: 14.66K (+6.5%)

YoY

170.01K

LY: 144.99K (+17.3%)

Passengers				
Year	Month	Last Year	This Year	Variance %
2024	September	108,605	115,147	6.0 %
2024	October	77,663	91,593	17.9 %
2024	November	70,498	69,962	-0.8 %
2024	December	62,432	59,688	-4.4 %
2025	January	57,738	54,310	-5.9 %
2025	February	69,697	59,731	-14.3 %
2025	March	85,102	76,789	-9.8 %
2025	April	93,558	104,262	11.4 %
2025	May	122,275	123,855	1.3 %
2025	June	114,016	106,806	-6.3 %
2025	July	141,284	135,916	-3.8 %
2025	August	132,292	144,320	9.1 %
Total		1,135,160	1,142,379	0.6 %

Cars				
Year	Month	Last Year	This Year	Variance %
2024	September	29,561	30,569	3.4 %
2024	October	24,103	25,728	6.7 %
2024	November	20,915	20,504	-2.0 %
2024	December	18,596	17,977	-3.3 %
2025	January	17,845	17,093	-4.2 %
2025	February	21,115	18,336	-13.2 %
2025	March	24,570	23,054	-6.2 %
2025	April	26,130	28,589	9.4 %
2025	May	32,090	32,757	2.1 %
2025	June	29,887	28,627	-4.2 %
2025	July	35,532	34,510	-2.9 %
2025	August	32,624	35,686	9.4 %
Total		312,968	313,430	0.1 %

Coach Metres				
Year	Month	Last Year	This Year	Variance %
2024	September	1,813.4	2,048.2	12.9 %
2024	October	577.6	1,007.9	74.5 %
2024	November	126.5	256.3	102.6 %
2024	December	126.5	130.4	3.1 %
2025	January	132.5	152.9	15.4 %
2025	February	84.0	68.0	-19.0 %
2025	March	300.4	383.0	27.5 %
2025	April	488.7	759.4	55.4 %
2025	May	1,565.6	2,641.2	68.7 %
2025	June	1,698.8	2,910.0	71.3 %
2025	July	1,699.5	2,099.1	23.5 %
2025	August	1,743.6	1,833.2	5.1 %
Total		10,357.0	14,289.4	38.0 %

Commercial Vehicle Metres				
Year	Month	Last Year	This Year	Variance %
2024	September	12,018.6	13,967.6	16.2 %
2024	October	10,790.7	15,168.7	40.6 %
2024	November	10,501.6	13,225.1	25.9 %
2024	December	9,561.5	10,707.4	12.0 %
2025	January	9,228.5	10,894.9	18.1 %
2025	February	11,208.7	11,877.1	6.0 %
2025	March	12,309.1	13,110.0	6.5 %
2025	April	13,180.5	14,304.1	8.5 %
2025	May	14,318.8	14,590.0	1.9 %
2025	June	11,830.7	16,349.5	38.2 %
2025	July	15,383.6	20,207.1	31.4 %
2025	August	14,658.4	15,611.3	6.5 %
Total		144,990.7	170,012.8	17.3 %

Wemyss Bay - Rothesay

Contractual Carrying Groups



This Month YoY

86,934

LY: 81,635 (+6.5%)

YoY

692,498

LY: 689,910 (+0.4%)



This Month YoY

22,114

LY: 22,008 (+0.5%)

YoY

203,050

LY: 209,974 (-3.3%)



This Month YoY

1.10K

LY: 982.30 (+12.1%)

YoY

7.89K

LY: 4.66K (+69.3%)



This Month YoY

8.79K

LY: 8.05K (+9.3%)

YoY

93.42K

LY: 79.23K (+17.9%)

Passengers

Year	Month	Last Year	This Year	Variance %
2024	September	63,242	67,196	6.3 %
2024	October	53,074	54,169	2.1 %
2024	November	44,443	42,538	-4.3 %
2024	December	39,862	34,507	-13.4 %
2025	January	35,510	34,810	-2.0 %
2025	February	42,587	37,278	-12.5 %
2025	March	51,867	48,465	-6.6 %
2025	April	56,545	64,459	14.0 %
2025	May	71,150	74,464	4.7 %
2025	June	66,591	65,120	-2.2 %
2025	July	83,404	82,558	-1.0 %
2025	August	81,635	86,934	6.5 %
Total		689,910	692,498	0.4 %

Cars

Year	Month	Last Year	This Year	Variance %
2024	September	18,769	19,442	3.6 %
2024	October	17,213	16,728	-2.8 %
2024	November	15,094	13,866	-8.1 %
2024	December	13,579	11,948	-12.0 %
2025	January	12,584	12,044	-4.3 %
2025	February	14,614	12,584	-13.9 %
2025	March	16,665	15,761	-5.4 %
2025	April	17,465	18,218	4.3 %
2025	May	20,540	20,581	0.2 %
2025	June	18,755	18,018	-3.9 %
2025	July	22,688	21,746	-4.2 %
2025	August	22,008	22,114	0.5 %
Total		209,974	203,050	-3.3 %

Coach Metres

Year	Month	Last Year	This Year	Variance %
2024	September	561.3	1,001.6	78.4 %
2024	October	312.1	537.2	72.1 %
2024	November	13.5	100.0	640.4 %
2024	December	16.5	0.0	-100.0 %
2025	January	19.5	0.0	-100.0 %
2025	February	0.0	26.0	0.0 %
2025	March	110.8	230.0	107.6 %
2025	April	166.5	551.1	231.0 %
2025	May	826.7	1,468.8	77.7 %
2025	June	762.6	1,738.0	127.9 %
2025	July	888.0	1,136.1	27.9 %
2025	August	982.3	1,101.0	12.1 %
Total		4,659.8	7,889.7	69.3 %

Commercial Vehicle Metres

Year	Month	Last Year	This Year	Variance %
2024	September	6,058.6	7,751.6	27.9 %
2024	October	5,695.0	8,360.2	46.8 %
2024	November	6,139.9	6,874.5	12.0 %
2024	December	5,274.6	5,205.9	-1.3 %
2025	January	4,762.4	5,682.3	19.3 %
2025	February	6,196.8	6,295.1	1.6 %
2025	March	7,069.4	7,358.2	4.1 %
2025	April	7,155.7	7,529.4	5.2 %
2025	May	8,091.7	8,433.4	4.2 %
2025	June	6,081.4	9,623.6	58.2 %
2025	July	8,657.6	11,510.2	32.9 %
2025	August	8,045.3	8,791.9	9.3 %
Total		79,228.4	93,416.5	17.9 %

Colintraive - Rhubodach

Contractual Carrying Groups



This Month YoY

24,417

LY: 24,182 (+1%)

YoY

185,005

LY: 172,842 (+7%)



This Month YoY

9,525

LY: 9,626 (-1%)

YoY

84,380

LY: 79,966 (+5.5%)



This Month YoY

716.40

LY: 761.30 (-5.9%)

YoY

6.36K

LY: 5.58K (+14%)



This Month YoY

6.67K

LY: 6.61K (+0.9%)

YoY

75.18K

LY: 64.56K (+16.5%)

Passengers

Year	Month	Last Year	This Year	Variance %
2024	September	18,105	19,502	7.7 %
2024	October	10,943	14,294	30.6 %
2024	November	8,732	10,108	15.8 %
2024	December	7,591	10,395	36.9 %
2025	January	7,727	7,795	0.9 %
2025	February	9,349	9,250	-1.1 %
2025	March	11,753	11,510	-2.1 %
2025	April	14,209	16,153	13.7 %
2025	May	18,755	21,217	13.1 %
2025	June	18,449	17,899	-3.0 %
2025	July	23,047	22,465	-2.5 %
2025	August	24,182	24,417	1.0 %
Total		172,842	185,005	7.0 %

Cars

Year	Month	Last Year	This Year	Variance %
2024	September	7,474	8,223	10.0 %
2024	October	5,637	6,923	22.8 %
2024	November	5,057	5,711	12.9 %
2024	December	4,232	5,648	33.5 %
2025	January	4,460	4,509	1.1 %
2025	February	5,343	5,132	-3.9 %
2025	March	6,101	6,316	3.5 %
2025	April	6,814	7,426	9.0 %
2025	May	8,116	8,560	5.5 %
2025	June	7,869	7,441	-5.4 %
2025	July	9,237	8,966	-2.9 %
2025	August	9,626	9,525	-1.0 %
Total		79,966	84,380	5.5 %

Coach Metres

Year	Month	Last Year	This Year	Variance %
2024	September	1,190.1	1,046.6	-12.1 %
2024	October	265.5	457.3	72.2 %
2024	November	113.0	156.4	38.4 %
2024	December	110.0	130.4	18.5 %
2025	January	113.0	152.9	35.3 %
2025	February	84.0	42.0	-50.0 %
2025	March	189.6	153.0	-19.3 %
2025	April	296.0	208.3	-29.6 %
2025	May	724.2	1,158.3	59.9 %
2025	June	930.2	1,172.0	26.0 %
2025	July	799.5	963.0	20.5 %
2025	August	761.3	716.4	-5.9 %
Total		5,576.3	6,356.5	14.0 %

Commercial Vehicle Metres

Year	Month	Last Year	This Year	Variance %
2024	September	5,883.7	6,106.6	3.8 %
2024	October	4,951.7	6,642.9	34.2 %
2024	November	4,330.7	6,297.1	45.4 %
2024	December	4,236.9	5,479.0	29.3 %
2025	January	4,344.6	5,197.6	19.6 %
2025	February	4,903.9	5,553.5	13.2 %
2025	March	5,134.2	5,686.8	10.8 %
2025	April	5,899.7	6,571.1	11.4 %
2025	May	6,048.8	5,939.2	-1.8 %
2025	June	5,619.6	6,536.8	16.3 %
2025	July	6,596.3	8,501.9	28.9 %
2025	August	6,606.1	6,667.9	0.9 %
Total		64,556.1	75,180.3	16.5 %



This Month YoY

20,855

LY: 23,159 (-9.9%)

YoY

192,565

LY: 205,669 (-6.4%)

Passengers				
Year	Month	Last Year	This Year	Variance %
2024	September	17,717	20,150	13.7 %
2024	October	10,479	17,408	66.1 %
2024	November	15,420	15,028	-2.5 %
2024	December	13,237	13,946	5.4 %
2025	January	12,571	10,604	-15.6 %
2025	February	14,834	11,838	-20.2 %
2025	March	16,663	14,650	-12.1 %
2025	April	17,419	15,091	-13.4 %
2025	May	21,938	18,437	-16.0 %
2025	June	19,507	15,264	-21.8 %
2025	July	22,725	19,294	-15.1 %
2025	August	23,159	20,855	-9.9 %
Total		205,669	192,565	-6.4 %

Tarbert LF - Portavadie

Contractual Carrying Groups



This Month YoY

12,114

LY: 3,316 (+265.3%)

YoY

72,311

LY: 66,739 (+8.3%)



This Month YoY

4,047

LY: 990 (+308.8%)

YoY

26,000

LY: 23,019 (+13%)



This Month YoY

15.80

LY: 0.00

YoY

43.20

LY: 120.90 (-64.3%)



This Month YoY

151.50

LY: 7.00 (+2064.3%)

YoY

1.42K

LY: 1.21K (+17.4%)

Passengers

Year	Month	Last Year	This Year	Variance %
2024	September	9,541	8,299	-13.0 %
2024	October	3,167	5,722	80.7 %
2024	November	1,903	2,288	20.2 %
2024	December	1,742	840	-51.8 %
2025	January	1,930	1,101	-43.0 %
2025	February	2,927	1,365	-53.4 %
2025	March	4,819	2,164	-55.1 %
2025	April	5,385	8,559	58.9 %
2025	May	10,432	9,737	-6.7 %
2025	June	9,469	8,523	-10.0 %
2025	July	12,108	11,599	-4.2 %
2025	August	3,316	12,114	265.3 %
Total		66,739	72,311	8.3 %

Cars

Year	Month	Last Year	This Year	Variance %
2024	September	3,318	2,904	-12.5 %
2024	October	1,253	2,077	65.8 %
2024	November	764	927	21.3 %
2024	December	785	381	-51.5 %
2025	January	799	540	-32.4 %
2025	February	1,158	620	-46.5 %
2025	March	1,797	977	-45.6 %
2025	April	1,851	2,945	59.1 %
2025	May	3,434	3,616	5.3 %
2025	June	3,263	3,168	-2.9 %
2025	July	3,607	3,798	5.3 %
2025	August	990	4,047	308.8 %
Total		23,019	26,000	13.0 %

Coach Metres

Year	Month	Last Year	This Year	Variance %
2024	September	62.0	0.0	-100.0 %
2024	October	0.0	13.4	0.0 %
2024	November	0.0	0.0	0.0 %
2024	December	0.0	0.0	0.0 %
2025	January	0.0	0.0	0.0 %
2025	February	0.0	0.0	0.0 %
2025	March	0.0	0.0	0.0 %
2025	April	26.2	0.0	-100.0 %
2025	May	14.7	14.0	-4.8 %
2025	June	6.0	0.0	-100.0 %
2025	July	12.0	0.0	-100.0 %
2025	August	0.0	15.8	0.0 %
Total		120.9	43.2	-64.3 %

Commercial Vehicle Metres

Year	Month	Last Year	This Year	Variance %
2024	September	76.3	109.4	43.4 %
2024	October	144.0	165.5	14.9 %
2024	November	31.0	53.5	72.6 %
2024	December	50.0	22.6	-54.8 %
2025	January	121.5	15.0	-87.7 %
2025	February	108.0	28.5	-73.6 %
2025	March	105.5	65.0	-38.4 %
2025	April	125.1	203.6	62.7 %
2025	May	178.3	217.4	21.9 %
2025	June	129.8	189.1	45.7 %
2025	July	129.7	195.0	50.3 %
2025	August	7.0	151.5	2064.3 %
Total		1,206.2	1,416.1	17.4 %



Cars



Wemyss Bay - Rothesay

Year	Month	Last Year	This Year	Var %
2024	September	15,339	16,400	6.9 %
2024	October	13,967	14,140	1.2 %
2024	November	12,044	11,688	-3.0 %
2024	December	11,294	9,870	-12.6 %
2025	January	10,035	9,882	-1.5 %
2025	February	11,667	10,184	-12.7 %
2025	March	14,179	12,895	-9.1 %
2025	April	14,595	15,456	5.9 %
2025	May	17,183	17,100	-0.5 %
2025	June	15,779	14,767	-6.4 %
2025	July	19,301	18,105	-6.2 %
2025	August	18,416	18,819	2.2 %
Total		173,799	169,306	-2.6 %

Colintraive - Rhubodach


Year	Month	Last Year	This Year	Var %
2024	September	5,686	6,855	20.6 %
2024	October	4,248	5,763	35.7 %
2024	November	3,876	4,770	23.1 %
2024	December	3,422	4,834	41.3 %
2025	January	3,615	3,842	6.3 %
2025	February	4,270	4,359	2.1 %
2025	March	4,983	5,400	8.4 %
2025	April	5,478	6,383	16.5 %
2025	May	6,661	7,340	10.2 %
2025	June	6,493	6,491	-0.0 %
2025	July	7,742	7,810	0.9 %
2025	August	8,225	8,486	3.2 %
Total		64,699	72,333	11.8 %

Tarbert LF - Portavadie

Year	Month	Last Year	This Year	Var %
2024	September	2,328	2,390	2.7 %
2024	October	922	1,735	88.2 %
2024	November	469	720	53.5 %
2024	December	481	302	-37.2 %
2025	January	495	433	-12.5 %
2025	February	746	522	-30.0 %
2025	March	1,379	801	-41.9 %
2025	April	1,447	2,339	61.6 %
2025	May	2,746	2,657	-3.2 %
2025	June	2,776	2,481	-10.6 %
2025	July	2,978	3,011	1.1 %
2025	August	833	3,272	292.8 %
Total		17,600	20,663	17.4 %



LGVs



Wemyss Bay - Rothesay

Year	Month	Last Year	This Year	Var %
2024	September	1,538	1,766	14.8 %
2024	October	1,547	1,531	-1.0 %
2024	November	1,741	1,654	-5.0 %
2024	December	1,173	1,071	-8.7 %
2025	January	1,737	1,410	-18.8 %
2025	February	2,009	1,482	-26.2 %
2025	March	1,719	1,687	-1.9 %
2025	April	1,816	1,750	-3.6 %
2025	May	1,834	1,910	4.1 %
2025	June	1,611	1,919	19.1 %
2025	July	1,851	2,178	17.7 %
2025	August	1,785	2,004	12.3 %
Total		20,361	20,362	0.0 %

Colintraive - Rhubodach

Year	Month	Last Year	This Year	Var %
2024	September	393	702	78.6 %
2024	October	370	707	91.1 %
2024	November	342	650	90.1 %
2024	December	361	490	35.7 %
2025	January	380	449	18.2 %
2025	February	587	569	-3.1 %
2025	March	566	673	18.9 %
2025	April	506	640	26.5 %
2025	May	625	702	12.3 %
2025	June	653	567	-13.2 %
2025	July	676	761	12.6 %
2025	August	730	642	-12.1 %
Total		6,189	7,552	22.0 %

Tarbert LF - Portavadie

Year	Month	Last Year	This Year	Var %
2024	September	155	207	33.5 %
2024	October	66	154	133.3 %
2024	November	84	94	11.9 %
2024	December	70	54	-22.9 %
2025	January	126	80	-36.5 %
2025	February	138	70	-49.3 %
2025	March	178	99	-44.4 %
2025	April	119	156	31.1 %
2025	May	227	210	-7.5 %
2025	June	190	187	-1.6 %
2025	July	203	199	-2.0 %
2025	August	32	170	431.3 %
Total		1,588	1,680	5.8 %



Motorhomes




Wemyss Bay - Rothesay				
Year	Month	Last Year	This Year	Var %
2024	September	289	394	36.3 %
2024	October	176	151	-14.2 %
2024	November	81	134	65.4 %
2024	December	38	70	84.2 %
2025	January	55	42	-23.6 %
2025	February	96	62	-35.4 %
2025	March	173	138	-20.2 %
2025	April	238	285	19.7 %
2025	May	404	482	19.3 %
2025	June	378	342	-9.5 %
2025	July	435	448	3.0 %
2025	August	375	462	23.2 %
Total		2,738	3,010	9.9 %

Colintraive - Rhubodach				
Year	Month	Last Year	This Year	Var %
2024	September	176	258	46.6 %
2024	October	62	107	72.6 %
2024	November	28	48	71.4 %
2024	December	14	30	114.3 %
2025	January	22	27	22.7 %
2025	February	32	44	37.5 %
2025	March	77	69	-10.4 %
2025	April	140	177	26.4 %
2025	May	265	293	10.6 %
2025	June	228	178	-21.9 %
2025	July	252	214	-15.1 %
2025	August	200	283	41.5 %
Total		1,496	1,728	15.5 %

Tarbert LF - Portavadie				
Year	Month	Last Year	This Year	Var %
2024	September	128	197	53.9 %
2024	October	29	87	200.0 %
2024	November	7	20	185.7 %
2024	December	10	1	-90.0 %
2025	January	8	9	12.5 %
2025	February	11	13	18.2 %
2025	March	47	31	-34.0 %
2025	April	74	160	116.2 %
2025	May	213	272	27.7 %
2025	June	139	186	33.8 %
2025	July	144	189	31.3 %
2025	August	38	228	500.0 %
Total		848	1,393	64.3 %

Reliability & Punctuality



Reliability								
Route	Colintraive - Rhubodach		Gourock - Dunoon		Tarbert LF - Portavadie		Wemyss Bay - Rothesay	
Month	Contractual	Actual	Contractual	Actual	Contractual	Actual	Contractual	Actual
Sep-24	100.0%	100.0%	98.5%	94.5%	94.5%	93.2%	98.2%	97.2%
Oct-24	100.0%	96.4%	88.1%	81.8%	96.8%	90.1%	100.0%	92.4%
Nov-24	99.8%	97.6%	99.1%	88.2%	100.0%	65.0%	100.0%	94.9%
Dec-24	100.0%	93.1%	98.6%	82.9%	100.0%	33.8%	91.8%	74.8%
Jan-25	99.9%	92.9%	99.8%	71.9%	100.0%	41.5%	99.8%	93.7%
Feb-25	100.0%	96.3%	99.5%	82.8%	100.0%	41.9%	100.0%	89.8%
Mar-25	100.0%	99.4%	93.2%	85.1%	100.0%	49.8%	99.8%	96.0%
Apr-25	100.0%	99.5%	59.6%	55.4%	100.0%	98.2%	99.8%	98.7%
May-25	100.0%	100.0%	59.7%	57.9%	95.3%	94.7%	100.0%	100.0%
Jun-25	100.0%	99.8%	60.6%	56.8%	100.0%	99.7%	99.3%	99.3%
Jul-25	99.9%	99.9%	59.3%	58.3%	100.0%	97.0%	99.5%	99.5%
Aug-25	100.0%	98.5%	59.8%	54.7%	100.0%	92.0%	99.5%	94.5%
Total	100.0%	97.8%	80.0%	71.5%	98.7%	79.8%	99.0%	94.4%

Punctuality								
Route	Colintraive - Rhubodach		Gourock - Dunoon		Tarbert LF - Portavadie		Wemyss Bay - Rothesay	
Month	Contractual	Actual	Contractual	Actual	Contractual	Actual	Contractual	Actual
Sep-24	100.0%	100.0%	100.0%	99.8%	99.5%	99.3%	99.7%	97.6%
Oct-24	100.0%	100.0%	99.8%	99.0%	100.0%	97.3%	100.0%	97.1%
Nov-24	100.0%	100.0%	100.0%	100.0%	100.0%	99.3%	100.0%	96.3%
Dec-24	100.0%	100.0%	100.0%	99.8%	99.3%	99.3%	99.5%	94.2%
Jan-25	100.0%	100.0%	99.9%	99.9%	100.0%	100.0%	100.0%	99.2%
Feb-25	100.0%	100.0%	100.0%	99.8%	100.0%	99.4%	100.0%	98.5%
Mar-25	100.0%	100.0%	100.0%	99.9%	100.0%	100.0%	99.9%	98.2%
Apr-25	100.0%	100.0%	100.0%	100.0%	100.0%	100.0%	100.0%	98.6%
May-25	100.0%	100.0%	99.8%	99.8%	98.6%	98.0%	99.8%	96.4%
Jun-25	100.0%	100.0%	100.0%	100.0%	100.0%	100.0%	99.8%	98.8%
Jul-25	99.9%	99.9%	100.0%	100.0%	100.0%	100.0%	99.8%	93.8%
Aug-25	100.0%	99.9%	99.3%	95.4%	100.0%	98.2%	99.8%	95.1%
Total	100.0%	100.0%	99.9%	99.5%	99.8%	99.1%	99.8%	97.0%

Reliability & Punctuality Summary

Summary of Scheduled, Operated, Cancelled & Diverted Sailings by Route and Leg

Month	Route	Leg	Operated Sailings	Scheduled Sailings	Additional Sailings	Cancelled Sailings	Diverted Sailings
Aug-25	Colintraive - Rhubodach	Colintraive-Rhubodach	948	962	0	14	0
Aug-25	Colintraive - Rhubodach	Rhubodach-Colintraive	948	962	0	14	0
Aug-25	Gourock - Dunoon	Dunoon-Gourock (Dunoon)	435	793	1	359	0
Aug-25	Gourock - Dunoon	Gourock (Dunoon)-Dunoon	435	793	1	359	0
Aug-25	Tarbert LF - Portavadie	Portavadie-Tarbert (Loch Fyne)	311	337	1	27	0
Aug-25	Tarbert LF - Portavadie	Tarbert (Loch Fyne)-Portavadie	311	337	1	27	0
Aug-25	Wemyss Bay - Rothesay	Gourock (Divert)-Rothesay	7		7	0	0
Aug-25	Wemyss Bay - Rothesay	Rothesay-Gourock (Divert)	7	7	0	0	7
Aug-25	Wemyss Bay - Rothesay	Rothesay-Wemyss Bay	397	417	0	20	0
Aug-25	Wemyss Bay - Rothesay	Wemyss Bay-Rothesay	397	424	0	27	0
Total			4,196	5,032	11	847	7

Summary of Cancellations, Lateness & Relief Events by Route and Leg

Month	Route	Leg	Cancelled Sailings	Cancelled (Relief)	Cancelled (No Relief)	On Time	Level 1 Late	Level 1 (Relief)	Level 1 (No Relief)	Level 2 Late	Level 2 (Relief)	Level 2 (No Relief)
Aug-25	Colintraive - Rhubodach	Colintraive-Rhubodach	14	14	0	948	0	0	0	0	0	0
Aug-25	Colintraive - Rhubodach	Rhubodach-Colintraive	14	14	0	947	1	1	0	0	0	0
Aug-25	Gourock - Dunoon	Dunoon-Gourock (Dunoon)	359	41	318	413	6	6	0	15	12	3
Aug-25	Gourock - Dunoon	Gourock (Dunoon)-Dunoon	359	40	319	415	3	3	0	16	13	3
Aug-25	Tarbert LF - Portavadie	Portavadie-Tarbert (Loch Fyne)	27	27	0	305	3	3	0	2	2	0
Aug-25	Tarbert LF - Portavadie	Tarbert (Loch Fyne)-Portavadie	27	27	0	304	5	5	0	1	1	0
Aug-25	Wemyss Bay - Rothesay	Gourock (Divert)-Rothesay	0	0	0	0	0	0	0	0	0	0
Aug-25	Wemyss Bay - Rothesay	Rothesay-Gourock (Divert)	0	0	0	1	0	0	0	6	6	0
Aug-25	Wemyss Bay - Rothesay	Rothesay-Wemyss Bay	20	18	2	382	14	14	0	1	1	0
Aug-25	Wemyss Bay - Rothesay	Wemyss Bay-Rothesay	27	25	2	379	16	14	2	2	2	0
Total			847	206	641	4,094	48	46	2	43	37	6