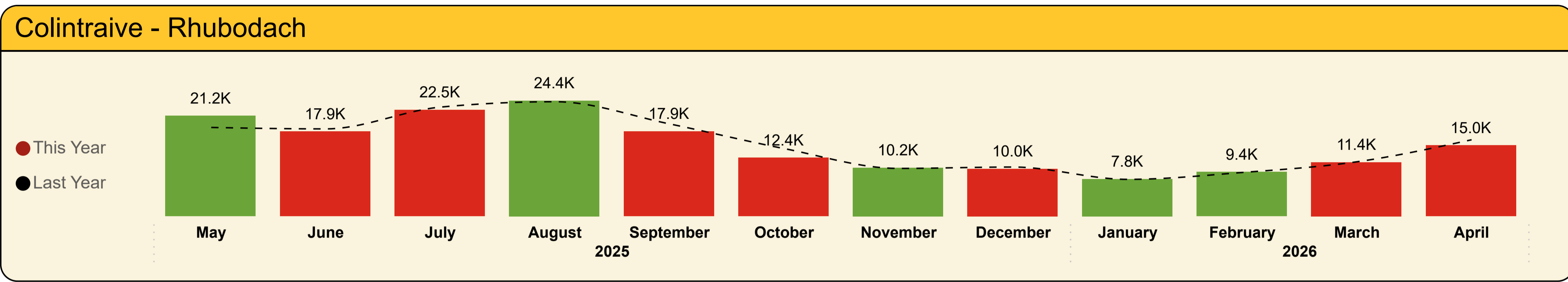


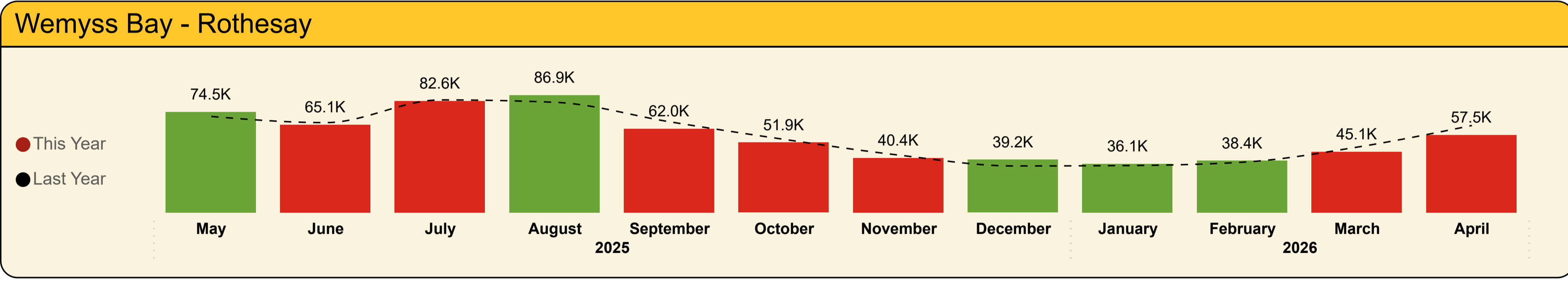


Shipped Passengers



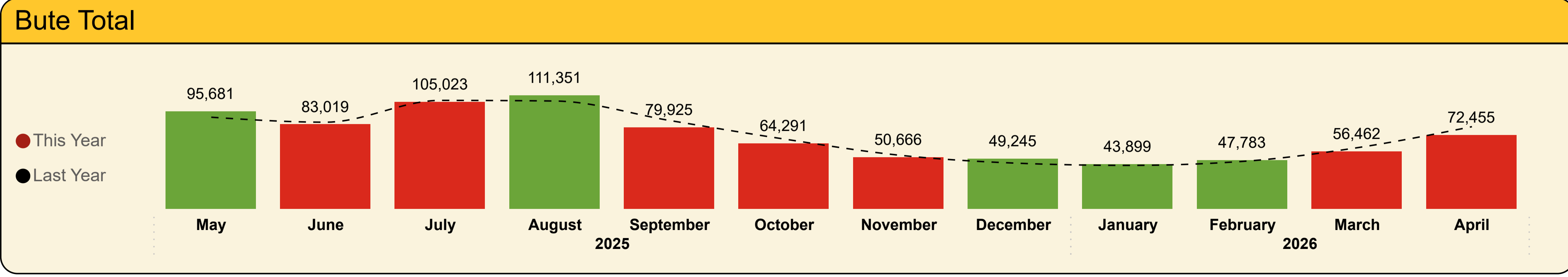
This Month YoY
14,987
LY: 16,153 (-7.22%)

YoY
180,149
LY: 183,440 (-1.8%)



This Month YoY
57,468
LY: 64,459 (-10.85%)

YoY
679,651
LY: 686,202 (-1%)

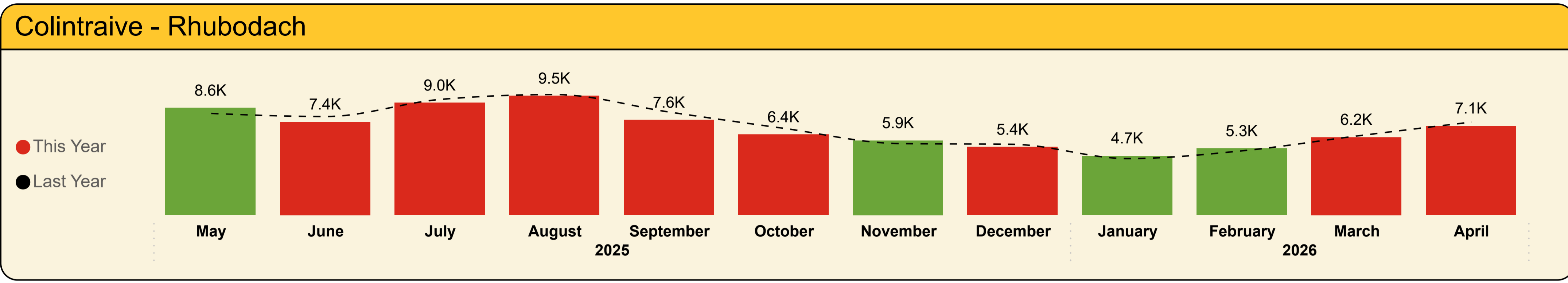


This Month YoY
72,455
LY: 80,612 (-10.12%)

YoY
859,800
LY: 869,642 (-1.1%)



Shipped Cars

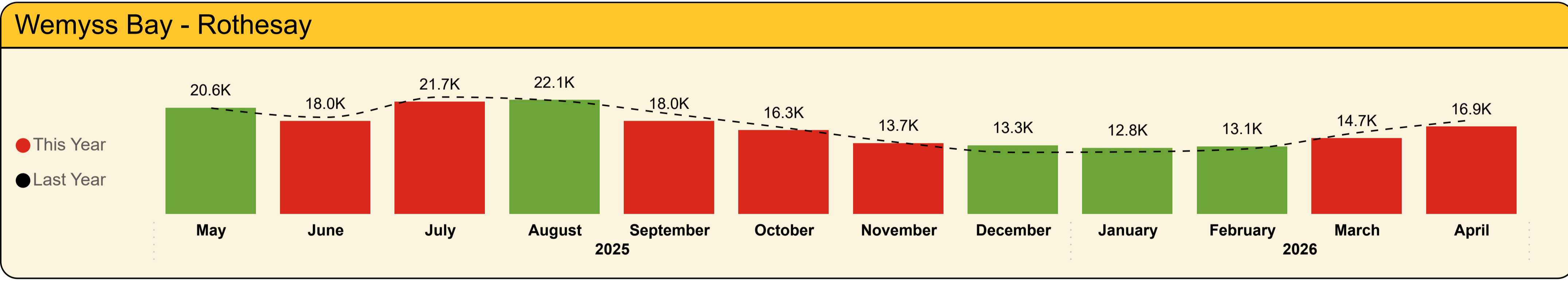


This Month YoY

7,109
LY: 7,426 (-4.27%)

YoY

83,281
LY: 84,736 (-1.7%)

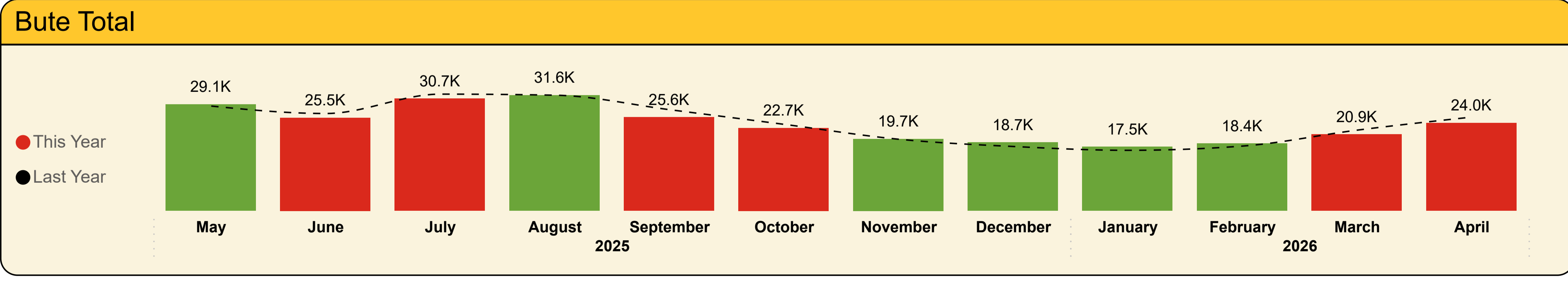


This Month YoY

16,940
LY: 18,218 (-7.02%)

YoY

201,246
LY: 204,582 (-1.6%)



This Month YoY

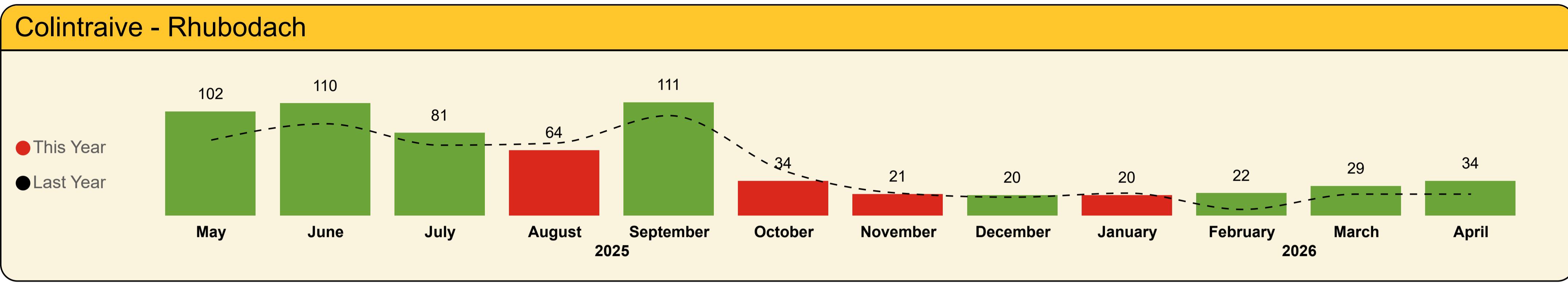
24,049
LY: 25,644 (-6.22%)

YoY

284,527
LY: 289,318 (-1.7%)



Shipped Coaches

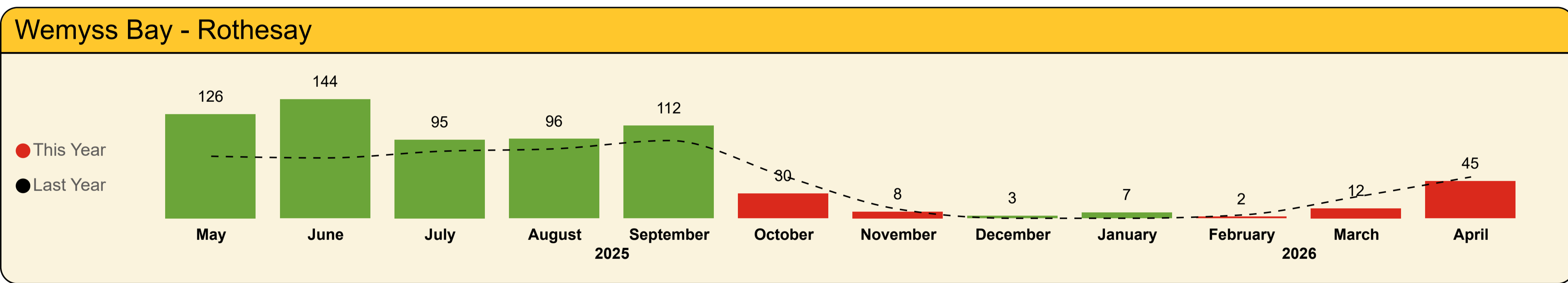


This Month YoY

34
LY: 21 (+61.9%)

YoY

648
LY: 556 (+16.5%)

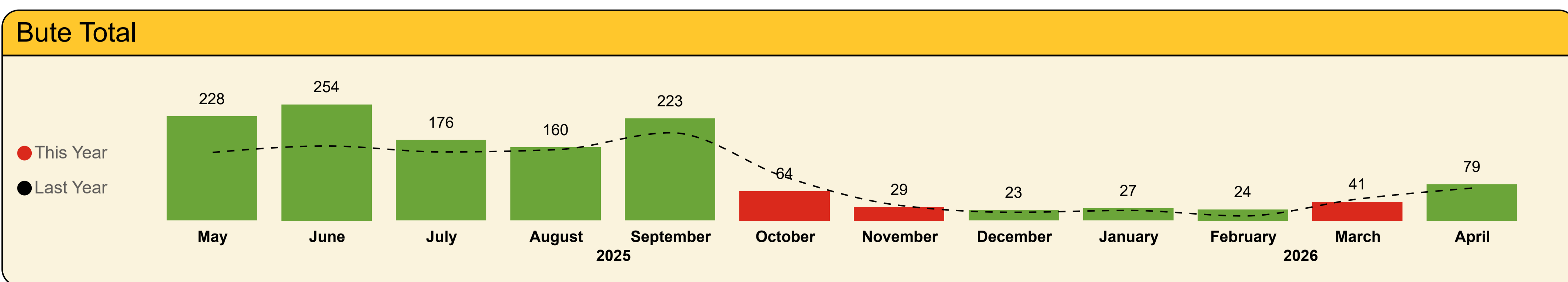


This Month YoY

45
LY: 50 (-10%)

YoY

680
LY: 549 (+23.9%)



This Month YoY

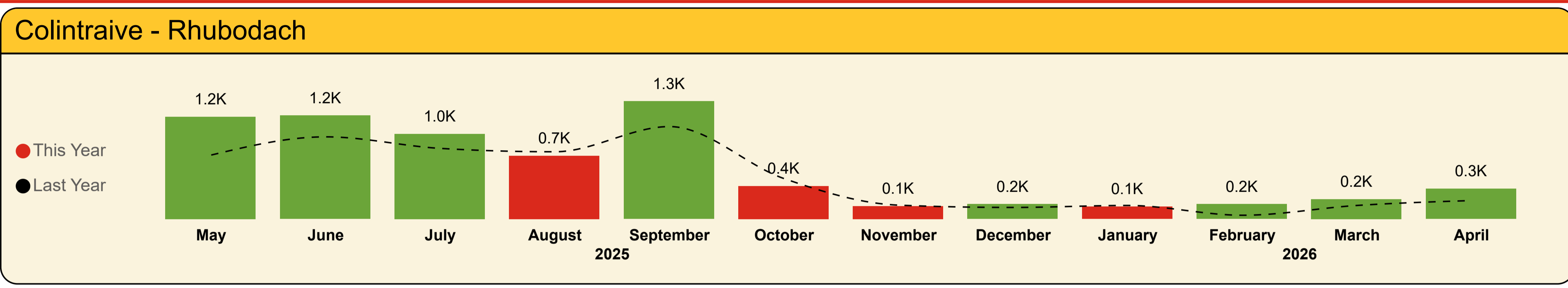
79
LY: 71 (+11.27%)

YoY

1328
LY: 1,105 (+20.2%)



Shipped Coach Metres

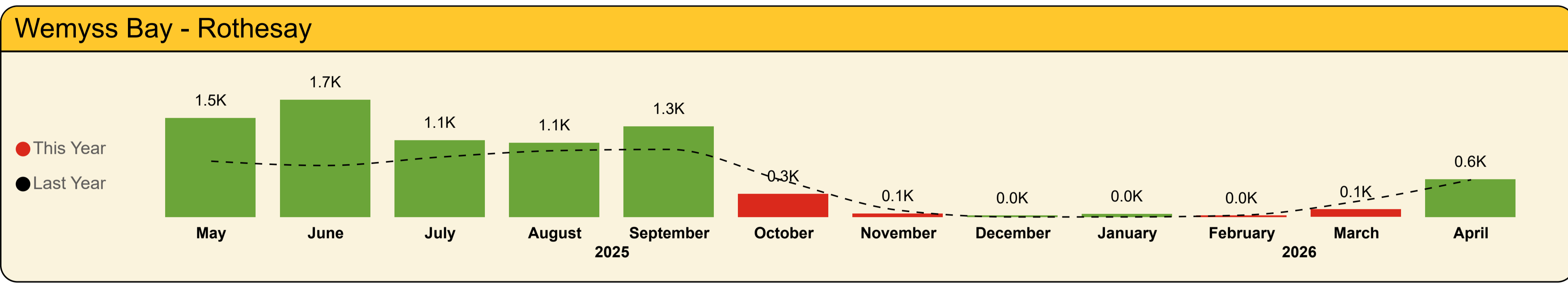


This Month YoY

342.7
LY: 208.3 (+64.5%)

YoY

6.9K
LY: 5.6K (+24.2%)

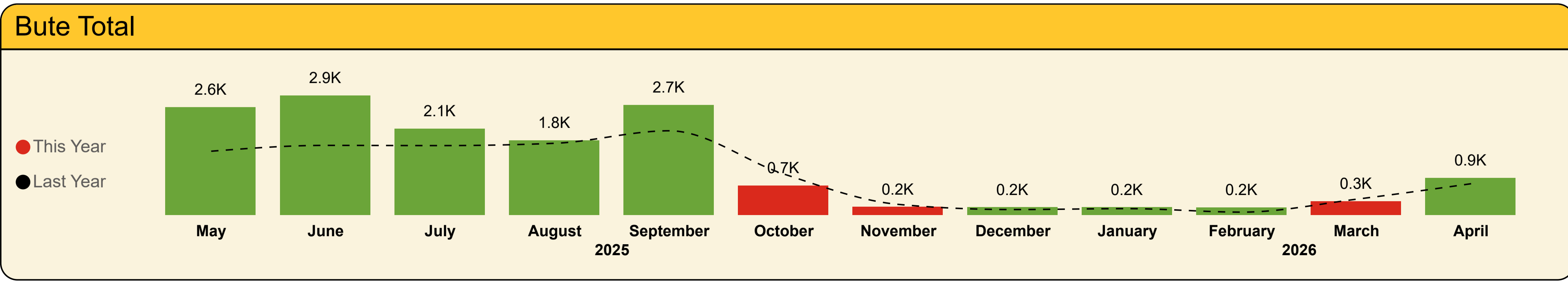


This Month YoY

559.6
LY: 551.1 (+1.5%)

YoY

7.9K
LY: 5.9K (+34.4%)



This Month YoY

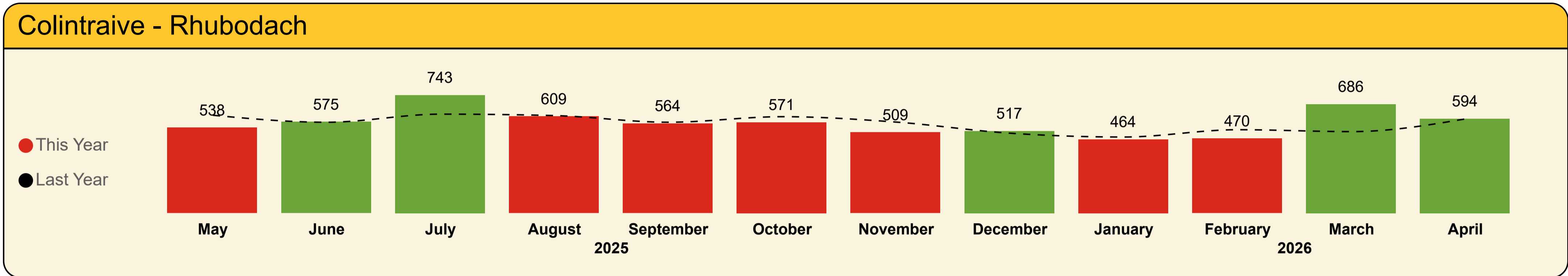
902.3
LY: 759.4 (+18.8%)

YoY

14.8K
LY: 11.5K (+29.4%)



Shipped Commercial Vehicles

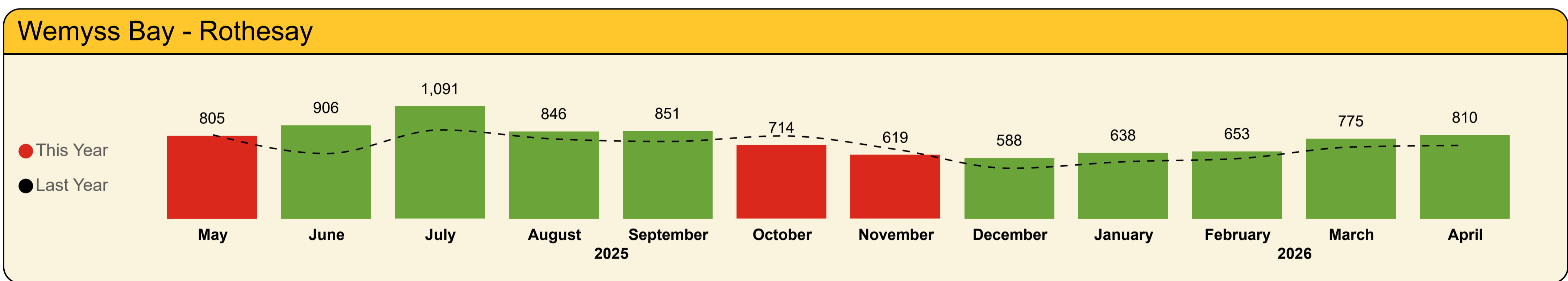


This Month YoY

594
LY: 593 (+0.2%)

YoY

6,840
LY: 6,790 (+0.7%)

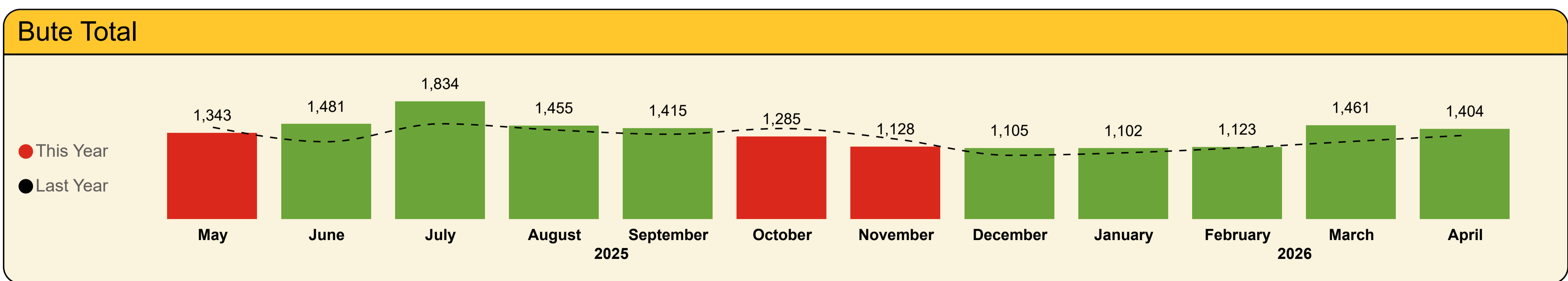


This Month YoY

810
LY: 711 (+13.9%)

YoY

9,296
LY: 8,333 (+11.6%)



This Month YoY

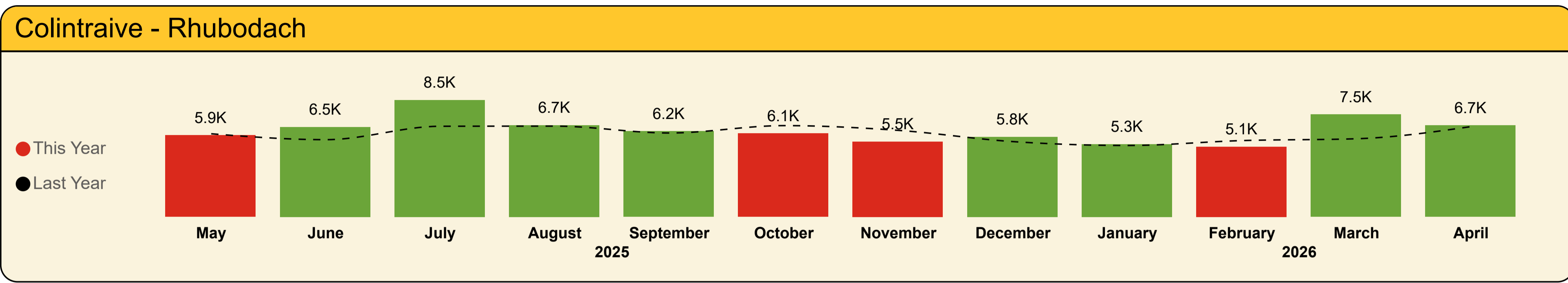
1,404
LY: 1,304 (+7.7%)

YoY

16,136
LY: 15,123 (+6.7%)



Shipped Commercial Vehicle Metres

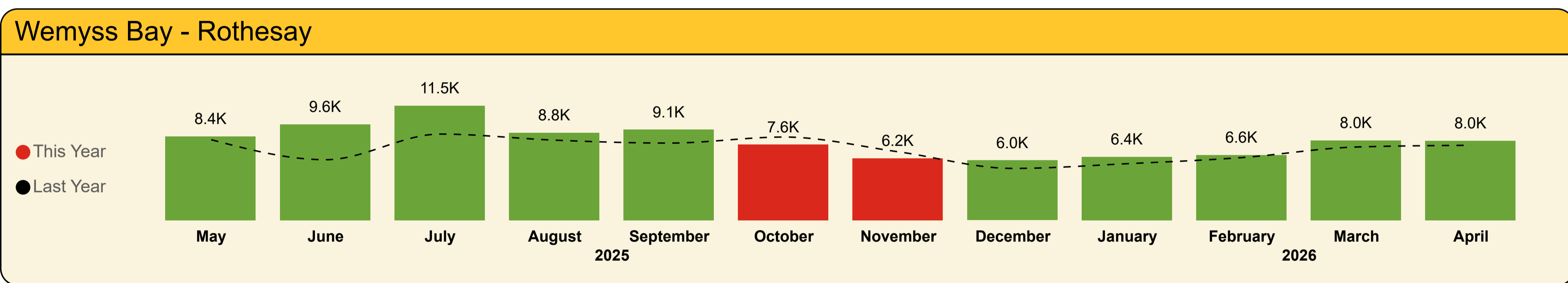


This Month YoY

6.7K
LY: 6.6K (+1.3%)

YoY

75.8K
LY: 72.4K (+4.6%)

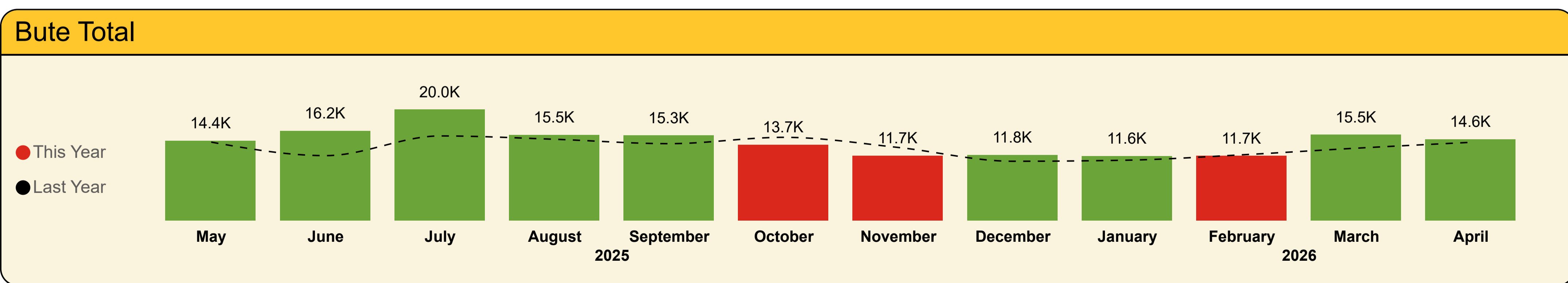


This Month YoY

8.0K
LY: 7.5K (+5.9%)

YoY

96.2K
LY: 85.9K (+12%)



This Month YoY

14.6K
LY: 14.1K (+3.8%)

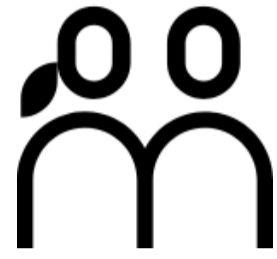
YoY

172.0K
LY: 158.3K (+8.6%)



Bute Total

Contractual Carrying Groups



| | |
|-----------------------|---------------------|
| This Month YoY | YoY |
| 72,455 | 859,800 |
| LY: 80,612 (-10.1%) | LY: 869,642 (-1.1%) |

Passengers



| | |
|-----------------------|---------------------|
| This Month YoY | YoY |
| 24,049 | 284,527 |
| LY: 25,644 (-6.2%) | LY: 289,318 (-1.7%) |

Cars



| | |
|-----------------------|---------------------|
| This Month YoY | YoY |
| 902.30 | 14.84K |
| LY: 759.44 (+18.8%) | LY: 11.47K (+29.4%) |

Coach Metres



| | |
|-----------------------|---------------------|
| This Month YoY | YoY |
| 14.63K | 171.96K |
| LY: 14.10K (+3.8%) | LY: 158.34K (+8.6%) |


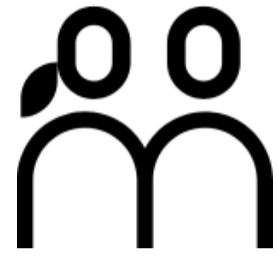
Commercial Vehicle Metres

| Year | Month | Last Year | This Year | Variance |
|--------------|-----------|----------------|----------------|--------------|
| 2025 | May | 89,905 | 95,681 | 6.4% |
| 2025 | June | 85,040 | 83,019 | -2.4% |
| 2025 | July | 106,451 | 105,023 | -1.3% |
| 2025 | August | 105,817 | 111,351 | 5.2% |
| 2025 | September | 86,698 | 79,925 | -7.8% |
| 2025 | October | 68,463 | 64,291 | -6.1% |
| 2025 | November | 52,646 | 50,666 | -3.8% |
| 2025 | December | 44,902 | 49,245 | 9.7% |
| 2026 | January | 42,605 | 43,899 | 3.0% |
| 2026 | February | 46,528 | 47,783 | 2.7% |
| 2026 | March | 59,975 | 56,462 | -5.9% |
| 2026 | April | 80,612 | 72,455 | -10.1% |
| Total | | 869,642 | 859,800 | -1.1% |

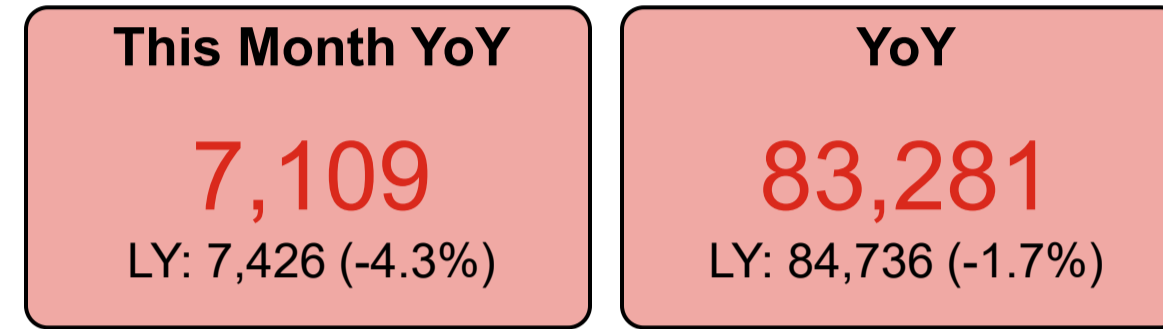
| Year | Month | Last Year | This Year | Variance |
|--------------|-----------|----------------|----------------|--------------|
| 2025 | May | 28,656 | 29,141 | 1.7% |
| 2025 | June | 26,624 | 25,459 | -4.4% |
| 2025 | July | 31,925 | 30,712 | -3.8% |
| 2025 | August | 31,634 | 31,639 | 0.0% |
| 2025 | September | 27,665 | 25,585 | -7.5% |
| 2025 | October | 23,651 | 22,684 | -4.1% |
| 2025 | November | 19,577 | 19,679 | 0.5% |
| 2025 | December | 17,596 | 18,737 | 6.5% |
| 2026 | January | 16,553 | 17,533 | 5.9% |
| 2026 | February | 17,716 | 18,410 | 3.9% |
| 2026 | March | 22,077 | 20,899 | -5.3% |
| 2026 | April | 25,644 | 24,049 | -6.2% |
| Total | | 289,318 | 284,527 | -1.7% |

| Year | Month | Last Year | This Year | Variance |
|--------------|-----------|-----------------|-----------------|--------------|
| 2025 | May | 1,550.9 | 2,627.2 | 69.4% |
| 2025 | June | 1,692.8 | 2,910.0 | 71.9% |
| 2025 | July | 1,687.5 | 2,099.1 | 24.4% |
| 2025 | August | 1,743.6 | 1,817.4 | 4.2% |
| 2025 | September | 2,048.2 | 2,676.6 | 30.7% |
| 2025 | October | 994.5 | 718.8 | -27.7% |
| 2025 | November | 256.3 | 197.2 | -23.1% |
| 2025 | December | 130.4 | 186.6 | 43.1% |
| 2026 | January | 152.9 | 187.5 | 22.6% |
| 2026 | February | 68.0 | 181.0 | 166.2% |
| 2026 | March | 383.0 | 336.5 | -12.1% |
| 2026 | April | 759.4 | 902.3 | 18.8% |
| Total | | 11,467.3 | 14,840.0 | 29.4% |


| Year | Month | Last Year | This Year | Variance |
|--------------|-----------|------------------|------------------|-------------|
| 2025 | May | 14,140.5 | 14,372.6 | 1.6% |
| 2025 | June | 11,700.9 | 16,160.4 | 38.1% |
| 2025 | July | 15,253.9 | 20,012.1 | 31.2% |
| 2025 | August | 14,651.4 | 15,459.8 | 5.5% |
| 2025 | September | 13,858.2 | 15,340.7 | 10.7% |
| 2025 | October | 15,003.2 | 13,677.8 | -8.8% |
| 2025 | November | 13,171.7 | 11,685.1 | -11.3% |
| 2025 | December | 10,684.8 | 11,837.7 | 10.8% |
| 2026 | January | 10,879.9 | 11,646.4 | 7.0% |
| 2026 | February | 11,848.6 | 11,665.7 | -1.5% |
| 2026 | March | 13,045.0 | 15,473.7 | 18.6% |
| 2026 | April | 14,100.5 | 14,630.5 | 3.8% |
| Total | | 158,338.5 | 171,962.5 | 8.6% |



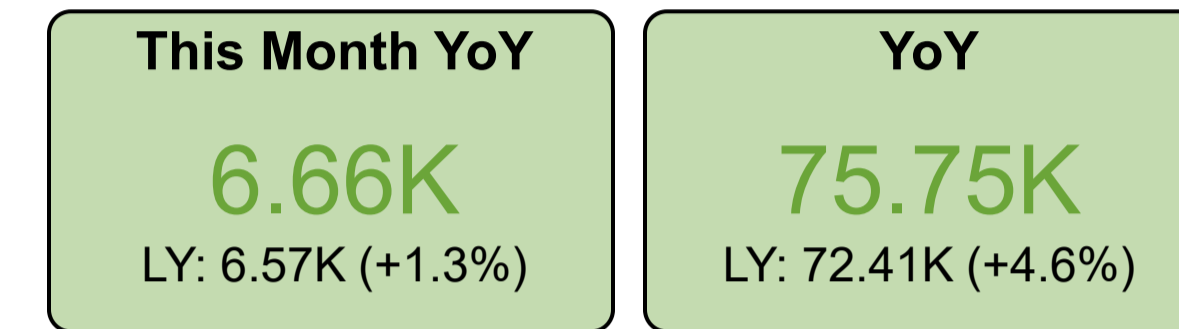
Passengers



Cars



Coach Metres



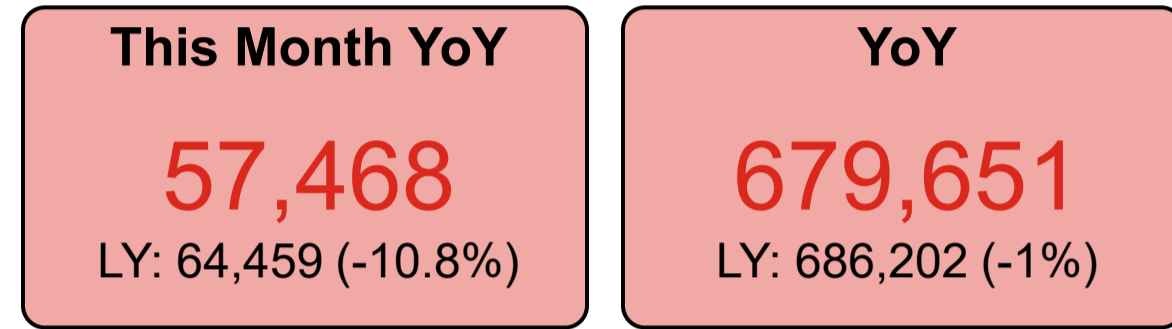
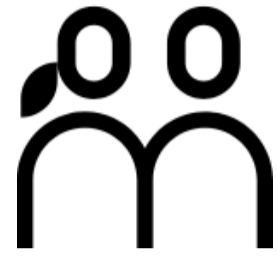
Commercial Vehicle Metres

| Year | Month | Last Year | This Year | Variance |
|--------------|-----------|----------------|----------------|--------------|
| 2025 | May | 18,755 | 21,217 | 13.1% |
| 2025 | June | 18,449 | 17,899 | -3.0% |
| 2025 | July | 23,047 | 22,465 | -2.5% |
| 2025 | August | 24,182 | 24,417 | 1.0% |
| 2025 | September | 19,502 | 17,921 | -8.1% |
| 2025 | October | 14,294 | 12,364 | -13.5% |
| 2025 | November | 10,108 | 10,237 | 1.3% |
| 2025 | December | 10,395 | 10,039 | -3.4% |
| 2026 | January | 7,795 | 7,849 | 0.7% |
| 2026 | February | 9,250 | 9,363 | 1.2% |
| 2026 | March | 11,510 | 11,391 | -1.0% |
| 2026 | April | 16,153 | 14,987 | -7.2% |
| Total | | 183,440 | 180,149 | -1.8% |

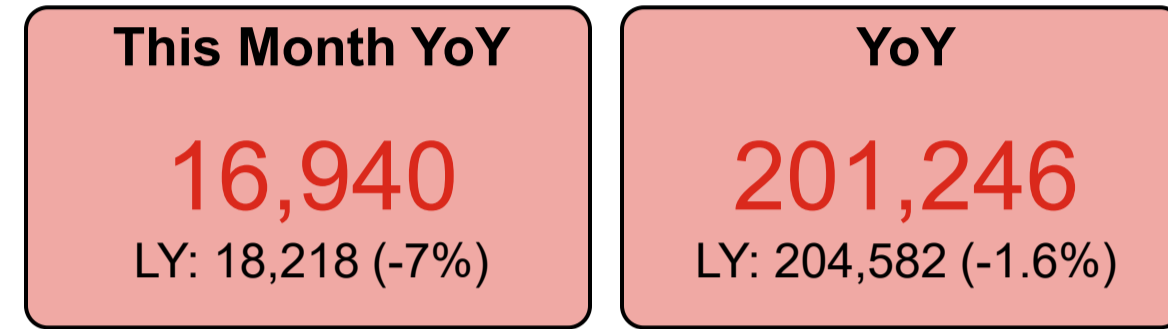
| Year | Month | Last Year | This Year | Variance |
|--------------|-----------|---------------|---------------|--------------|
| 2025 | May | 8,116 | 8,560 | 5.5% |
| 2025 | June | 7,869 | 7,441 | -5.4% |
| 2025 | July | 9,237 | 8,966 | -2.9% |
| 2025 | August | 9,626 | 9,525 | -1.0% |
| 2025 | September | 8,223 | 7,594 | -7.6% |
| 2025 | October | 6,923 | 6,431 | -7.1% |
| 2025 | November | 5,711 | 5,947 | 4.1% |
| 2025 | December | 5,648 | 5,446 | -3.6% |
| 2026 | January | 4,509 | 4,721 | 4.7% |
| 2026 | February | 5,132 | 5,330 | 3.9% |
| 2026 | March | 6,316 | 6,211 | -1.7% |
| 2026 | April | 7,426 | 7,109 | -4.3% |
| Total | | 84,736 | 83,281 | -1.7% |

| Year | Month | Last Year | This Year | Variance |
|--------------|-----------|----------------|----------------|--------------|
| 2025 | May | 724.2 | 1,158.3 | 59.9% |
| 2025 | June | 930.2 | 1,172.0 | 26.0% |
| 2025 | July | 799.5 | 963.0 | 20.5% |
| 2025 | August | 761.3 | 716.4 | -5.9% |
| 2025 | September | 1,046.6 | 1,333.7 | 27.4% |
| 2025 | October | 457.3 | 373.8 | -18.3% |
| 2025 | November | 156.4 | 146.4 | -6.4% |
| 2025 | December | 130.4 | 167.4 | 28.4% |
| 2026 | January | 152.9 | 140.0 | -8.4% |
| 2026 | February | 42.0 | 168.0 | 300.0% |
| 2026 | March | 153.0 | 223.5 | 46.1% |
| 2026 | April | 208.3 | 342.7 | 64.5% |
| Total | | 5,561.9 | 6,905.2 | 24.2% |


| Year | Month | Last Year | This Year | Variance |
|--------------|-----------|-----------------|-----------------|-------------|
| 2025 | May | 6,048.8 | 5,939.2 | -1.8% |
| 2025 | June | 5,619.6 | 6,536.8 | 16.3% |
| 2025 | July | 6,596.3 | 8,501.9 | 28.9% |
| 2025 | August | 6,606.1 | 6,667.9 | 0.9% |
| 2025 | September | 6,106.6 | 6,235.0 | 2.1% |
| 2025 | October | 6,643.0 | 6,077.1 | -8.5% |
| 2025 | November | 6,297.1 | 5,473.7 | -13.1% |
| 2025 | December | 5,479.0 | 5,818.3 | 6.2% |
| 2026 | January | 5,197.6 | 5,288.6 | 1.8% |
| 2026 | February | 5,553.5 | 5,102.5 | -8.1% |
| 2026 | March | 5,686.8 | 7,455.3 | 31.1% |
| 2026 | April | 6,571.1 | 6,656.1 | 1.3% |
| Total | | 72,405.2 | 75,752.3 | 4.6% |




Passengers



Cars



Coach Metres



Commercial Vehicle Metres

| Year | Month | Last Year | This Year | Variance |
|--------------|-----------|----------------|----------------|--------------|
| 2025 | May | 71,150 | 74,464 | 4.7% |
| 2025 | June | 66,591 | 65,120 | -2.2% |
| 2025 | July | 83,404 | 82,558 | -1.0% |
| 2025 | August | 81,635 | 86,934 | 6.5% |
| 2025 | September | 67,196 | 62,004 | -7.7% |
| 2025 | October | 54,169 | 51,927 | -4.1% |
| 2025 | November | 42,538 | 40,429 | -5.0% |
| 2025 | December | 34,507 | 39,206 | 13.6% |
| 2026 | January | 34,810 | 36,050 | 3.6% |
| 2026 | February | 37,278 | 38,420 | 3.1% |
| 2026 | March | 48,465 | 45,071 | -7.0% |
| 2026 | April | 64,459 | 57,468 | -10.8% |
| Total | | 686,202 | 679,651 | -1.0% |

| Year | Month | Last Year | This Year | Variance |
|--------------|-----------|----------------|----------------|--------------|
| 2025 | May | 20,540 | 20,581 | 0.2% |
| 2025 | June | 18,755 | 18,018 | -3.9% |
| 2025 | July | 22,688 | 21,746 | -4.2% |
| 2025 | August | 22,008 | 22,114 | 0.5% |
| 2025 | September | 19,442 | 17,991 | -7.5% |
| 2025 | October | 16,728 | 16,253 | -2.8% |
| 2025 | November | 13,866 | 13,732 | -1.0% |
| 2025 | December | 11,948 | 13,291 | 11.2% |
| 2026 | January | 12,044 | 12,812 | 6.4% |
| 2026 | February | 12,584 | 13,080 | 3.9% |
| 2026 | March | 15,761 | 14,688 | -6.8% |
| 2026 | April | 18,218 | 16,940 | -7.0% |
| Total | | 204,582 | 201,246 | -1.6% |

| Year | Month | Last Year | This Year | Variance |
|--------------|-----------|----------------|----------------|--------------|
| 2025 | May | 826.7 | 1,468.8 | 77.7% |
| 2025 | June | 762.6 | 1,738.0 | 127.9% |
| 2025 | July | 888.0 | 1,136.1 | 27.9% |
| 2025 | August | 982.3 | 1,101.0 | 12.1% |
| 2025 | September | 1,001.6 | 1,342.9 | 34.1% |
| 2025 | October | 537.2 | 345.0 | -35.8% |
| 2025 | November | 100.0 | 50.8 | -49.2% |
| 2025 | December | 0.0 | 19.2 | 0.0% |
| 2026 | January | 0.0 | 47.5 | 0.0% |
| 2026 | February | 26.0 | 13.0 | -50.0% |
| 2026 | March | 230.0 | 113.0 | -50.9% |
| 2026 | April | 551.1 | 559.6 | 1.5% |
| Total | | 5,905.4 | 7,934.9 | 34.4% |

| Year | Month | Last Year | This Year | Variance |
|--------------|-----------|-----------------|-----------------|--------------|
| 2025 | May | 8,091.7 | 8,433.4 | 4.2% |
| 2025 | June | 6,081.4 | 9,623.6 | 58.2% |
| 2025 | July | 8,657.6 | 11,510.2 | 32.9% |
| 2025 | August | 8,045.3 | 8,791.9 | 9.3% |
| 2025 | September | 7,751.6 | 9,105.8 | 17.5% |
| 2025 | October | 8,360.2 | 7,600.7 | -9.1% |
| 2025 | November | 6,874.6 | 6,211.4 | -9.6% |
| 2025 | December | 5,205.9 | 6,019.4 | 15.6% |
| 2026 | January | 5,682.3 | 6,357.8 | 11.9% |
| 2026 | February | 6,295.1 | 6,563.2 | 4.3% |
| 2026 | March | 7,358.2 | 8,018.5 | 9.0% |
| 2026 | April | 7,529.5 | 7,974.4 | 5.9% |
| Total | | 85,933.3 | 96,210.2 | 12.0% |



Cars



Colintraive - Rhubodach

| Year | Month | Last Year | This Year | Var % |
|--------------|-----------|---------------|---------------|-------------|
| 2025 | May | 6,661 | 7,340 | 10.1% |
| 2025 | June | 6,493 | 6,491 | -2.0% |
| 2025 | July | 7,742 | 7,810 | 1.7% |
| 2025 | August | 8,225 | 8,486 | 2.9% |
| 2025 | September | 6,855 | 6,645 | -4.6% |
| 2025 | October | 5,763 | 5,440 | -5.3% |
| 2025 | November | 4,770 | 5,084 | 7.5% |
| 2025 | December | 4,834 | 4,616 | 0.1% |
| 2026 | January | 3,842 | 3,849 | 7.6% |
| 2026 | February | 4,359 | 4,442 | 5.5% |
| 2026 | March | 5,400 | 5,252 | -0.2% |
| 2026 | April | 6,383 | 5,904 | -2.6% |
| Total | | 71,327 | 71,359 | 1.4% |

Wemyss Bay - Rothesay

| Year | Month | Last Year | This Year | Var % |
|--------------|-----------|----------------|----------------|--------------|
| 2025 | May | 17,183 | 17,098 | 0.8% |
| 2025 | June | 15,779 | 14,767 | -4.1% |
| 2025 | July | 19,301 | 18,105 | -3.8% |
| 2025 | August | 18,416 | 18,817 | 3.5% |
| 2025 | September | 16,400 | 15,028 | -6.4% |
| 2025 | October | 14,140 | 13,407 | -1.5% |
| 2025 | November | 11,684 | 11,003 | -4.7% |
| 2025 | December | 9,870 | 10,888 | 12.5% |
| 2026 | January | 9,882 | 10,457 | 7.9% |
| 2026 | February | 10,184 | 10,643 | 6.5% |
| 2026 | March | 12,895 | 11,855 | -4.2% |
| 2026 | April | 15,456 | 13,967 | -6.1% |
| Total | | 171,190 | 166,035 | -0.7% |



LGVs



Colintraive - Rhubodach

| Year | Month | Last Year | This Year | Var |
|--------------|-----------|--------------|--------------|--------------|
| 2025 | May | 625 | 702 | 12.3% |
| 2025 | June | 653 | 567 | -13.2% |
| 2025 | July | 676 | 761 | 12.6% |
| 2025 | August | 730 | 642 | -12.1% |
| 2025 | September | 702 | 618 | -12.0% |
| 2025 | October | 707 | 709 | 0.3% |
| 2025 | November | 650 | 714 | 9.8% |
| 2025 | December | 490 | 673 | 37.3% |
| 2026 | January | 449 | 748 | 66.6% |
| 2026 | February | 569 | 737 | 29.5% |
| 2026 | March | 673 | 799 | 18.7% |
| 2026 | April | 640 | 940 | 46.9% |
| Total | | 7,564 | 8,610 | 13.8% |

Wemyss Bay - Rothesay

| Year | Month | Last Year | This Year | Var |
|--------------|-----------|---------------|---------------|--------------|
| 2025 | May | 1,834 | 1,910 | 4.1% |
| 2025 | June | 1,611 | 1,919 | 19.1% |
| 2025 | July | 1,851 | 2,178 | 17.7% |
| 2025 | August | 1,785 | 2,002 | 12.2% |
| 2025 | September | 1,766 | 1,962 | 11.1% |
| 2025 | October | 1,531 | 1,944 | 27.0% |
| 2025 | November | 1,654 | 1,764 | 6.7% |
| 2025 | December | 1,071 | 1,401 | 30.8% |
| 2026 | January | 1,410 | 1,735 | 23.0% |
| 2026 | February | 1,482 | 1,757 | 18.6% |
| 2026 | March | 1,687 | 2,080 | 23.3% |
| 2026 | April | 1,750 | 2,165 | 23.7% |
| Total | | 19,432 | 22,817 | 17.4% |



Motorhomes



Colintraive - Rhubodach

| Year | Month | Last Year | This Year | Var |
|--------------|-----------|--------------|--------------|--------------|
| 2025 | May | 265 | 293 | 10.6% |
| 2025 | June | 228 | 178 | -21.9% |
| 2025 | July | 252 | 214 | -15.1% |
| 2025 | August | 200 | 283 | 41.5% |
| 2025 | September | 258 | 192 | -25.6% |
| 2025 | October | 107 | 92 | -14.0% |
| 2025 | November | 48 | 41 | -14.6% |
| 2025 | December | 30 | 39 | 30.0% |
| 2026 | January | 27 | 22 | -18.5% |
| 2026 | February | 44 | 39 | -11.4% |
| 2026 | March | 69 | 71 | 2.9% |
| 2026 | April | 177 | 174 | -1.7% |
| Total | | 1,705 | 1,638 | -3.9% |

Wemyss Bay - Rothesay

| Year | Month | Last Year | This Year | Var |
|--------------|-----------|--------------|--------------|-------------|
| 2025 | May | 404 | 482 | 19.3% |
| 2025 | June | 378 | 342 | -9.5% |
| 2025 | July | 435 | 448 | 3.0% |
| 2025 | August | 375 | 462 | 23.2% |
| 2025 | September | 394 | 322 | -18.3% |
| 2025 | October | 151 | 181 | 19.9% |
| 2025 | November | 134 | 78 | -41.8% |
| 2025 | December | 70 | 79 | 12.9% |
| 2026 | January | 42 | 57 | 35.7% |
| 2026 | February | 62 | 101 | 62.9% |
| 2026 | March | 138 | 135 | -2.2% |
| 2026 | April | 285 | 254 | -10.9% |
| Total | | 2,868 | 2,941 | 2.5% |



Caravans



Colintraive - Rhubodach


| Year | Month | Last Year | This Year | Var |
|--------------|-----------|-----------|-----------|---------------|
| 2025 | May | 7 | 5 | -28.6% |
| 2025 | June | 5 | 5 | 0.0% |
| 2025 | July | 14 | 10 | -28.6% |
| 2025 | August | 3 | 3 | 0.0% |
| 2025 | September | 5 | 3 | -40.0% |
| 2025 | October | 2 | 6 | 200.0% |
| 2025 | November | 2 | 1 | -50.0% |
| 2025 | December | 0 | 0 | 0.0% |
| 2026 | January | 2 | 0 | -100.0% |
| 2026 | February | 0 | 0 | 0.0% |
| 2026 | March | 3 | 0 | -100.0% |
| 2026 | April | 6 | 2 | -66.7% |
| Total | | 49 | 35 | -28.6% |

Wemyss Bay - Rothesay

| Year | Month | Last Year | This Year | Var |
|--------------|-----------|------------|------------|---------------|
| 2025 | May | 8 | 13 | 62.5% |
| 2025 | June | 22 | 20 | -9.1% |
| 2025 | July | 50 | 34 | -32.0% |
| 2025 | August | 17 | 20 | 17.6% |
| 2025 | September | 26 | 34 | 30.8% |
| 2025 | October | 14 | 9 | -35.7% |
| 2025 | November | 4 | 3 | -25.0% |
| 2025 | December | 0 | 2 | 0.0% |
| 2026 | January | 3 | 0 | -100.0% |
| 2026 | February | 5 | 0 | -100.0% |
| 2026 | March | 7 | 2 | -71.4% |
| 2026 | April | 12 | 1 | -91.7% |
| Total | | 168 | 138 | -17.9% |



Trailers



Colintraive - Rhubodach

| Year | Month | Last Year | This Year | Var |
|--------------|-----------|------------|------------|--------------|
| 2025 | May | 62 | 62 | 0.0% |
| 2025 | June | 75 | 54 | -28.0% |
| 2025 | July | 70 | 119 | 70.0% |
| 2025 | August | 59 | 76 | 28.8% |
| 2025 | September | 101 | 99 | -2.0% |
| 2025 | October | 105 | 82 | -21.9% |
| 2025 | November | 60 | 89 | 48.3% |
| 2025 | December | 58 | 91 | 56.9% |
| 2026 | January | 58 | 81 | 39.7% |
| 2026 | February | 58 | 83 | 43.1% |
| 2026 | March | 54 | 60 | 11.1% |
| 2026 | April | 64 | 59 | -7.8% |
| Total | | 824 | 955 | 15.9% |

Wemyss Bay - Rothesay

| Year | Month | Last Year | This Year | Var |
|--------------|-----------|--------------|--------------|--------------|
| 2025 | May | 169 | 234 | 38.5% |
| 2025 | June | 142 | 134 | -5.6% |
| 2025 | July | 204 | 242 | 18.6% |
| 2025 | August | 169 | 179 | 5.9% |
| 2025 | September | 180 | 193 | 7.2% |
| 2025 | October | 150 | 168 | 12.0% |
| 2025 | November | 126 | 149 | 18.3% |
| 2025 | December | 79 | 113 | 43.0% |
| 2026 | January | 123 | 120 | -2.4% |
| 2026 | February | 123 | 134 | 8.9% |
| 2026 | March | 124 | 146 | 17.7% |
| 2026 | April | 123 | 145 | 17.9% |
| Total | | 1,712 | 1,957 | 14.3% |



Motorbikes



Colintraive - Rhubodach

| Year | Month | Last Year | This Year | Var |
|--------------|-----------|--------------|--------------|-------------|
| 2025 | May | 336 | 488 | 45.2% |
| 2025 | June | 267 | 249 | -6.7% |
| 2025 | July | 238 | 288 | 21.0% |
| 2025 | August | 242 | 291 | 20.2% |
| 2025 | September | 280 | 208 | -25.7% |
| 2025 | October | 48 | 50 | 4.2% |
| 2025 | November | 31 | 9 | -71.0% |
| 2025 | December | 1 | 4 | 300.0% |
| 2026 | January | 10 | 11 | 10.0% |
| 2026 | February | 9 | 23 | 155.6% |
| 2026 | March | 69 | 44 | -36.2% |
| 2026 | April | 253 | 211 | -16.6% |
| Total | | 1,784 | 1,876 | 5.2% |

Wemyss Bay - Rothesay

| Year | Month | Last Year | This Year | Var |
|--------------|-----------|--------------|--------------|-------------|
| 2025 | May | 250 | 345 | 38.0% |
| 2025 | June | 193 | 211 | 9.3% |
| 2025 | July | 186 | 218 | 17.2% |
| 2025 | August | 196 | 201 | 2.6% |
| 2025 | September | 208 | 140 | -32.7% |
| 2025 | October | 38 | 47 | 23.7% |
| 2025 | November | 22 | 16 | -27.3% |
| 2025 | December | 8 | 8 | 0.0% |
| 2026 | January | 2 | 8 | 300.0% |
| 2026 | February | 13 | 25 | 92.3% |
| 2026 | March | 79 | 72 | -8.9% |
| 2026 | April | 181 | 119 | -34.3% |
| Total | | 1,376 | 1,410 | 2.5% |



Bicycles



Colintraive - Rhubodach

| Year | Month | Last Year | This Year | Var |
|--------------|-----------|--------------|--------------|---------------|
| 2025 | May | 310 | 248 | -20.0% |
| 2025 | June | 388 | 195 | -49.7% |
| 2025 | July | 304 | 199 | -34.5% |
| 2025 | August | 204 | 228 | 11.8% |
| 2025 | September | 214 | 107 | -50.0% |
| 2025 | October | 46 | 32 | -30.4% |
| 2025 | November | 10 | 8 | -20.0% |
| 2025 | December | 0 | 1 | 0.0% |
| 2026 | January | 1 | 1 | 0.0% |
| 2026 | February | 1 | 1 | 0.0% |
| 2026 | March | 28 | 9 | -67.9% |
| 2026 | April | 109 | 105 | -3.7% |
| Total | | 1,615 | 1,134 | -29.8% |

Wemyss Bay - Rothesay

| Year | Month | Last Year | This Year | Var |
|--------------|-----------|--------------|--------------|--------------|
| 2025 | May | 631 | 748 | 18.5% |
| 2025 | June | 554 | 511 | -7.8% |
| 2025 | July | 521 | 483 | -7.3% |
| 2025 | August | 453 | 584 | 28.9% |
| 2025 | September | 489 | 297 | -39.3% |
| 2025 | October | 130 | 112 | -13.8% |
| 2025 | November | 23 | 17 | -26.1% |
| 2025 | December | 13 | 33 | 153.8% |
| 2026 | January | 23 | 32 | 39.1% |
| 2026 | February | 25 | 18 | -28.0% |
| 2026 | March | 113 | 83 | -26.5% |
| 2026 | April | 310 | 289 | -6.8% |
| Total | | 3,285 | 3,207 | -2.4% |




Reliability & Punctuality



Reliability

| Month | Colintraive - Rhubodach | Wemyss Bay - Rothesay |
|--------------|-------------------------|-----------------------|
| May-25 | 100.0% | 100.0% |
| Jun-25 | 99.8% | 99.3% |
| Jul-25 | 99.9% | 99.5% |
| Aug-25 | 98.5% | 94.5% |
| Sep-25 | 99.3% | 97.9% |
| Oct-25 | 70.9% | 89.3% |
| Nov-25 | 91.5% | 89.5% |
| Dec-25 | 96.9% | 86.7% |
| Jan-26 | 92.6% | 93.9% |
| Feb-26 | 96.3% | 94.5% |
| Mar-26 | 98.8% | 91.5% |
| Apr-26 | 98.3% | 97.7% |
| Total | 95.2% | 94.6% |



Punctuality

| Month | Colintraive - Rhubodach | Wemyss Bay - Rothesay |
|--------------|-------------------------|-----------------------|
| May-25 | 100.0% | 96.4% |
| Jun-25 | 100.0% | 98.8% |
| Jul-25 | 99.9% | 93.8% |
| Aug-25 | 99.9% | 95.1% |
| Sep-25 | 100.0% | 96.3% |
| Oct-25 | 99.1% | 98.8% |
| Nov-25 | 100.0% | 98.0% |
| Dec-25 | 100.0% | 96.3% |
| Jan-26 | 99.8% | 98.5% |
| Feb-26 | 99.9% | 96.9% |
| Mar-26 | 100.0% | 96.7% |
| Apr-26 | 100.0% | 97.5% |
| Total | 99.9% | 96.9% |



Reliability & Punctuality Summary

Summary of Scheduled, Operated, Cancelled, Late & Diverted Sailings
by Route & Leg

| Year | Month | Route | Leg | Operated Sailings | Scheduled Sailings | Additional Sailings | Cancelled Sailings | Diverted Sailings | On Time | Late |
|--------------|-------|-------------------------|---------------------------|-------------------|--------------------|---------------------|--------------------|-------------------|--------------|-----------|
| 2026 | April | Colintraive - Rhubodach | Colintraive-Rhubodach | 920 | 936 | 0 | 16 | 0 | 920 | 0 |
| 2026 | April | Colintraive - Rhubodach | Rhubodach-Colintraive | 920 | 936 | 0 | 16 | 0 | 920 | 0 |
| 2026 | April | Wemyss Bay - Rothesay | Gourock (Divert)-Rothesay | 6 | 6 | 0 | 0 | 0 | 0 | 6 |
| 2026 | April | Wemyss Bay - Rothesay | Rothesay-Gourock (Divert) | 6 | 6 | 0 | 0 | 6 | 1 | 5 |
| 2026 | April | Wemyss Bay - Rothesay | Rothesay-Wemyss Bay | 377 | 386 | 0 | 9 | 0 | 373 | 4 |
| 2026 | April | Wemyss Bay - Rothesay | Wemyss Bay-Rothesay | 377 | 386 | 0 | 9 | 0 | 373 | 4 |
| Total | | | | 2,606 | 2,656 | 0 | 50 | 6 | 2,587 | 19 |