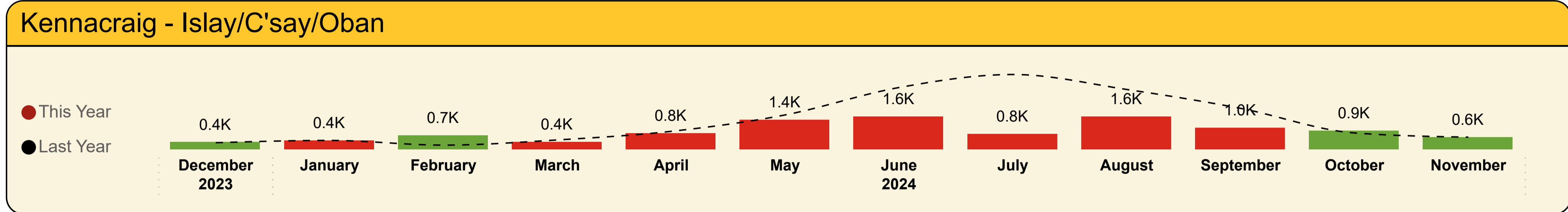
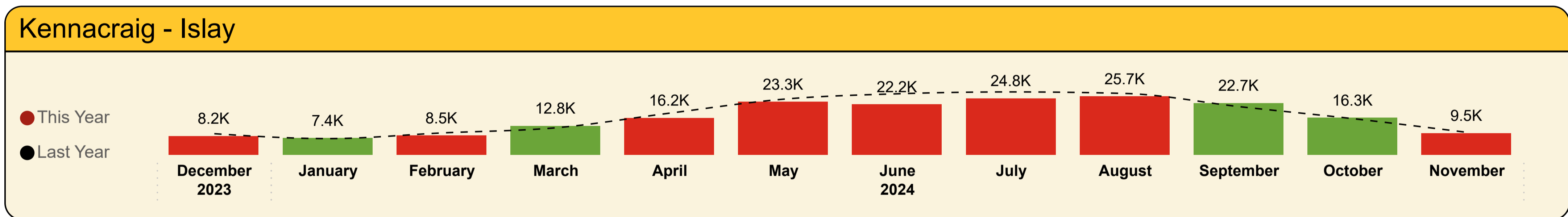




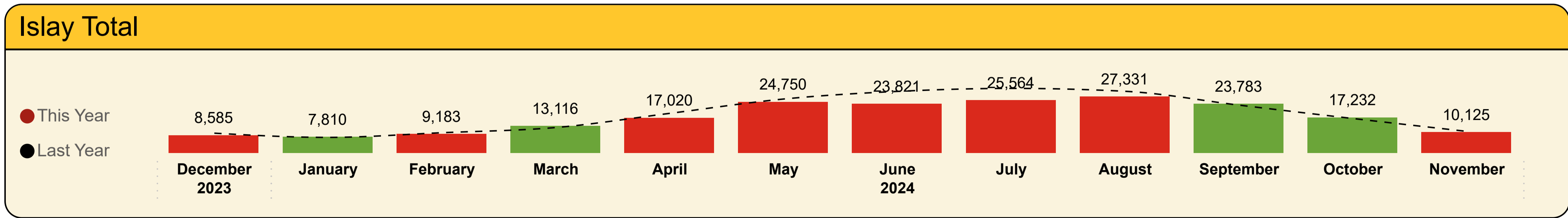
Shipped Passengers



This Month YoY
589 LY: 587 (+0.34%)
YoY
10,525 LY: 16,827 (-37.5%)



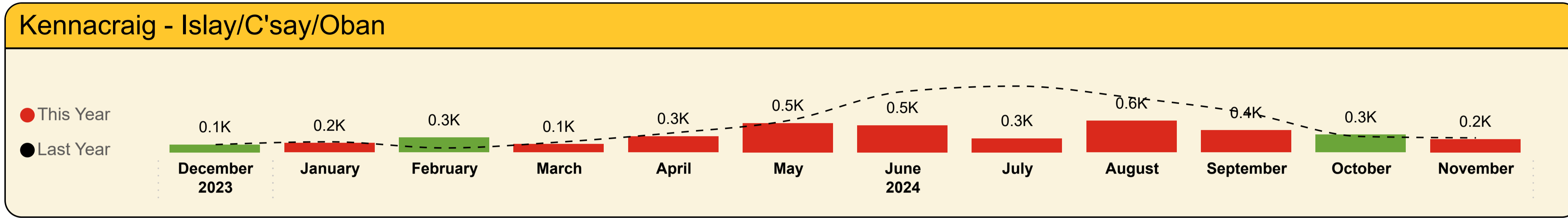
This Month YoY
9,536 LY: 9,898 (-3.66%)
YoY
197,795 LY: 209,500 (-5.6%)



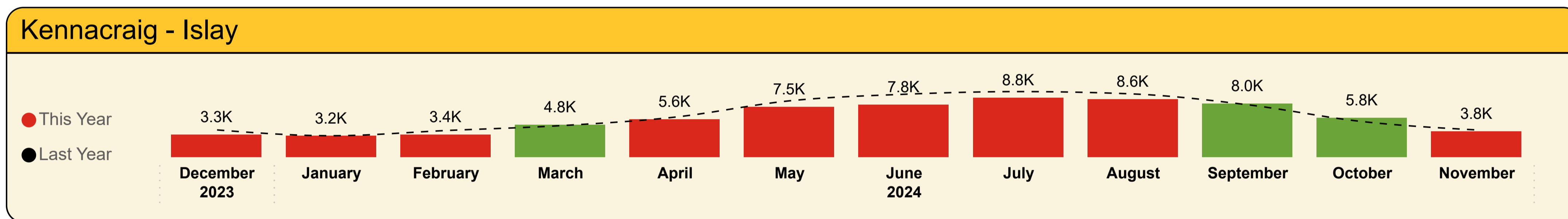
This Month YoY
10,125 LY: 10,485 (-3.43%)
YoY
208,320 LY: 226,327 (-8%)



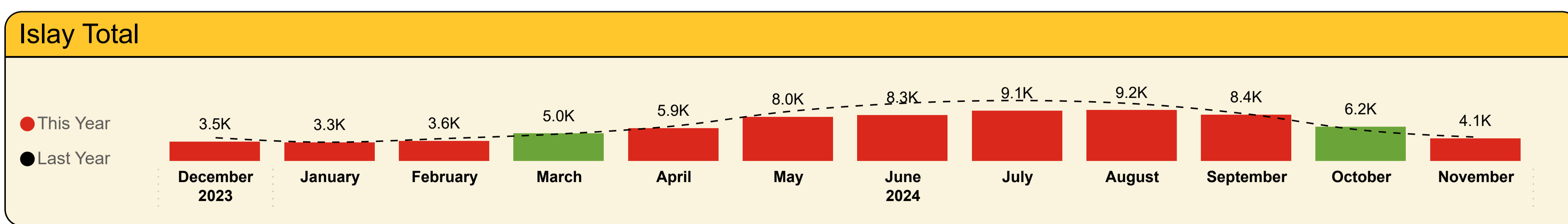
Shipped Cars



This Month YoY
238 LY: 261 (-8.81%)
YoY
3,808 LY: 6,061 (-37.2%)



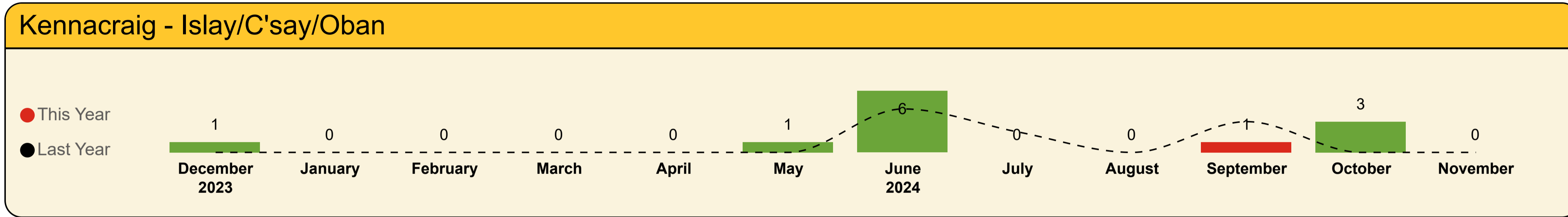
This Month YoY
3,831 LY: 4,031 (-4.96%)
YoY
70,604 LY: 75,650 (-6.7%)



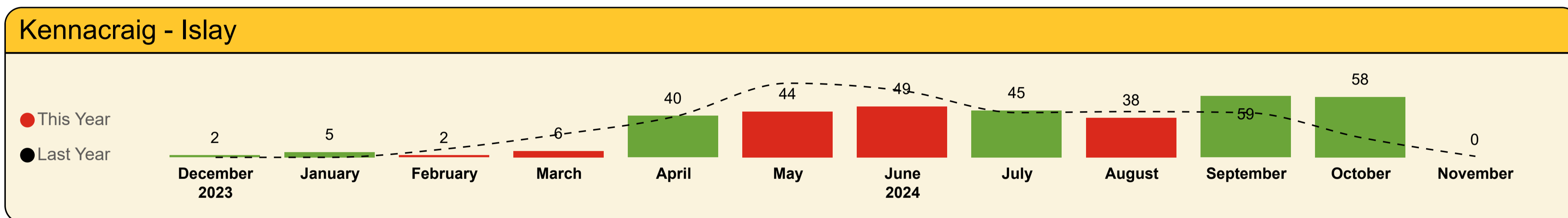
This Month YoY
4,069 LY: 4,292 (-5.2%)
YoY
74,412 LY: 81,711 (-8.9%)



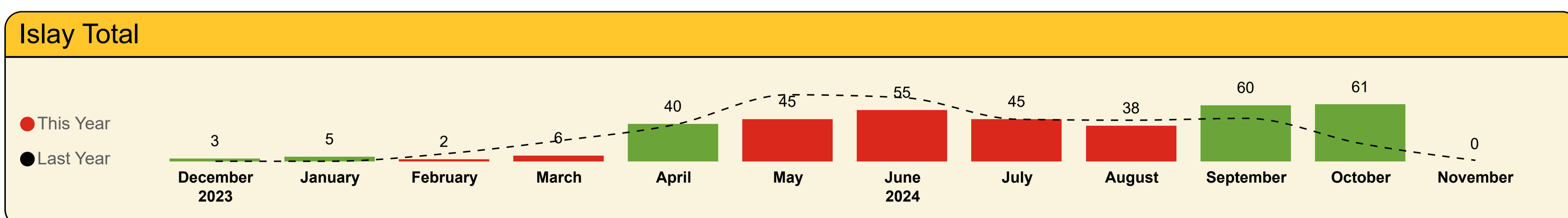
Shipped Coaches



This Month YoY
0 LY: 0
YoY
12 LY: 9 (+29.9%)



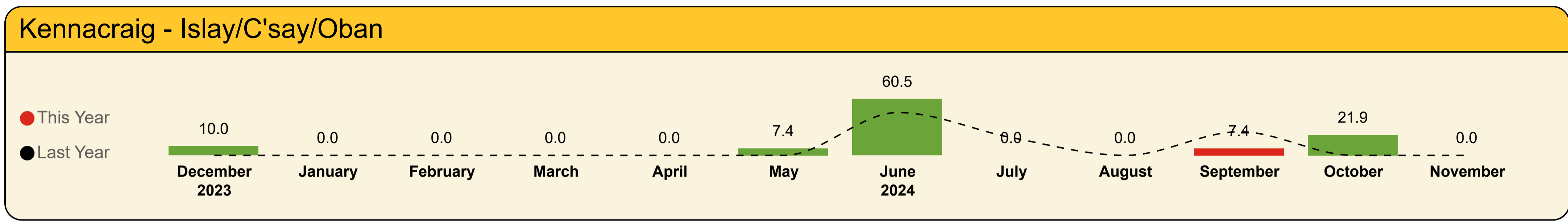
This Month YoY
0 LY: 1 (-100%)
YoY
348 LY: 354 (-1.8%)



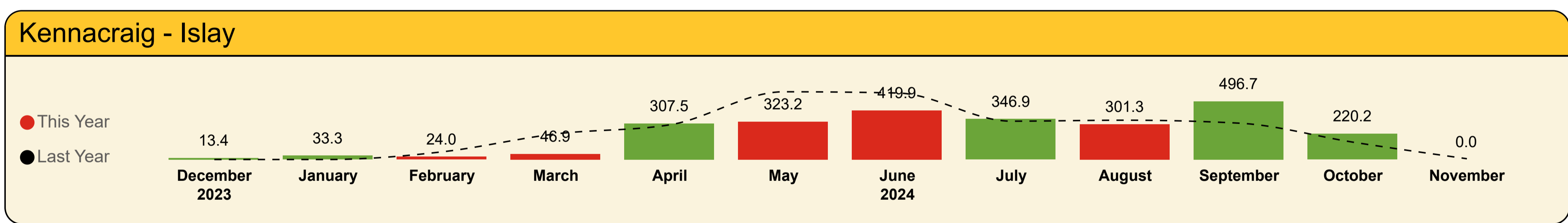
This Month YoY
0 LY: 1 (-100%)
YoY
360 LY: 364 (-1%)



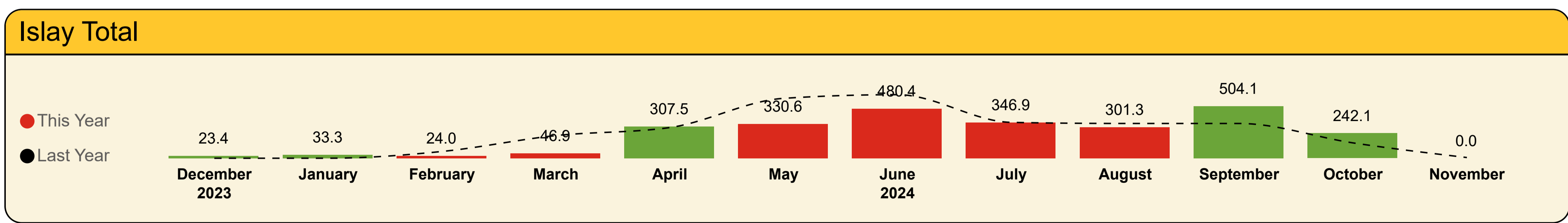
Shipped Coach Metres



This Month YoY
0.0 LY: 0.0
YoY
107.2 LY: 90.2 (+18.9%)



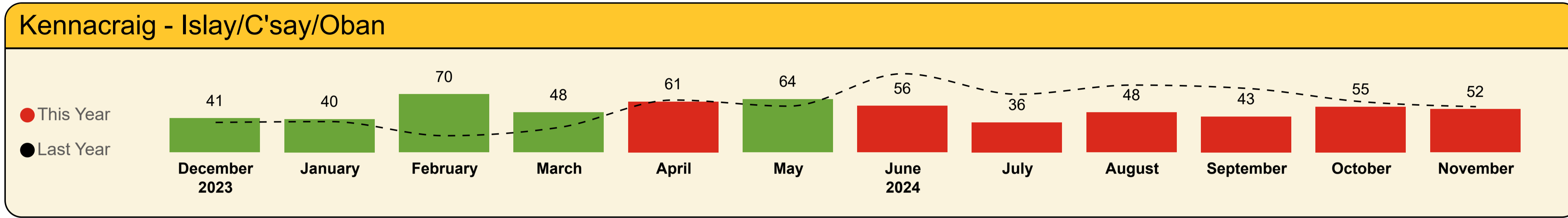
This Month YoY
0.0 LY: 6.6 (-100%)
YoY
2.5K LY: 2.9K (-11.4%)



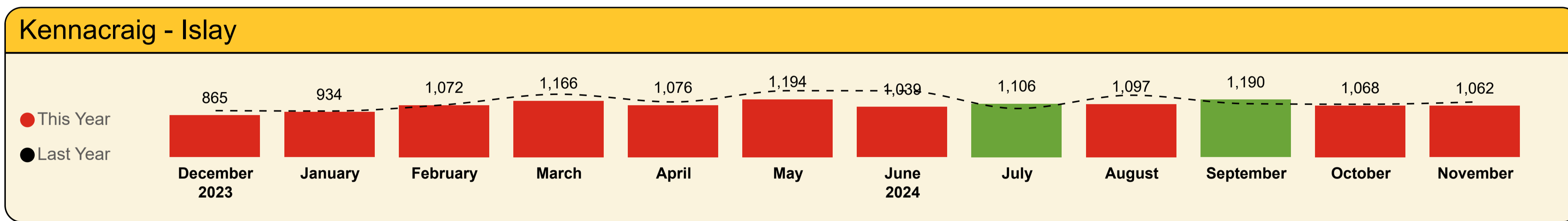
This Month YoY
0.0 LY: 6.6 (-100%)
YoY
2.6K LY: 3.0K (-10.5%)



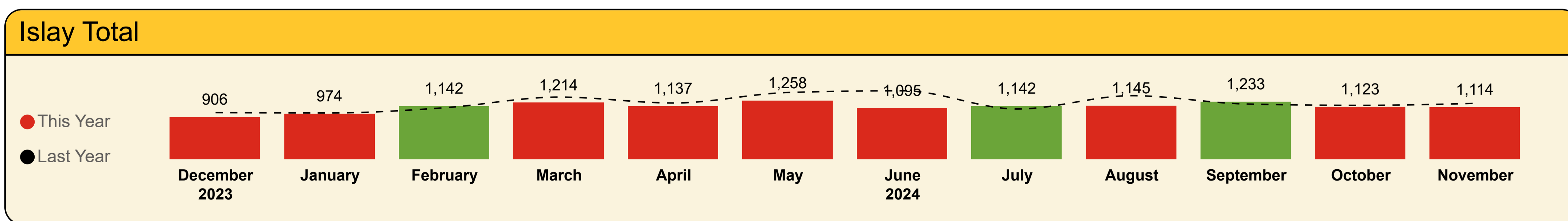
Shipped Commercial Vehicles



This Month YoY
52 LY: 55 (-5.5%)
YoY
614 LY: 680 (-9.7%)



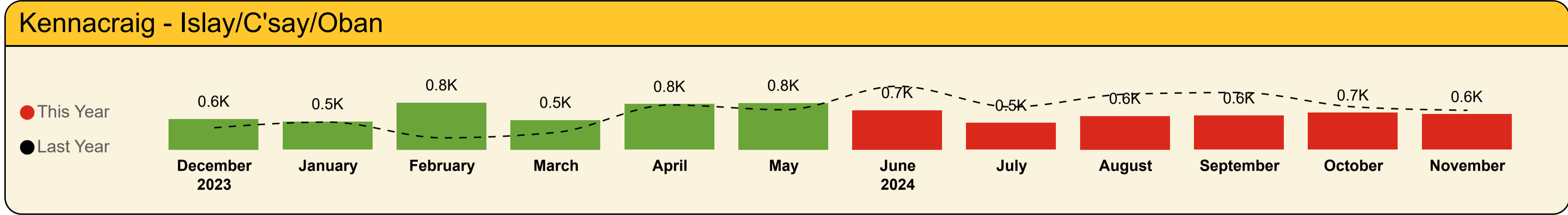
This Month YoY
1,062 LY: 1,142 (-7%)
YoY
12,869 LY: 13,820 (-6.9%)



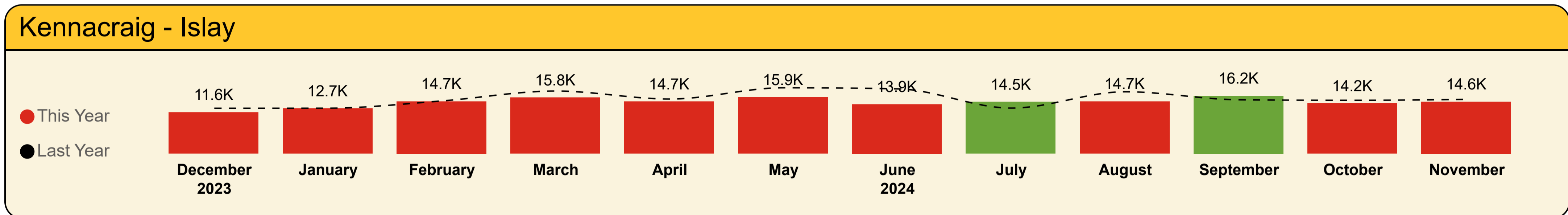
This Month YoY
1,114 LY: 1,197 (-6.9%)
YoY
13,483 LY: 14,500 (-7%)



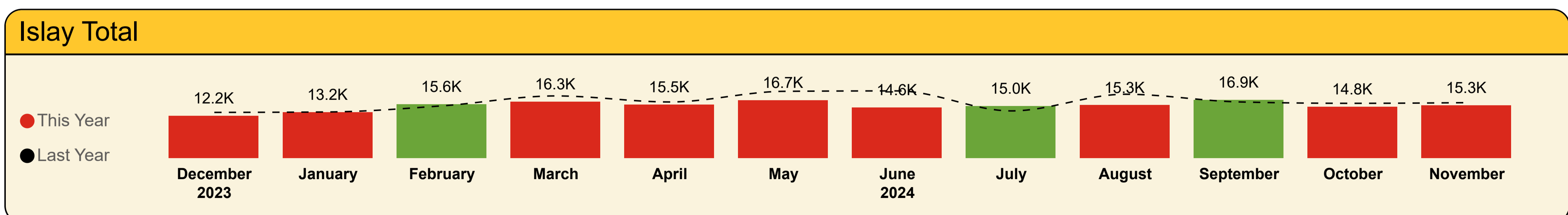
Shipped Commercial Vehicle Metres



This Month YoY
641.6 LY: 712.0 (-9.9%)
YoY
7.8K LY: 8.4K (-6.7%)



This Month YoY
14.6K LY: 15.3K (-4.3%)
YoY
173.6K LY: 185.9K (-6.6%)



This Month YoY
15.3K LY: 16.0K (-4.6%)
YoY
181.5K LY: 194.3K (-6.6%)



Islay Total Contractual Carrying Groups




This Month YoY
10,125
LY: 10,485 (-3.4%)

YoY
208,320
LY: 226,327 (-8%)



This Month YoY
4,069
LY: 4,292 (-5.2%)

YoY
74,412
LY: 81,711 (-8.9%)



This Month YoY
0.0
LY: 6.6 (-100%)

YoY
2.6K
LY: 3.0K (-10.5%)



This Month YoY
15.3K
LY: 16.0K (-4.6%)

YoY
181.5K
LY: 194.3K (-6.6%)

Passengers

Year	Month	Last Year	This Year	Variance %
2023	December	9,616	8,585	-10.7 %
2024	January	7,581	7,810	3.0 %
2024	February	9,845	9,183	-6.7 %
2024	March	12,361	13,116	6.1 %
2024	April	19,234	17,020	-11.5 %
2024	May	26,175	24,750	-5.4 %
2024	June	29,873	23,821	-20.3 %
2024	July	31,325	25,564	-18.4 %
2024	August	29,914	27,331	-8.6 %
2024	September	23,206	23,783	2.5 %
2024	October	16,713	17,232	3.1 %
2024	November	10,485	10,125	-3.4 %
Total		226,327	208,320	-8.0 %

Cars

Year	Month	Last Year	This Year	Variance %
2023	December	4,175	3,471	-16.9 %
2024	January	3,363	3,324	-1.2 %
2024	February	4,025	3,627	-9.9 %
2024	March	4,857	4,964	2.2 %
2024	April	6,294	5,904	-6.2 %
2024	May	8,937	7,984	-10.7 %
2024	June	10,430	8,284	-20.6 %
2024	July	10,926	9,069	-17.0 %
2024	August	10,365	9,191	-11.3 %
2024	September	8,484	8,365	-1.4 %
2024	October	5,563	6,160	10.7 %
2024	November	4,292	4,069	-5.2 %
Total		81,711	74,412	-8.9 %

Coach Metres

Year	Month	Last Year	This Year	Variance %
2023	December	0.0	23.4	0.0 %
2024	January	0.0	33.3	0.0 %
2024	February	65.5	24.0	-63.4 %
2024	March	219.2	46.9	-78.6 %
2024	April	296.8	307.5	3.6 %
2024	May	579.4	330.6	-42.9 %
2024	June	614.8	480.4	-21.9 %
2024	July	346.9	346.9	-0.0 %
2024	August	336.3	301.3	-10.4 %
2024	September	336.2	504.1	50.0 %
2024	October	148.3	242.1	63.3 %
2024	November	6.6	0.0	-100.0 %
Total		2,950.0	2,640.5	-10.5 %

Commercial Vehicle Metres

Year	Month	Last Year	This Year	Variance %
2023	December	13,174.8	12,177.9	-7.6 %
2024	January	13,300.5	13,243.2	-0.4 %
2024	February	15,063.4	15,595.6	3.5 %
2024	March	17,937.4	16,319.6	-9.0 %
2024	April	16,188.9	15,475.5	-4.4 %
2024	May	19,268.4	16,729.2	-13.2 %
2024	June	19,388.9	14,638.5	-24.5 %
2024	July	13,604.6	15,033.3	10.5 %
2024	August	18,426.9	15,299.2	-17.0 %
2024	September	16,198.8	16,850.1	4.0 %
2024	October	15,800.5	14,837.2	-6.1 %
2024	November	15,986.7	15,253.0	-4.6 %
Total		194,339.7	181,452.4	-6.6 %



This Month YoY
589
LY: 587 (+0.3%)

YoY
10,525
LY: 16,827 (-37.5%)



This Month YoY
238
LY: 261 (-8.8%)

YoY
3,808
LY: 6,061 (-37.2%)



This Month YoY
0.0
LY: 0.0

YoY
107.2
LY: 90.2 (+18.9%)



This Month YoY
641.6
LY: 712.0 (-9.9%)

YoY
7.8K
LY: 8.4K (-6.7%)

Passengers

Year	Month	Last Year	This Year	Variance %
2023	December	318	355	11.6 %
2024	January	429	427	-0.5 %
2024	February	201	675	235.8 %
2024	March	453	364	-19.6 %
2024	April	871	785	-9.9 %
2024	May	1,667	1,438	-13.7 %
2024	June	2,996	1,587	-47.0 %
2024	July	3,628	753	-79.2 %
2024	August	2,901	1,599	-44.9 %
2024	September	1,985	1,047	-47.3 %
2024	October	792	906	14.4 %
2024	November	587	589	0.3 %
Total		16,827	10,525	-37.5 %

Cars

Year	Month	Last Year	This Year	Variance %
2023	December	140	140	0.0 %
2024	January	190	168	-11.6 %
2024	February	79	268	239.2 %
2024	March	185	149	-19.5 %
2024	April	353	289	-18.1 %
2024	May	575	527	-8.3 %
2024	June	1,097	489	-55.4 %
2024	July	1,196	251	-79.0 %
2024	August	987	570	-42.2 %
2024	September	712	399	-44.0 %
2024	October	286	320	11.9 %
2024	November	261	238	-8.8 %
Total		6,061	3,808	-37.2 %

Coach Metres

Year	Month	Last Year	This Year	Variance %
2023	December	0.0	10.0	0.0 %
2024	January	0.0	0.0	0.0 %
2024	February	0.0	0.0	0.0 %
2024	March	0.0	0.0	0.0 %
2024	April	0.0	0.0	0.0 %
2024	May	0.0	7.4	0.0 %
2024	June	45.9	60.5	31.9 %
2024	July	19.0	0.0	-100.0 %
2024	August	0.0	0.0	0.0 %
2024	September	25.3	7.4	-70.8 %
2024	October	0.0	21.9	0.0 %
2024	November	0.0	0.0	0.0 %
Total		90.2	107.2	18.9 %

Commercial Vehicle Metres

Year	Month	Last Year	This Year	Variance %
2023	December	396.4	553.7	39.7 %
2024	January	498.5	505.6	1.4 %
2024	February	213.1	849.0	298.4 %
2024	March	311.0	534.4	71.8 %
2024	April	809.2	825.3	2.0 %
2024	May	722.0	843.3	16.8 %
2024	June	1,148.6	713.2	-37.9 %
2024	July	774.6	484.8	-37.4 %
2024	August	1,003.5	606.7	-39.5 %
2024	September	1,034.7	615.1	-40.6 %
2024	October	775.3	667.5	-13.9 %
2024	November	712.0	641.6	-9.9 %
Total		8,399.0	7,840.2	-6.7 %



Kennacraig - Islay

Contractual Carrying Groups



This Month YoY
9,536
LY: 9,898 (-3.7%)

YoY
197,795
LY: 209,500 (-5.6%)

This Month YoY
3,831
LY: 4,031 (-5%)

YoY
70,604
LY: 75,650 (-6.7%)

This Month YoY
0.0
LY: 6.6 (-100%)

YoY
2.5K
LY: 2.9K (-11.4%)

This Month YoY
14.6K
LY: 15.3K (-4.3%)

YoY
173.6K
LY: 185.9K (-6.6%)

Passengers				
Year	Month	Last Year	This Year	Variance %
2023	December	9,298	8,230	-11.5 %
2024	January	7,152	7,383	3.2 %
2024	February	9,644	8,508	-11.8 %
2024	March	11,908	12,752	7.1 %
2024	April	18,363	16,235	-11.6 %
2024	May	24,508	23,312	-4.9 %
2024	June	26,877	22,234	-17.3 %
2024	July	27,697	24,811	-10.4 %
2024	August	27,013	25,732	-4.7 %
2024	September	21,221	22,736	7.1 %
2024	October	15,921	16,326	2.5 %
2024	November	9,898	9,536	-3.7 %
Total		209,500	197,795	-5.6 %

Cars				
Year	Month	Last Year	This Year	Variance %
2023	December	4,035	3,331	-17.4 %
2024	January	3,173	3,156	-0.5 %
2024	February	3,946	3,359	-14.9 %
2024	March	4,672	4,815	3.1 %
2024	April	5,941	5,615	-5.5 %
2024	May	8,362	7,457	-10.8 %
2024	June	9,333	7,795	-16.5 %
2024	July	9,730	8,818	-9.4 %
2024	August	9,378	8,621	-8.1 %
2024	September	7,772	7,966	2.5 %
2024	October	5,277	5,840	10.7 %
2024	November	4,031	3,831	-5.0 %
Total		75,650	70,604	-6.7 %

Coach Metres				
Year	Month	Last Year	This Year	Variance %
2023	December	0.0	13.4	0.0 %
2024	January	0.0	33.3	0.0 %
2024	February	65.5	24.0	-63.4 %
2024	March	219.2	46.9	-78.6 %
2024	April	296.8	307.5	3.6 %
2024	May	579.4	323.2	-44.2 %
2024	June	568.9	419.9	-26.2 %
2024	July	327.9	346.9	5.8 %
2024	August	336.3	301.3	-10.4 %
2024	September	310.9	496.7	59.8 %
2024	October	148.3	220.2	48.5 %
2024	November	6.6	0.0	-100.0 %
Total		2,859.9	2,533.3	-11.4 %

Commercial Vehicle Metres				
Year	Month	Last Year	This Year	Variance %
2023	December	12,778.4	11,624.2	-9.0 %
2024	January	12,802.0	12,737.6	-0.5 %
2024	February	14,850.3	14,746.6	-0.7 %
2024	March	17,626.4	15,785.2	-10.4 %
2024	April	15,379.7	14,650.2	-4.7 %
2024	May	18,546.4	15,885.9	-14.3 %
2024	June	18,240.2	13,925.3	-23.7 %
2024	July	12,829.9	14,548.5	13.4 %
2024	August	17,423.4	14,692.6	-15.7 %
2024	September	15,164.1	16,235.0	7.1 %
2024	October	15,025.2	14,169.7	-5.7 %
2024	November	15,274.7	14,611.4	-4.3 %
Total		185,940.7	173,612.2	-6.6 %



Cars



Kennacraig - Islay/C'say/Oban

Year	Month	Last Year	This Year	Var %
2023	December	119	75	-37.0 %
2024	January	160	29	-81.9 %
2024	February	67	85	26.9 %
2024	March	173	67	-61.3 %
2024	April	292	150	-48.6 %
2024	May	240	308	28.3 %
2024	June	204	353	73.0 %
2024	July	454	216	-52.4 %
2024	August	454	322	-29.1 %
2024	September	293	194	-33.8 %
2024	October	115	119	3.5 %
2024	November	74	85	14.9 %
Total		2,645	2,003	-24.3 %

Kennacraig - Islay

Year	Month	Last Year	This Year	Var %
2023	December	3,494	2,665	-23.7 %
2024	January	2,697	2,343	-13.1 %
2024	February	3,383	2,659	-21.4 %
2024	March	4,022	3,828	-4.8 %
2024	April	5,203	4,682	-10.0 %
2024	May	5,210	6,150	18.0 %
2024	June	3,560	6,614	85.8 %
2024	July	6,465	7,490	15.9 %
2024	August	6,608	7,447	12.7 %
2024	September	6,106	6,708	9.9 %
2024	October	4,129	4,662	12.9 %
2024	November	3,126	2,995	-4.2 %
Total		54,003	58,243	7.9 %



LGVs



Kennacraig - Islay/C'say/Oban

Year	Month	Last Year	This Year	Var %
2023	December	16	4	-75.0 %
2024	January	20	2	-90.0 %
2024	February	6	6	0.0 %
2024	March	3	7	133.3 %
2024	April	41	22	-46.3 %
2024	May	27	33	22.2 %
2024	June	15	33	120.0 %
2024	July	43	17	-60.5 %
2024	August	38	24	-36.8 %
2024	September	18	18	0.0 %
2024	October	15	19	26.7 %
2024	November	11	16	45.5 %
Total		253	201	-20.6 %

Kennacraig - Islay

Year	Month	Last Year	This Year	Var %
2023	December	454	374	-17.6 %
2024	January	408	404	-1.0 %
2024	February	461	482	4.6 %
2024	March	526	700	33.1 %
2024	April	453	559	23.4 %
2024	May	509	542	6.5 %
2024	June	363	619	70.5 %
2024	July	503	798	58.6 %
2024	August	480	685	42.7 %
2024	September	480	662	37.9 %
2024	October	337	660	95.8 %
2024	November	427	666	56.0 %
Total		5,401	7,151	32.4 %



Motorhomes




Kennacraig - Islay/C'say/Oban				
Year	Month	Last Year	This Year	Var %
2023	December	0	0	0.0 %
2024	January	0	2	0.0 %
2024	February	1	4	300.0 %
2024	March	3	3	0.0 %
2024	April	10	13	30.0 %
2024	May	24	42	75.0 %
2024	June	5	22	340.0 %
2024	July	29	14	-51.7 %
2024	August	22	25	13.6 %
2024	September	23	21	-8.7 %
2024	October	6	5	-16.7 %
2024	November	3	1	-66.7 %
Total		126	152	20.6 %

Kennacraig - Islay				
Year	Month	Last Year	This Year	Var %
2023	December	28	37	32.1 %
2024	January	26	28	7.7 %
2024	February	40	28	-30.0 %
2024	March	35	153	337.1 %
2024	April	216	238	10.2 %
2024	May	371	528	42.3 %
2024	June	200	438	119.0 %
2024	July	326	366	12.3 %
2024	August	406	410	1.0 %
2024	September	385	486	26.2 %
2024	October	107	196	83.2 %
2024	November	83	74	-10.8 %
Total		2,223	2,982	34.1 %



Reliability & Punctuality



Reliability					
Route		Kennacraig - Islay		Kennacraig - Islay/C'say/Oban	
Year	Month	Contractual	Actual	Contractual	Actual
2023	December	97.9%	93.0%	100.0%	80.0%
2024	January	100.0%	91.0%	100.0%	100.0%
	February	100.0%	84.0%	100.0%	100.0%
	March	96.6%	95.9%	90.0%	90.0%
	April	91.0%	84.0%	81.8%	59.1%
	May	99.2%	93.9%	85.7%	61.2%
	June	100.0%	85.1%	100.0%	57.1%
	July	100.0%	80.7%	100.0%	57.9%
	August	95.5%	92.9%	89.8%	65.3%
	September	100.0%	93.7%	100.0%	65.9%
	October	94.3%	88.7%	100.0%	53.1%
	November	100.0%	95.4%	100.0%	80.0%

Punctuality					
Route		Kennacraig - Islay		Kennacraig - Islay/C'say/Oban	
Year	Month	Contractual	Actual	Contractual	Actual
2023	December	96.2%	86.4%	87.5%	68.8%
2024	January	100.0%	97.9%	100.0%	68.8%
	February	100.0%	96.8%	100.0%	62.5%
	March	99.3%	85.9%	100.0%	66.7%
	April	98.1%	66.0%	100.0%	73.1%
	May	98.8%	75.2%	100.0%	53.3%
	June	99.1%	92.5%	96.4%	67.9%
	July	99.5%	89.4%	100.0%	72.7%
	August	99.6%	95.6%	100.0%	87.5%
	September	99.6%	94.1%	100.0%	82.8%
	October	98.5%	91.2%	100.0%	70.6%
	November	99.3%	95.1%	100.0%	75.0%



Reliability & Punctuality Summary

Summary of Scheduled, Operated, Cancelled & Diverted Sailings by Route and Leg

Year	Month	Route	Leg	Operated Sailings	Scheduled Sailings	Additional Sailings	Cancelled Sailings	Diverted Sailings
2024	November	Kennacraig - Islay	Kennacraig-Port Askaig	48	51	0	3	1
2024	November	Kennacraig - Islay	Kennacraig-Port Ellen	25	25	0	0	0
2024	November	Kennacraig - Islay	Port Askaig-Kennacraig	48	50	1	3	0
2024	November	Kennacraig - Islay	Port Ellen-Kennacraig	24	25	0	1	0
2024	November	Kennacraig - Islay/C'say/Oban	Colonsay-Port Askaig	4	5	0	1	0
2024	November	Kennacraig - Islay/C'say/Oban	Kennacraig-Port Askaig	4	5	0	1	0
2024	November	Kennacraig - Islay/C'say/Oban	Port Askaig-Colonsay	4	5	0	1	0
2024	November	Kennacraig - Islay/C'say/Oban	Port Askaig-Kennacraig	4	5	0	1	0
Total				161	171	1	11	1

Summary of Cancellations, Lateness & Relief Events by Route and Leg

Year	Month	Route	Leg	Cancelled Sailings	Cancelled (Relief)	Cancelled (No Relief)	On Time	Level 1 Late	Level 1 (Relief)	Level 1 (No Relief)	Level 2 Late	Level 2 (Relief)	Level 2 (No Relief)
2024	November	Kennacraig - Islay	Kennacraig-Port Askaig	3	3	0	46	2	2	0	0	0	0
2024	November	Kennacraig - Islay	Kennacraig-Port Ellen	0	0	0	23	2	2	0	0	0	0
2024	November	Kennacraig - Islay	Port Askaig-Kennacraig	3	3	0	45	2	2	0	0	0	0
2024	November	Kennacraig - Islay	Port Ellen-Kennacraig	1	1	0	23	0	0	0	1	0	1
2024	November	Kennacraig - Islay/C'say/Oban	Colonsay-Port Askaig	1	1	0	1	1	1	0	2	2	0
2024	November	Kennacraig - Islay/C'say/Oban	Kennacraig-Port Askaig	1	1	0	4	0	0	0	0	0	0
2024	November	Kennacraig - Islay/C'say/Oban	Port Askaig-Colonsay	1	1	0	4	0	0	0	0	0	0
2024	November	Kennacraig - Islay/C'say/Oban	Port Askaig-Kennacraig	1	1	0	3	1	1	0	0	0	0
Total				11	11	0	149	8	8	0	3	2	1