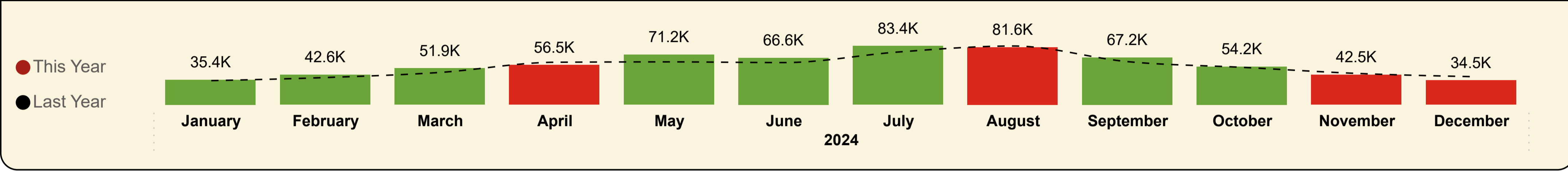




Shipped Passengers

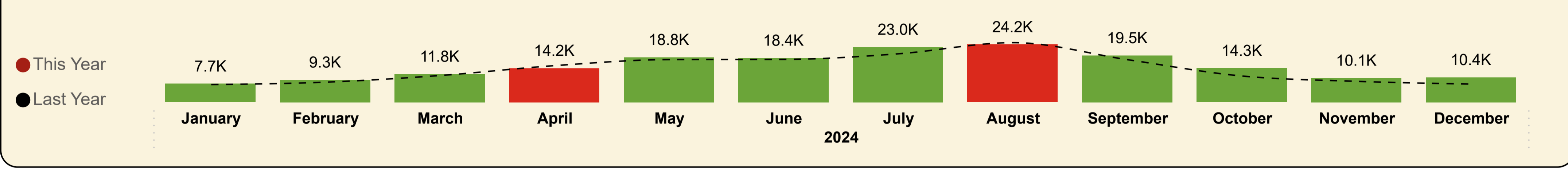
Wemyss Bay - Rothesay



This Month YoY
34,507
LY: 39,862 (-13.43%)

YoY
687,563
LY: 656,492 (+4.73%)

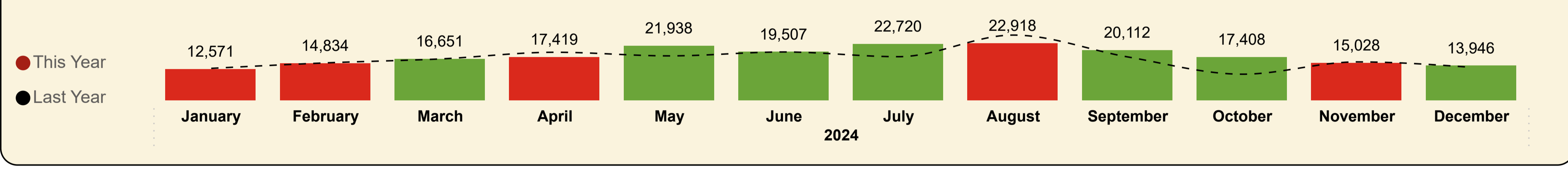
Colintraive - Rhubodach



This Month YoY
10,395
LY: 7,591 (+36.94%)

YoY
181,769
LY: 168,208 (+8.06%)

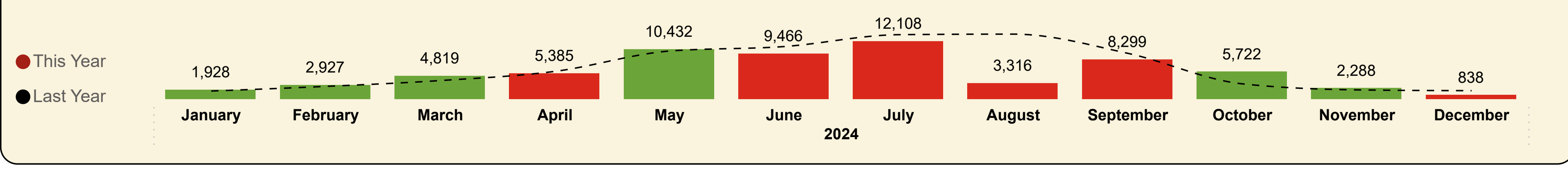
Gourock - Dunoon



This Month YoY
13,946
LY: 13,237 (+5.36%)

YoY
215,052
LY: 201,287 (+6.84%)

Tarbert LF - Portavadie

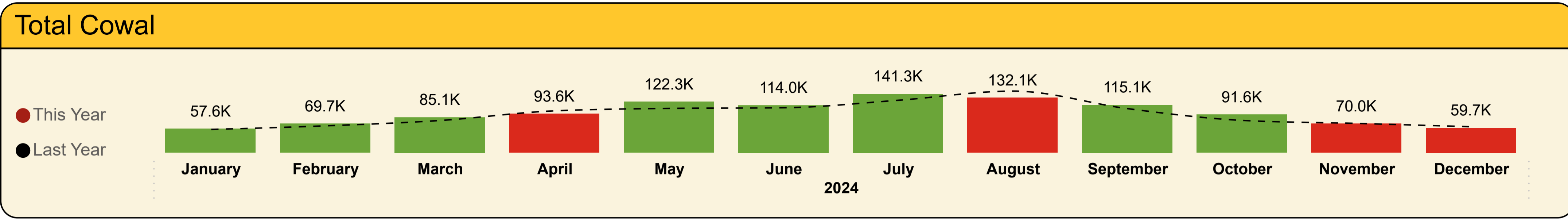


This Month YoY
838
LY: 1,741 (-51.87%)

YoY
67,528
LY: 78,248 (-13.7%)



Shipped Passengers



This Month YoY

59,686

LY: 62,431 (-4.4%)

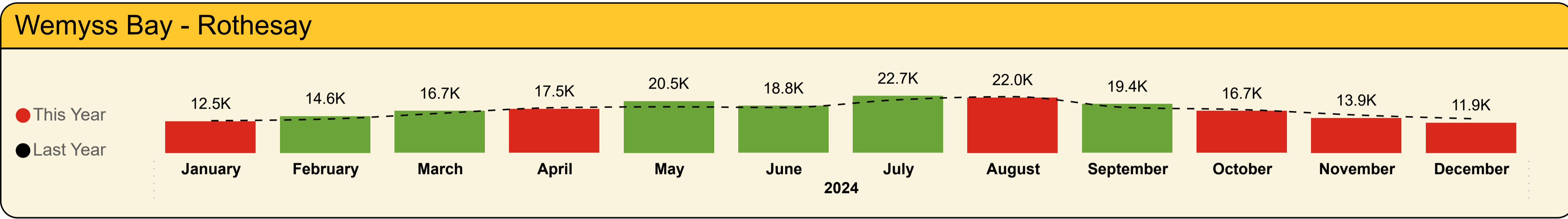
YoY

1,151,912

LY: 1,104,235 (+4.32%)

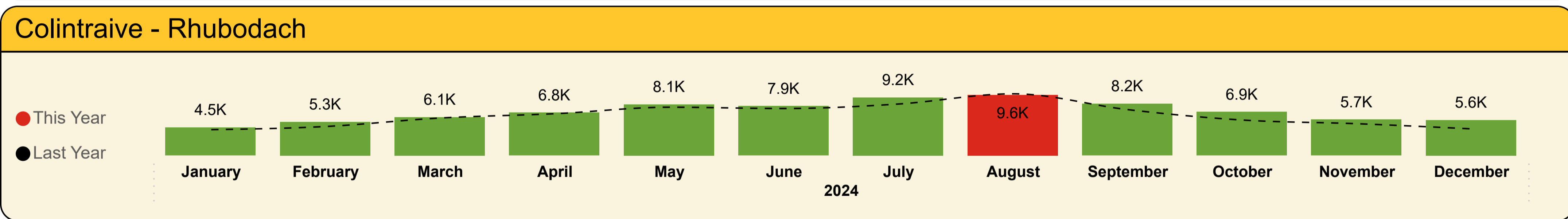


Shipped Cars



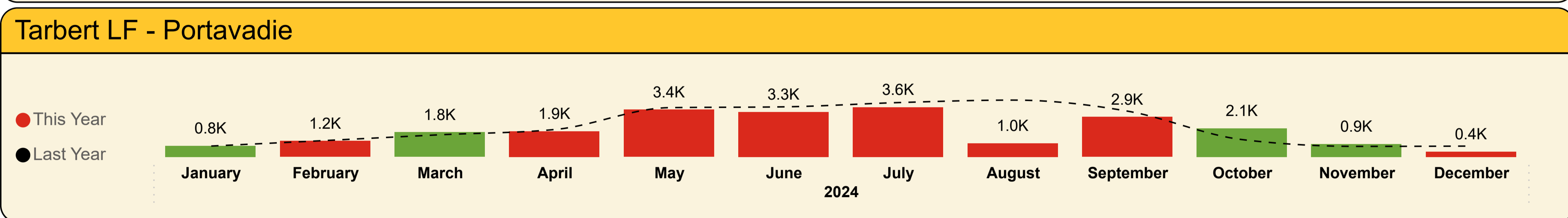
This Month YoY
11,948
LY: 13,579 (-12.01%)

YoY
207,224
LY: 203,681 (+1.74%)



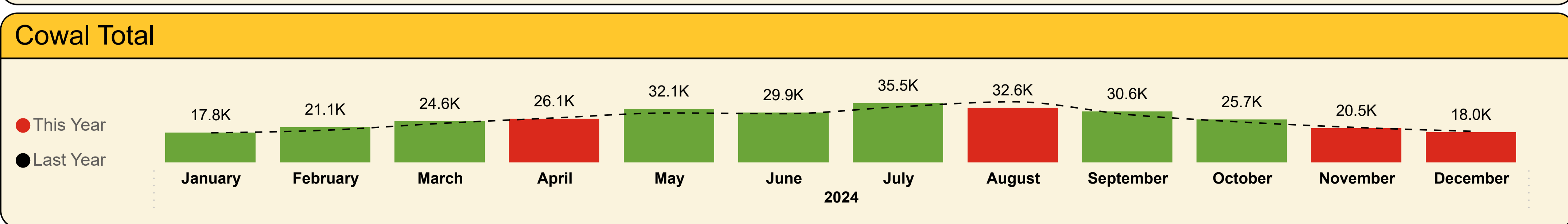
This Month YoY
5,647
LY: 4,232 (+33.44%)

YoY
84,066
LY: 76,685 (+9.63%)



This Month YoY
379
LY: 784 (-51.66%)

YoY
23,178
LY: 26,974 (-14.07%)



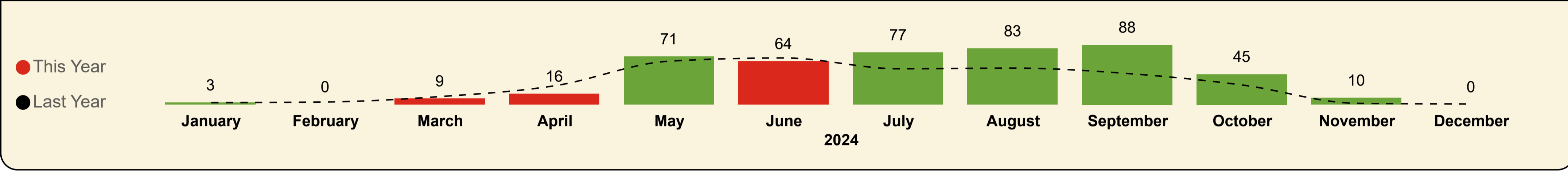
This Month YoY
17,974
LY: 18,595 (-3.34%)

YoY
314,468
LY: 307,339 (+2.32%)



Shipped Coaches


Wemyss Bay - Rothesay



This Month YoY
0
LY: 1 (-100%)

YoY
466
LY: 365 (+27.57%)

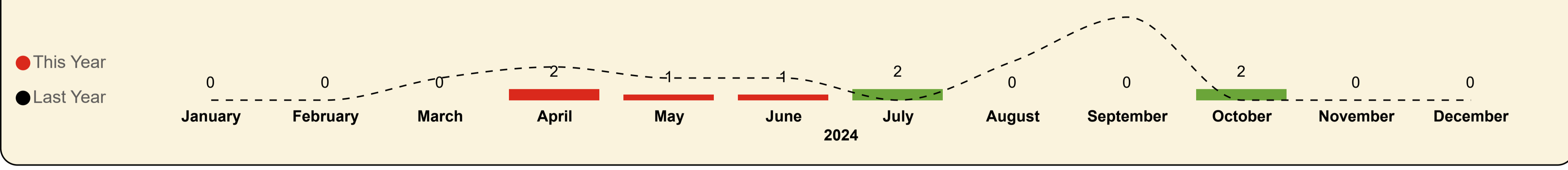
Colintraive - Rhubodach



This Month YoY
18
LY: 16 (+12.5%)

YoY
572
LY: 441 (+29.68%)

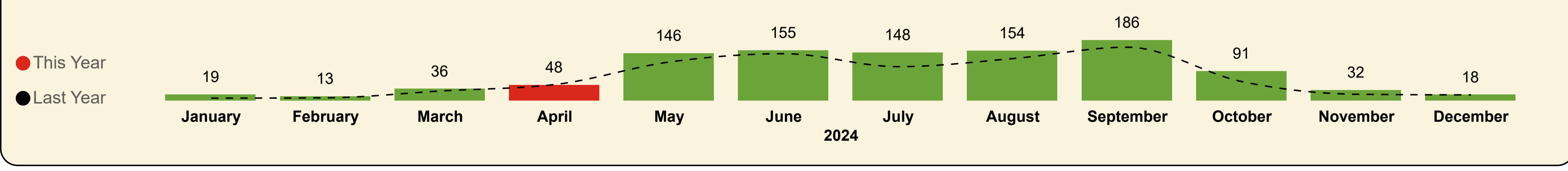
Tarbert LF - Portavadie



This Month YoY
0
LY: 0

YoY
8
LY: 40 (-80%)

Cowal Total



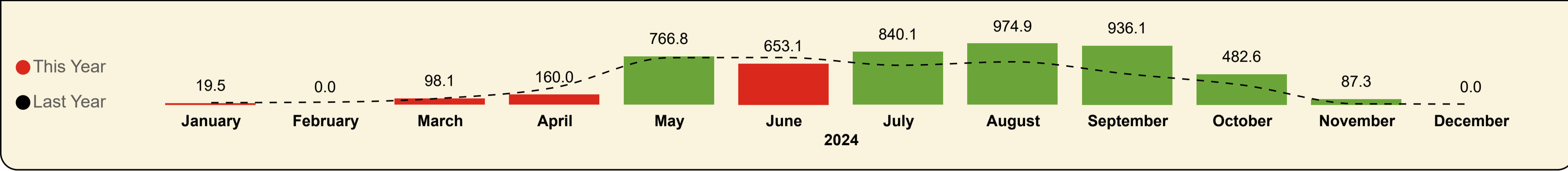
This Month YoY
18
LY: 17 (+5.88%)

YoY
1046
LY: 846 (+23.59%)



Shipped Coach Metres


Wemyss Bay - Rothesay



This Month YoY
0.0
LY: 10.0 (-100%)

YoY
5.0K
LY: 4.1K (+23.11%)

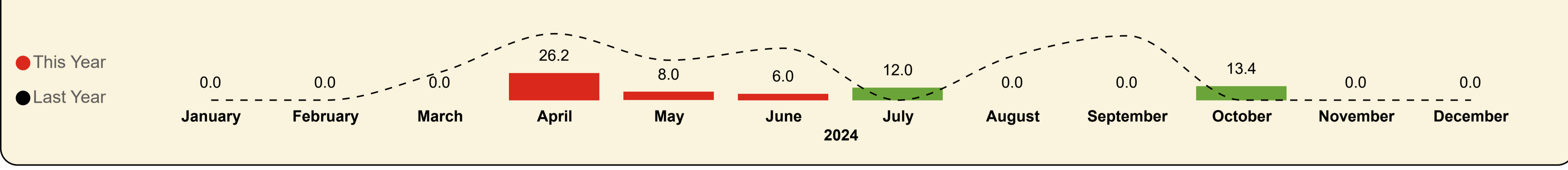
Colintraive - Rhubodach



This Month YoY
130.4
LY: 110.0 (+18.55%)

YoY
5.7K
LY: 4.8K (+18.52%)

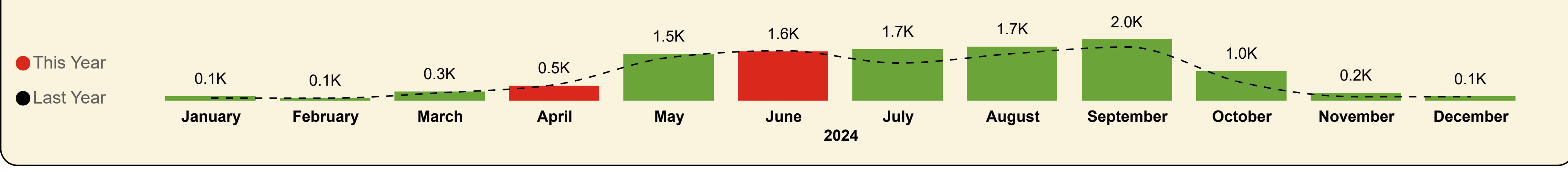
Tarbert LF - Portavadie



This Month YoY
0.0
LY: 0.0

YoY
65.6
LY: 284.0 (-76.9%)

Cowal Total

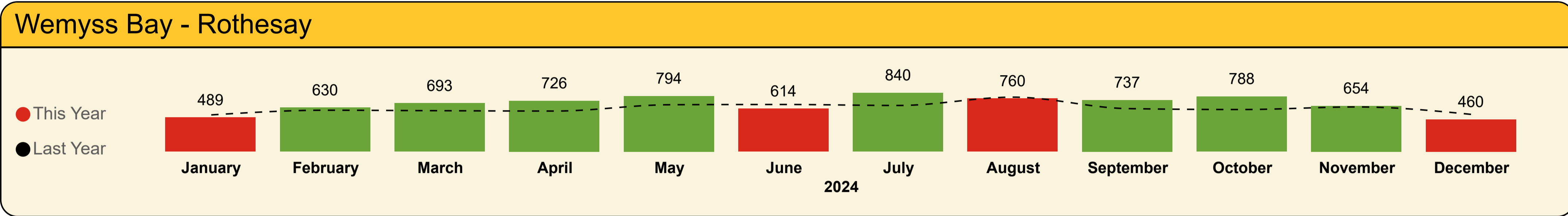


This Month YoY
130.4
LY: 120.0 (+8.67%)

YoY
10.8K
LY: 9.2K (+17.6%)

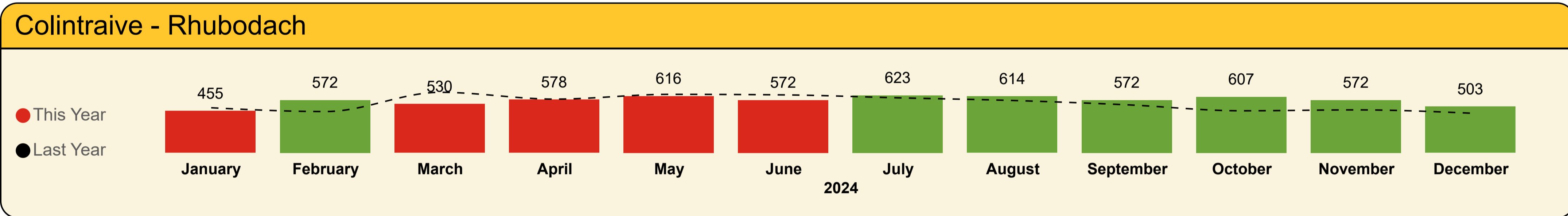


Shipped Commercial Vehicles



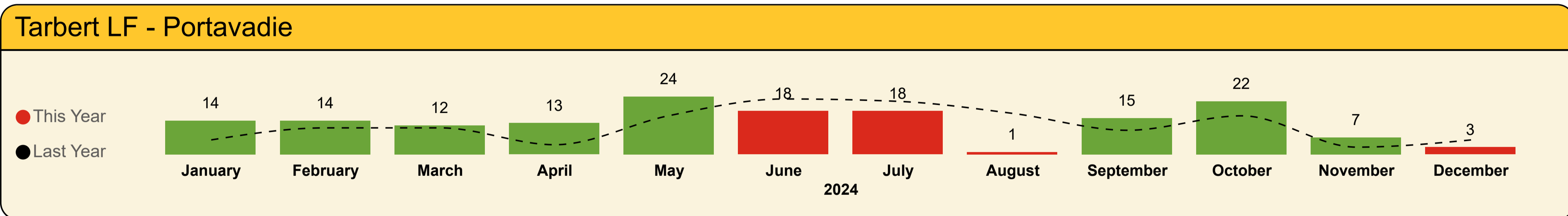
This Month YoY
460
LY: 532 (-13.53%)

YoY
8,185
LY: 7,453 (+9.82%)



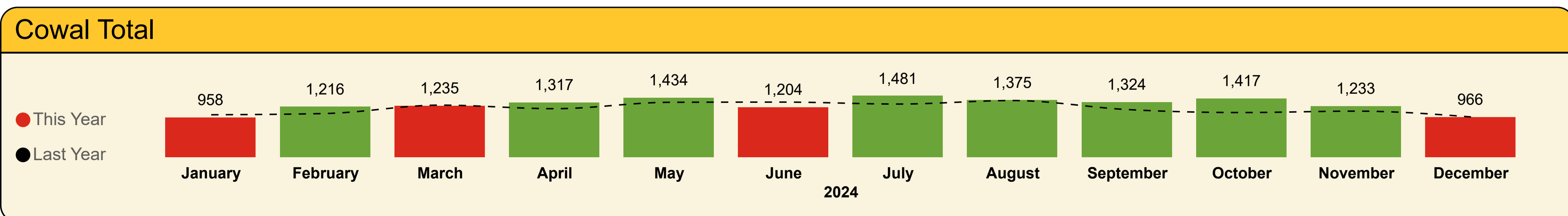
This Month YoY
503
LY: 430 (+16.98%)

YoY
6,814
LY: 6,479 (+5.17%)



This Month YoY
3
LY: 6 (-50%)

YoY
161
LY: 145 (+10.96%)

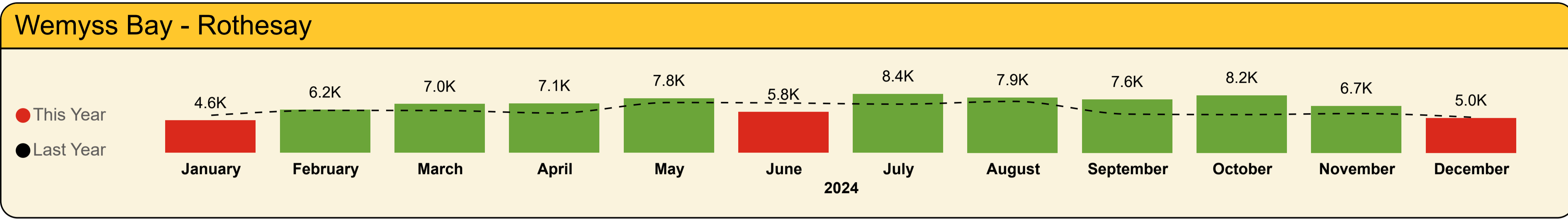


This Month YoY
966
LY: 968 (-0.21%)

YoY
15,160
LY: 14,077 (+7.69%)

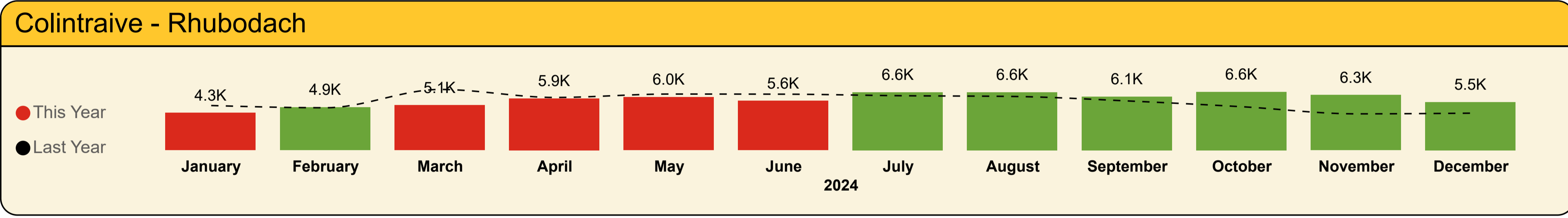


Shipped Commercial Vehicle Metres



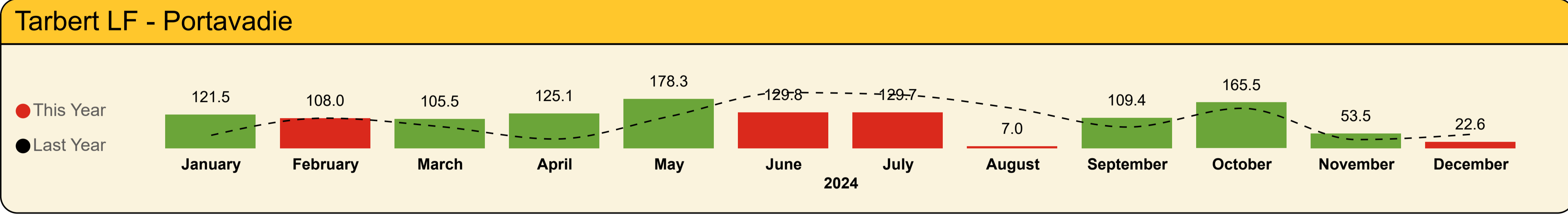
This Month YoY
5.0K
LY: 5.1K (-1.99%)

YoY
82.3K
LY: 73.5K (+11.99%)



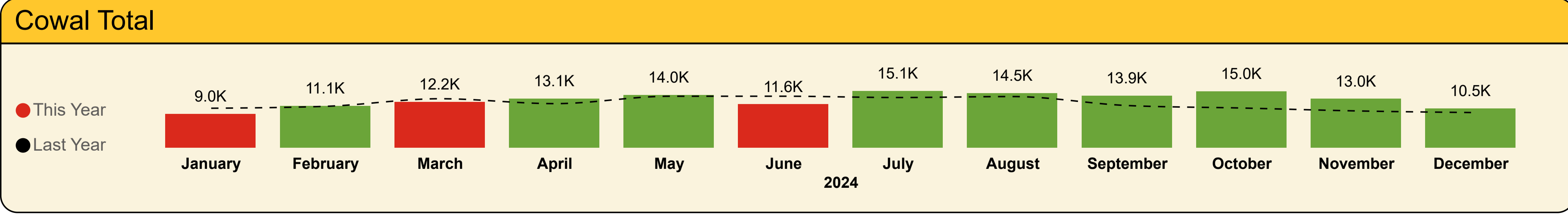
This Month YoY
5.5K
LY: 4.2K (+29.87%)

YoY
69.6K
LY: 66.9K (+3.99%)



This Month YoY
22.6
LY: 50.0 (-54.8%)

YoY
1.3K
LY: 1.2K (+2.96%)



This Month YoY
10.5K
LY: 9.4K (+12.09%)

YoY
153.1K
LY: 141.6K (+8.13%)



Cowal Total

Contractual Carrying Groups



This Month YoY
59,686
LY: 62,431 (-4.4%)

YoY
1,151,912
LY: 1,104,235
(+4.32%)



This Month YoY
17,974
LY: 18,595 (-3.34%)

YoY
314,477
LY: 307,339
(+2.32%)



This Month YoY
130.4
LY: 120.0 (+8.67%)

YoY
10.8K
LY: 9.2K (+17.6%)



This Month YoY
10.5K
LY: 9.4K (+12.09%)

YoY
153.1K
LY: 141.6K (+8.13%)

Passengers

Year	Month	Last Year	This Year	Variance %
2024	January	56,067	57,600	2.7 %
2024	February	64,641	69,697	7.8 %
2024	March	77,535	85,089	9.7 %
2024	April	100,701	93,558	-7.1 %
2024	May	106,516	122,275	14.8 %
2024	June	108,121	114,013	5.4 %
2024	July	126,143	141,279	12.0 %
2024	August	148,061	132,051	-10.8 %
2024	September	105,872	115,109	8.7 %
2024	October	77,654	91,593	18.0 %
2024	November	70,492	69,962	-0.8 %
2024	December	62,432	59,686	-4.4 %
Total		1,104,235	1,151,912	4.3 %

Cars

Year	Month	Last Year	This Year	Variance %
2024	January	17,683	17,804	0.7 %
2024	February	19,231	21,111	9.8 %
2024	March	23,308	24,570	5.4 %
2024	April	26,613	26,130	-1.8 %
2024	May	29,578	32,090	8.5 %
2024	June	29,149	29,886	2.5 %
2024	July	33,273	35,532	6.8 %
2024	August	36,302	32,624	-10.1 %
2024	September	28,637	30,569	6.7 %
2024	October	24,103	25,683	6.6 %
2024	November	20,865	20,504	-1.7 %
2024	December	18,596	17,974	-3.3 %
Total		307,339	314,477	2.3 %

Coach Metres

Year	Month	Last Year	This Year	Variance %
2024	January	76.3	132.5	73.7 %
2024	February	72.5	84.0	15.9 %
2024	March	246.8	287.7	16.6 %
2024	April	507.5	482.2	-5.0 %
2024	May	1,388.6	1,499.0	7.9 %
2024	June	1,606.1	1,589.3	-1.0 %
2024	July	1,208.1	1,651.6	36.7 %
2024	August	1,511.5	1,736.2	14.9 %
2024	September	1,725.7	1,982.7	14.9 %
2024	October	577.6	953.3	65.0 %
2024	November	119.5	243.6	103.8 %
2024	December	120.0	130.4	8.7 %
Total		9,160.1	10,772.3	17.6 %

Commercial Vehicle Metres

Year	Month	Last Year	This Year	Variance %
2024	January	10,502.3	9,011.7	-14.2 %
2024	February	11,014.5	11,148.3	1.2 %
2024	March	13,040.5	12,211.2	-6.4 %
2024	April	11,731.8	13,078.8	11.5 %
2024	May	13,705.0	14,018.3	2.3 %
2024	June	13,713.0	11,583.3	-15.5 %
2024	July	13,365.6	15,144.8	13.3 %
2024	August	13,621.9	14,513.1	6.5 %
2024	September	11,222.8	13,863.3	23.5 %
2024	October	10,558.4	15,036.1	42.4 %
2024	November	9,787.7	13,041.8	33.2 %
2024	December	9,354.1	10,485.3	12.1 %
Total		141,617.6	153,136.1	8.1 %



Wemyss Bay - Rothesay

Contractual Carrying Groups



This Month YoY
34,507
LY: 39,862 (-13.43%)

YoY
687,563
LY: 656,492
(+4.73%)



This Month YoY
11,948
LY: 13,579 (-12.01%)

YoY
207,224
LY: 203,681
(+1.74%)



This Month YoY
0.0
LY: 10.0 (-100%)

YoY
5.0K
LY: 4.1K (+23.11%)



This Month YoY
5.0K
LY: 5.1K (-1.99%)

YoY
82.3K
LY: 73.5K (+11.99%)

Passengers

Year	Month	Last Year	This Year	Variance %
2024	January	34,176	35,374	3.5 %
2024	February	38,589	42,587	10.4 %
2024	March	45,881	51,867	13.0 %
2024	April	60,315	56,545	-6.3 %
2024	May	60,827	71,150	17.0 %
2024	June	59,839	66,591	11.3 %
2024	July	74,938	83,404	11.3 %
2024	August	83,394	81,635	-2.1 %
2024	September	61,154	67,196	9.9 %
2024	October	53,074	54,169	2.1 %
2024	November	44,443	42,538	-4.3 %
2024	December	39,862	34,507	-13.4 %
Total		656,492	687,563	4.7 %

Cars

Year	Month	Last Year	This Year	Variance %
2024	January	12,787	12,544	-1.9 %
2024	February	13,428	14,614	8.8 %
2024	March	15,737	16,665	5.9 %
2024	April	17,980	17,465	-2.9 %
2024	May	18,325	20,540	12.1 %
2024	June	18,044	18,755	3.9 %
2024	July	21,141	22,688	7.3 %
2024	August	22,370	22,008	-1.6 %
2024	September	18,028	19,442	7.8 %
2024	October	17,213	16,689	-3.0 %
2024	November	15,048	13,866	-7.9 %
2024	December	13,579	11,948	-12.0 %
Total		203,681	207,224	1.7 %

Coach Metres

Year	Month	Last Year	This Year	Variance %
2024	January	31.8	19.5	-38.7 %
2024	February	40.5	0.0	-100.0 %
2024	March	100.8	98.1	-2.7 %
2024	April	274.2	160.0	-41.6 %
2024	May	747.0	766.8	2.6 %
2024	June	750.0	653.1	-12.9 %
2024	July	627.0	840.1	34.0 %
2024	August	681.9	974.9	43.0 %
2024	September	487.6	936.1	92.0 %
2024	October	312.1	482.6	54.6 %
2024	November	13.5	87.3	546.3 %
2024	December	10.0	0.0	-100.0 %
Total		4,076.5	5,018.4	23.1 %

Commercial Vehicle Metres

Year	Month	Last Year	This Year	Variance %
2024	January	5,367.3	4,638.6	-13.6 %
2024	February	6,068.2	6,152.9	1.4 %
2024	March	6,043.5	6,978.5	15.5 %
2024	April	5,689.6	7,054.0	24.0 %
2024	May	7,194.0	7,791.2	8.3 %
2024	June	7,130.2	5,833.9	-18.2 %
2024	July	6,963.7	8,418.8	20.9 %
2024	August	7,355.8	7,900.0	7.4 %
2024	September	5,534.1	7,647.3	38.2 %
2024	October	5,462.7	8,227.6	50.6 %
2024	November	5,615.6	6,698.3	19.3 %
2024	December	5,085.2	4,983.8	-2.0 %
Total		73,509.9	82,324.9	12.0 %



This Month YoY
10,395
LY: 7,591 (+36.94%)

YoY
181,769
LY: 168,208
(+8.06%)



This Month YoY
5,647
LY: 4,232 (+33.44%)

YoY
84,066
LY: 76,685 (+9.63%)



This Month YoY
130.4
LY: 110.0 (+18.55%)

YoY
5.7K
LY: 4.8K (+18.52%)



This Month YoY
5.5K
LY: 4.2K (+29.87%)

YoY
69.6K
LY: 66.9K (+3.99%)

Passengers

Year	Month	Last Year	This Year	Variance %
2024	January	7,399	7,727	4.4 %
2024	February	8,391	9,349	11.4 %
2024	March	11,183	11,752	5.1 %
2024	April	15,309	14,209	-7.2 %
2024	May	17,830	18,755	5.2 %
2024	June	17,908	18,449	3.0 %
2024	July	20,257	23,047	13.8 %
2024	August	24,899	24,182	-2.9 %
2024	September	17,767	19,502	9.8 %
2024	October	10,943	14,294	30.6 %
2024	November	8,731	10,108	15.8 %
2024	December	7,591	10,395	36.9 %
Total		168,208	181,769	8.1 %

Cars

Year	Month	Last Year	This Year	Variance %
2024	January	4,108	4,460	8.6 %
2024	February	4,612	5,339	15.8 %
2024	March	5,964	6,101	2.3 %
2024	April	6,644	6,814	2.6 %
2024	May	7,677	8,116	5.7 %
2024	June	7,470	7,869	5.3 %
2024	July	8,188	9,237	12.8 %
2024	August	9,808	9,626	-1.9 %
2024	September	7,291	8,223	12.8 %
2024	October	5,637	6,923	22.8 %
2024	November	5,054	5,711	13.0 %
2024	December	4,232	5,647	33.4 %
Total		76,685	84,066	9.6 %

Coach Metres

Year	Month	Last Year	This Year	Variance %
2024	January	44.5	113.0	153.9 %
2024	February	32.0	84.0	162.5 %
2024	March	119.0	189.6	59.3 %
2024	April	169.3	296.0	74.8 %
2024	May	603.1	724.2	20.1 %
2024	June	806.1	930.2	15.4 %
2024	July	581.0	799.5	37.6 %
2024	August	787.1	761.3	-3.3 %
2024	September	1,176.1	1,046.6	-11.0 %
2024	October	265.5	457.3	72.2 %
2024	November	106.0	156.4	47.5 %
2024	December	110.0	130.4	18.5 %
Total		4,799.7	5,688.3	18.5 %

Commercial Vehicle Metres

Year	Month	Last Year	This Year	Variance %
2024	January	5,088.5	4,251.6	-16.4 %
2024	February	4,837.8	4,887.4	1.0 %
2024	March	6,919.0	5,127.2	-25.9 %
2024	April	6,009.2	5,899.7	-1.8 %
2024	May	6,396.5	6,048.8	-5.4 %
2024	June	6,381.9	5,619.6	-11.9 %
2024	July	6,208.9	6,596.3	6.2 %
2024	August	6,122.1	6,606.1	7.9 %
2024	September	5,612.4	6,106.6	8.8 %
2024	October	4,951.7	6,642.9	34.2 %
2024	November	4,141.1	6,290.1	51.9 %
2024	December	4,218.9	5,478.9	29.9 %
Total		66,887.9	69,555.2	4.0 %



This Month YoY 13,946 LY: 13,237 (+5.36%)	YoY 215,052 LY: 201,287 (+6.84%)
--	---

Passengers				
Year	Month	Last Year	This Year	Variance %
2024	January	12,823	12,571	-2.0 %
2024	February	15,024	14,834	-1.3 %
2024	March	16,615	16,651	0.2 %
2024	April	19,302	17,419	-9.8 %
2024	May	17,841	21,938	23.0 %
2024	June	19,418	19,507	0.5 %
2024	July	17,515	22,720	29.7 %
2024	August	26,217	22,918	-12.6 %
2024	September	17,410	20,112	15.5 %
2024	October	10,470	17,408	66.3 %
2024	November	15,415	15,028	-2.5 %
2024	December	13,237	13,946	5.4 %
Total		201,287	215,052	6.8 %



This Month YoY
838
LY: 1,741 (-51.87%)

YoY
67,528
LY: 78,248 (-13.7%)



This Month YoY
379
LY: 784 (-51.66%)

YoY
23,178
LY: 26,974 (-14.07%)



This Month YoY
0.0
LY: 0.0

YoY
65.6
LY: 284.0 (-76.9%)



This Month YoY
22.6
LY: 50.0 (-54.8%)

YoY
1.3K
LY: 1.2K (+2.96%)

Passengers

Year	Month	Last Year	This Year	Variance %
2024	January	1,669	1,928	15.5 %
2024	February	2,637	2,927	11.0 %
2024	March	3,856	4,819	25.0 %
2024	April	5,775	5,385	-6.8 %
2024	May	10,017	10,432	4.1 %
2024	June	10,956	9,466	-13.6 %
2024	July	13,434	12,108	-9.9 %
2024	August	13,551	3,316	-75.5 %
2024	September	9,541	8,299	-13.0 %
2024	October	3,167	5,722	80.7 %
2024	November	1,903	2,288	20.2 %
2024	December	1,742	838	-51.9 %
Total		78,248	67,528	-13.7 %

Cars

Year	Month	Last Year	This Year	Variance %
2024	January	788	798	1.3 %
2024	February	1,191	1,158	-2.8 %
2024	March	1,607	1,797	11.8 %
2024	April	1,989	1,851	-6.9 %
2024	May	3,576	3,434	-4.0 %
2024	June	3,635	3,262	-10.3 %
2024	July	3,945	3,607	-8.6 %
2024	August	4,124	990	-76.0 %
2024	September	3,318	2,904	-12.5 %
2024	October	1,253	2,071	65.3 %
2024	November	763	927	21.5 %
2024	December	785	379	-51.7 %
Total		26,974	23,178	-14.1 %

Coach Metres

Year	Month	Last Year	This Year	Variance %
2024	January	0.0	0.0	0.0 %
2024	February	0.0	0.0	0.0 %
2024	March	27.0	0.0	-100.0 %
2024	April	64.0	26.2	-59.1 %
2024	May	38.5	8.0	-79.2 %
2024	June	50.0	6.0	-88.0 %
2024	July	0.0	12.0	0.0 %
2024	August	42.5	0.0	-100.0 %
2024	September	62.0	0.0	-100.0 %
2024	October	0.0	13.4	0.0 %
2024	November	0.0	0.0	0.0 %
2024	December	0.0	0.0	0.0 %
Total		284.0	65.6	-76.9 %

Commercial Vehicle Metres

Year	Month	Last Year	This Year	Variance %
2024	January	46.5	121.5	161.3 %
2024	February	108.5	108.0	-0.5 %
2024	March	78.0	105.5	35.3 %
2024	April	33.0	125.1	279.1 %
2024	May	114.5	178.3	55.7 %
2024	June	201.0	129.8	-35.4 %
2024	July	193.0	129.7	-32.8 %
2024	August	144.0	7.0	-95.1 %
2024	September	76.3	109.4	43.4 %
2024	October	144.0	165.5	14.9 %
2024	November	31.0	53.5	72.6 %
2024	December	50.0	22.6	-54.8 %
Total		1,219.8	1,255.9	3.0 %



Cars



Wemyss Bay - Rothesay

Year	Month	Last Year	This Year	Var %
2024	January	11,407	10,047	-11.9 %
2024	February	11,911	11,685	-1.9 %
2024	March	13,909	14,218	2.2 %
2024	April	16,115	14,682	-8.9 %
2024	May	15,583	17,295	11.0 %
2024	June	15,243	15,866	4.1 %
2024	July	16,762	19,444	16.0 %
2024	August	18,386	18,538	0.8 %
2024	September	15,410	16,509	7.1 %
2024	October	14,004	14,184	1.3 %
2024	November	12,058	11,699	-3.0 %
2024	December	11,308	9,882	-12.6 %
Total		172,096	174,049	1.1 %

Colintraive - Rhubodach

Year	Month	Last Year	This Year	Var %
2024	January	3,697	3,616	-2.2 %
2024	February	4,158	4,274	2.8 %
2024	March	5,351	4,989	-6.8 %
2024	April	6,094	5,497	-9.8 %
2024	May	6,240	6,697	7.3 %
2024	June	5,834	6,521	11.8 %
2024	July	7,297	7,777	6.6 %
2024	August	7,765	8,259	6.4 %
2024	September	5,708	6,882	20.6 %
2024	October	4,255	5,771	35.6 %
2024	November	3,878	4,771	23.0 %
2024	December	3,422	4,834	41.3 %
Total		63,699	69,888	9.7 %

Tarbert LF - Portavadie

Year	Month	Last Year	This Year	Var %
2024	January	657	495	-24.7 %
2024	February	962	750	-22.0 %
2024	March	1,346	1,389	3.2 %
2024	April	1,714	1,470	-14.2 %
2024	May	1,917	2,801	46.1 %
2024	June	2,128	2,821	32.6 %
2024	July	2,623	3,028	15.4 %
2024	August	3,019	845	-72.0 %
2024	September	2,353	2,442	3.8 %
2024	October	931	1,746	87.5 %
2024	November	471	725	53.9 %
2024	December	482	302	-37.3 %
Total		18,603	18,814	1.1 %



LGVs



Wemyss Bay - Rothesay

Year	Month	Last Year	This Year	Var %
2024	January	1,181	1,737	47.1 %
2024	February	1,343	2,009	49.6 %
2024	March	1,583	1,719	8.6 %
2024	April	1,474	1,816	23.2 %
2024	May	1,530	1,836	20.0 %
2024	June	1,487	1,611	8.3 %
2024	July	1,424	1,851	30.0 %
2024	August	1,737	1,785	2.8 %
2024	September	1,538	1,766	14.8 %
2024	October	1,547	1,531	-1.0 %
2024	November	1,741	1,654	-5.0 %
2024	December	1,173	1,071	-8.7 %
Total		17,758	20,386	14.8 %

Colintraive - Rhubodach

Year	Month	Last Year	This Year	Var %
2024	January	344	380	10.5 %
2024	February	361	587	62.6 %
2024	March	504	566	12.3 %
2024	April	359	506	40.9 %
2024	May	355	625	76.1 %
2024	June	378	653	72.8 %
2024	July	382	676	77.0 %
2024	August	397	730	83.9 %
2024	September	393	702	78.6 %
2024	October	370	707	91.1 %
2024	November	342	650	90.1 %
2024	December	361	490	35.7 %
Total		4,546	7,272	60.0 %

Tarbert LF - Portavadie

Year	Month	Last Year	This Year	Var %
2024	January	107	126	17.8 %
2024	February	180	138	-23.3 %
2024	March	204	178	-12.7 %
2024	April	167	119	-28.7 %
2024	May	131	227	73.3 %
2024	June	68	190	179.4 %
2024	July	103	203	97.1 %
2024	August	182	32	-82.4 %
2024	September	155	207	33.5 %
2024	October	66	154	133.3 %
2024	November	84	94	11.9 %
2024	December	70	54	-22.9 %
Total		1,517	1,722	13.5 %



Motorhomes



Wemyss Bay - Rothesay

Year	Month	Last Year	This Year	Var %
2024	January	76	55	-27.6 %
2024	February	64	96	50.0 %
2024	March	102	173	69.6 %
2024	April	264	238	-9.8 %
2024	May	311	404	29.9 %
2024	June	323	378	17.0 %
2024	July	361	435	20.5 %
2024	August	356	375	5.3 %
2024	September	289	394	36.3 %
2024	October	176	151	-14.2 %
2024	November	81	134	65.4 %
2024	December	38	70	84.2 %
Total		2,441	2,903	18.9 %

Colintraive - Rhubodach


Year	Month	Last Year	This Year	Var %
2024	January	22	22	0.0 %
2024	February	42	32	-23.8 %
2024	March	62	77	24.2 %
2024	April	150	140	-6.7 %
2024	May	207	265	28.0 %
2024	June	160	228	42.5 %
2024	July	196	252	28.6 %
2024	August	208	200	-3.8 %
2024	September	176	258	46.6 %
2024	October	62	107	72.6 %
2024	November	28	48	71.4 %
2024	December	14	30	114.3 %
Total		1,327	1,659	25.0 %

Tarbert LF - Portavadie

Year	Month	Last Year	This Year	Var %
2024	January	20	8	-60.0 %
2024	February	34	11	-67.6 %
2024	March	30	47	56.7 %
2024	April	84	74	-11.9 %
2024	May	123	213	73.2 %
2024	June	94	139	47.9 %
2024	July	102	144	41.2 %
2024	August	128	38	-70.3 %
2024	September	128	197	53.9 %
2024	October	29	87	200.0 %
2024	November	7	20	185.7 %
2024	December	10	1	-90.0 %
Total		789	979	24.1 %



Reliability & Punctuality



Reliability

Route		Colintraive - Rhubodach		Gourock - Dunoon		Tarbert LF - Portavadie		Wemyss Bay - Rothesay	
Year	Month	Contractual	Actual	Contractual	Actual	Contractual	Actual	Contractual	Actual
2024	January	100.0%	94.7%	99.4%	83.6%	94.7%	77.8%	100.0%	92.8%
	February	100.0%	98.5%	95.4%	83.1%	98.5%	94.1%	99.7%	98.5%
	March	100.0%	99.3%	86.4%	74.3%	99.6%	95.2%	100.0%	99.8%
	April	100.0%	96.7%	99.2%	92.0%	96.0%	73.0%	99.3%	95.6%
	May	97.5%	97.5%	97.6%	90.7%	98.5%	96.4%	100.0%	100.0%
	June	100.0%	99.7%	97.0%	95.5%	100.0%	100.0%	100.0%	100.0%
	July	100.0%	100.0%	90.2%	90.1%	95.7%	94.5%	100.0%	100.0%
	August	100.0%	99.8%	98.7%	94.0%	47.4%	47.4%	99.5%	93.5%
	September	100.0%	100.0%	98.5%	94.5%	94.5%	93.2%	98.2%	97.2%
	October	100.0%	96.4%	88.1%	81.8%	96.8%	90.1%	100.0%	92.4%
	November	99.8%	97.6%	99.1%	88.2%	100.0%	65.0%	100.0%	94.9%
	December	100.0%	93.1%	98.6%	82.9%	100.0%	33.8%	91.8%	74.8%
Total		99.8%	97.8%	95.9%	87.8%	92.5%	81.3%	99.1%	95.0%

Punctuality

Route		Colintraive - Rhubodach		Gourock - Dunoon		Tarbert LF - Portavadie		Wemyss Bay - Rothesay	
Year	Month	Contractual	Actual	Contractual	Actual	Contractual	Actual	Contractual	Actual
2024	January	100.0%	99.9%	100.0%	100.0%	100.0%	100.0%	100.0%	97.5%
	February	100.0%	100.0%	100.0%	100.0%	100.0%	100.0%	100.0%	99.5%
	March	100.0%	100.0%	100.0%	100.0%	100.0%	99.3%	99.9%	99.5%
	April	100.0%	100.0%	100.0%	99.9%	99.8%	99.1%	100.0%	98.0%
	May	100.0%	100.0%	100.0%	100.0%	93.5%	87.7%	100.0%	97.8%
	June	100.0%	100.0%	100.0%	100.0%	100.0%	100.0%	99.7%	98.4%
	July	100.0%	100.0%	100.0%	99.6%	99.8%	99.2%	99.7%	96.2%
	August	100.0%	99.9%	100.0%	99.8%	96.3%	96.3%	99.9%	89.9%
	September	100.0%	100.0%	100.0%	99.8%	99.5%	99.3%	99.7%	97.6%
	October	100.0%	100.0%	99.8%	99.0%	100.0%	97.3%	100.0%	97.1%
	November	100.0%	100.0%	100.0%	100.0%	100.0%	99.3%	100.0%	96.3%
	December	100.0%	100.0%	100.0%	99.8%	99.3%	99.3%	99.5%	94.2%
Total		100.0%	100.0%	100.0%	99.8%	98.9%	97.7%	99.9%	96.9%



Reliability & Punctuality Summary

Summary of Scheduled, Operated, Cancelled & Diverted Sailings by Route and Leg

Year	Month	Route	Leg	Operated Sailings	Scheduled Sailings	Additional Sailings	Cancelled Sailings	Diverted Sailings
2024	December	Colintraive - Rhubodach	Colintraive-Rhubodach	858	918	3	63	0
2024	December	Colintraive - Rhubodach	Rhubodach-Colintraive	858	918	3	63	0
2024	December	Gourock - Dunoon	Dunoon-Gourock (Dunoon)	620	749	0	129	0
2024	December	Gourock - Dunoon	Gourock (Dunoon)-Dunoon	621	748	0	127	0
2024	December	Tarbert LF - Portavadie	Portavadie-Tarbert (Loch Fyne)	69	205	0	136	0
2024	December	Tarbert LF - Portavadie	Tarbert (Loch Fyne)-Portavadie	71	209	0	138	0
2024	December	Wemyss Bay - Rothesay	Gourock (Divert)-Rothesay	21		21	0	0
2024	December	Wemyss Bay - Rothesay	Rothesay-Gourock (Divert)	22	22	0	0	22
2024	December	Wemyss Bay - Rothesay	Rothesay-Wemyss Bay	282	369	0	87	0
2024	December	Wemyss Bay - Rothesay	Wemyss Bay-Rothesay	282	390	2	110	0
Total				3,704	4,528	29	853	22

Summary of Cancellations, Lateness & Relief Events by Route and Leg

Year	Month	Route	Leg	Cancelled Sailings	Cancelled (Relief)	Cancelled (No Relief)	On Time	Level 1 Late	Level 1 (Relief)	Level 1 (No Relief)	Level 2 Late	Level 2 (Relief)	Level 2 (No Relief)
2024	December	Colintraive - Rhubodach	Colintraive-Rhubodach	63	63	0	855	0	0	0	0	0	0
2024	December	Colintraive - Rhubodach	Rhubodach-Colintraive	63	63	0	855	0	0	0	0	0	0
2024	December	Gourock - Dunoon	Dunoon-Gourock (Dunoon)	129	118	11	619	0	0	0	1	1	0
2024	December	Gourock - Dunoon	Gourock (Dunoon)-Dunoon	127	117	10	620	0	0	0	1	1	0
2024	December	Tarbert LF - Portavadie	Portavadie-Tarbert (Loch Fyne)	136	136	0	69	0	0	0	0	0	0
2024	December	Tarbert LF - Portavadie	Tarbert (Loch Fyne)-Portavadie	138	138	0	70	1	0	1	0	0	0
2024	December	Wemyss Bay - Rothesay	Gourock (Divert)-Rothesay	0	0	0	0	0	0	0	0	0	0
2024	December	Wemyss Bay - Rothesay	Rothesay-Gourock (Divert)	0	0	0	5	3	3	0	14	14	0
2024	December	Wemyss Bay - Rothesay	Rothesay-Wemyss Bay	87	55	32	270	11	10	1	1	1	0
2024	December	Wemyss Bay - Rothesay	Wemyss Bay-Rothesay	110	78	32	275	3	2	1	2	1	1
Total				853	768	85	3,638	18	15	3	19	18	1