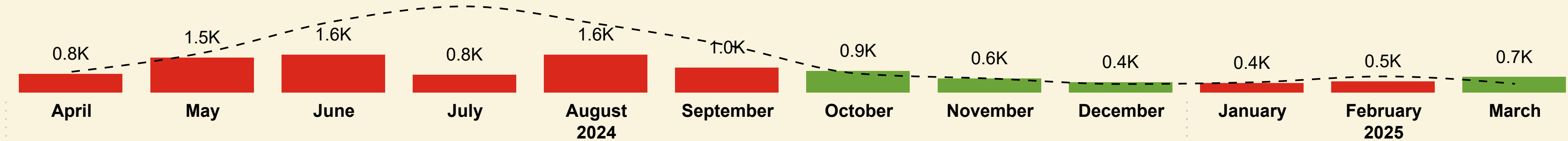




Shipped Passengers

Kennacraig - Islay/C'say/Oban

● This Year  
● Last Year



This Month YoY

652

LY: 364 (+79.12%)

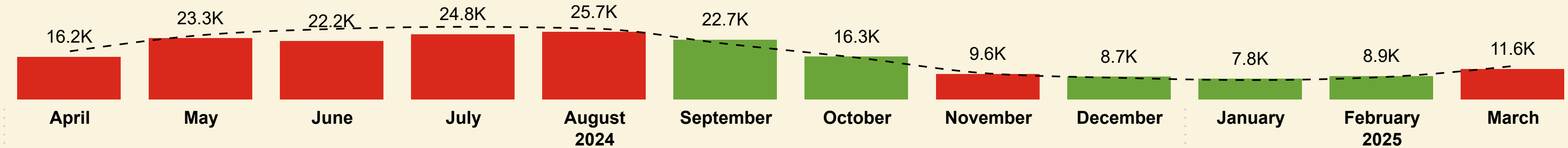
YoY

10,696

LY: 17,247 (-38%)

Kennacraig - Islay

● This Year  
● Last Year



This Month YoY

11,630

LY: 12,752 (-8.8%)

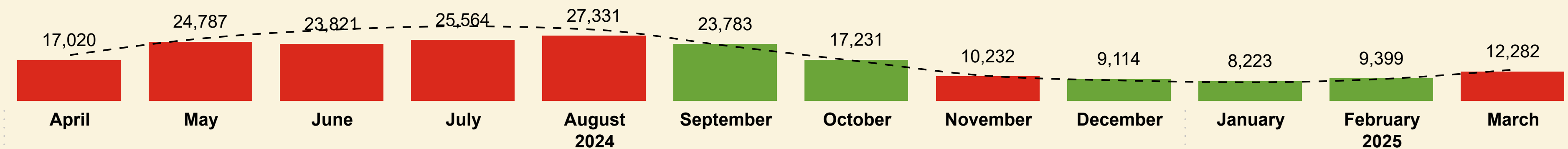
YoY

198,091

LY: 208,371 (-4.9%)

Islay Total

● This Year  
● Last Year



This Month YoY

12,282

LY: 13,116 (-6.36%)

YoY

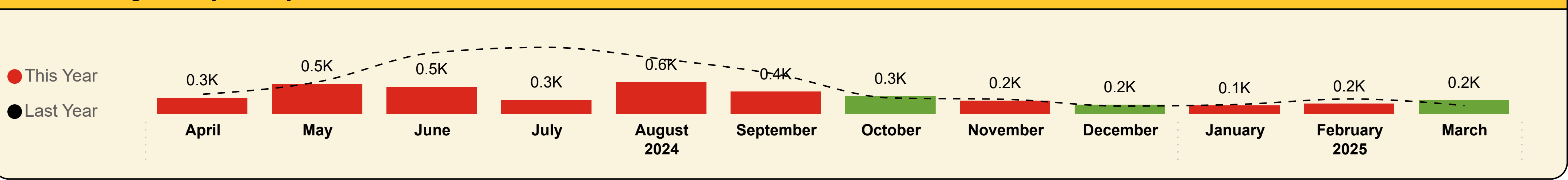
208,787

LY: 225,618 (-7.5%)



Shipped Cars

Kennacraig - Islay/C'say/Oban



This Month YoY

245

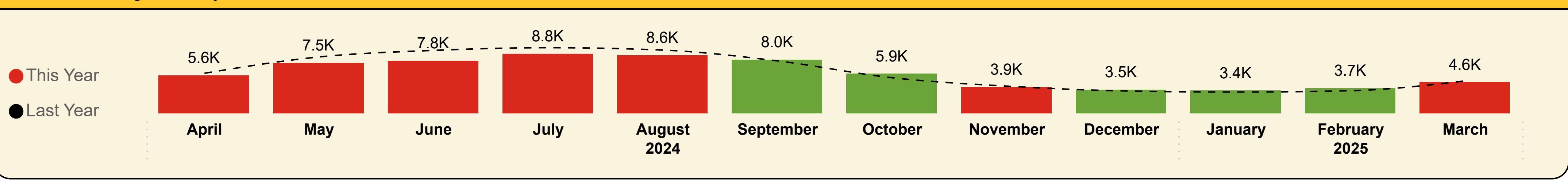
LY: 149 (+64.43%)

YoY

3,835

LY: 6,192 (-38.1%)

Kennacraig - Islay



This Month YoY

4,623

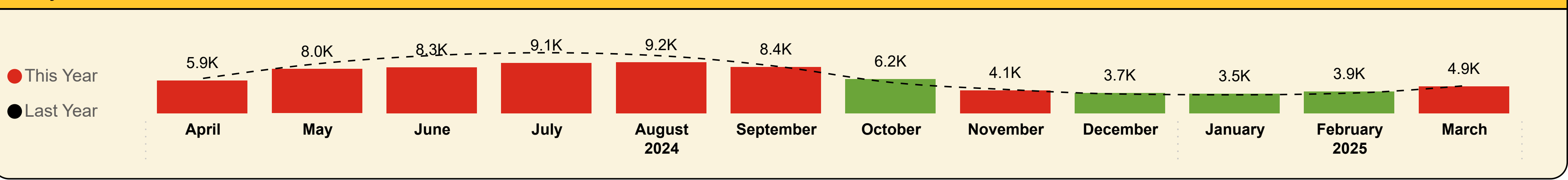
LY: 4,815 (-3.99%)

YoY

71,270

LY: 74,485 (-4.3%)

Islay Total



This Month YoY

4,868

LY: 4,964 (-1.93%)

YoY

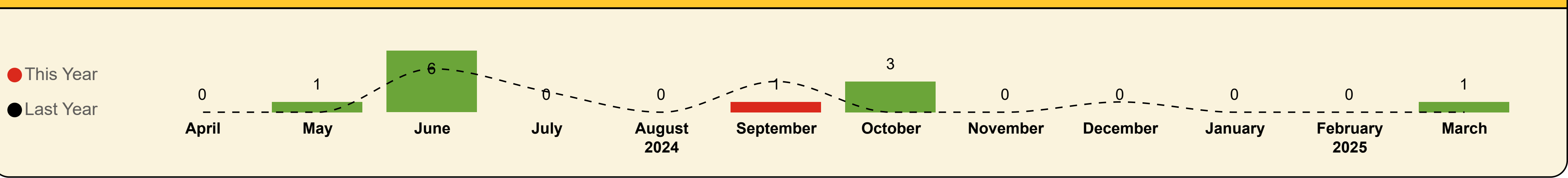
75,105

LY: 80,677 (-6.9%)



Shipped Coaches

Kennacraig - Islay/C'say/Oban



This Month YoY

1

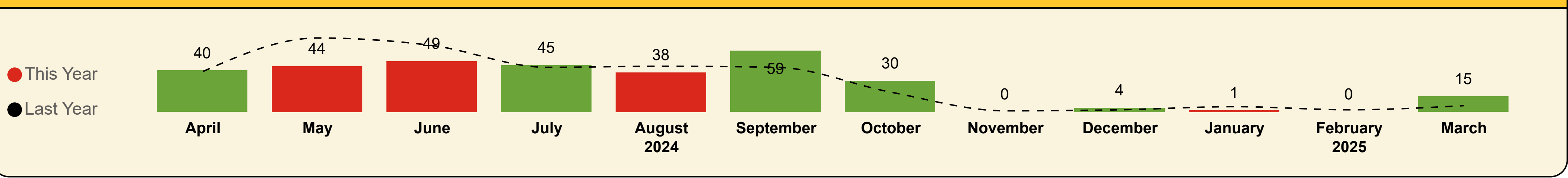
LY: 0

YoY

12

LY: 10 (+17.2%)

Kennacraig - Islay



This Month YoY

15

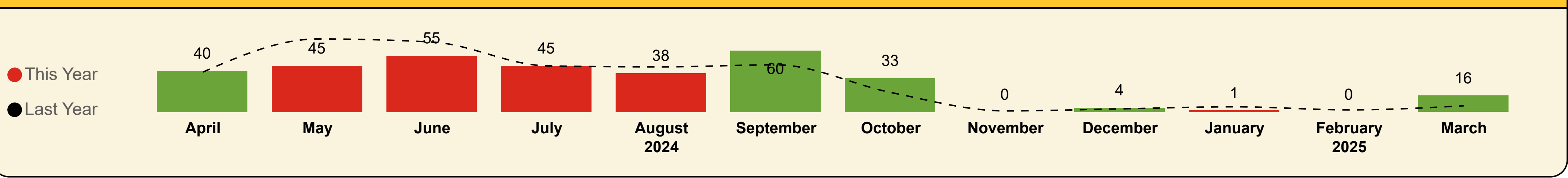
LY: 6 (+150%)

YoY

325

LY: 339 (-4.2%)

Islay Total



This Month YoY

16

LY: 6 (+166.67%)

YoY

337

LY: 350 (-3.6%)



Shipped Coach Metres

Kennacraig - Islay/C'say/Oban



This Month YoY

7.4

LY: 0.0

YoY

104.6

LY: 100.2 (+4.4%)

Kennacraig - Islay



This Month YoY

111.0

LY: 46.9 (+136.7%)

YoY

2.6K

LY: 2.7K (-4.7%)

Islay Total



This Month YoY

118.4

LY: 46.9 (+152.5%)

YoY

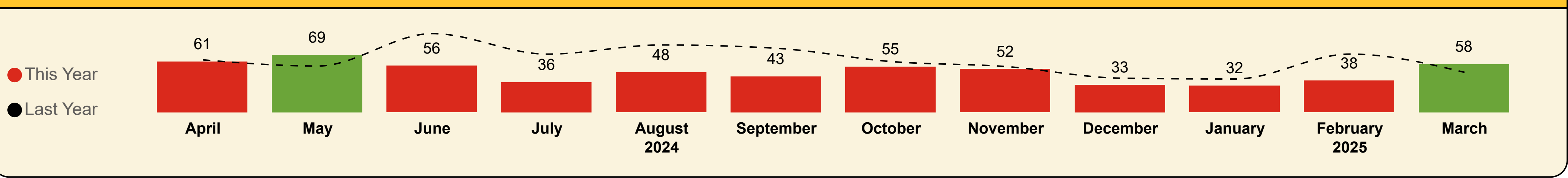
2.7K

LY: 2.8K (-4.3%)



Shipped Commercial Vehicles

Kennacraig - Islay/C'say/Oban



This Month YoY

58

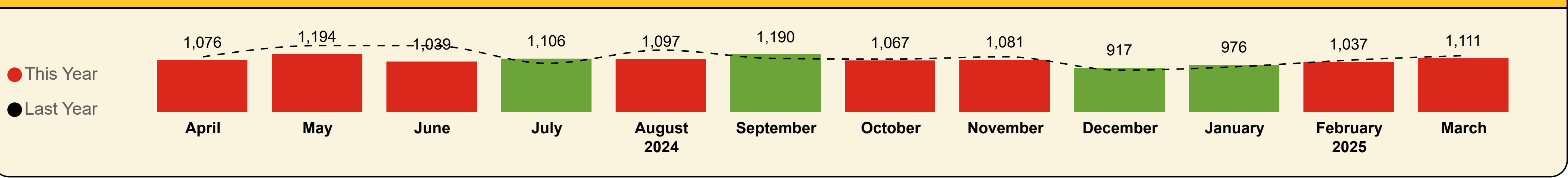
LY: 48 (+20.8%)

YoY

581

LY: 756 (-23.2%)

Kennacraig - Islay



This Month YoY

1,111

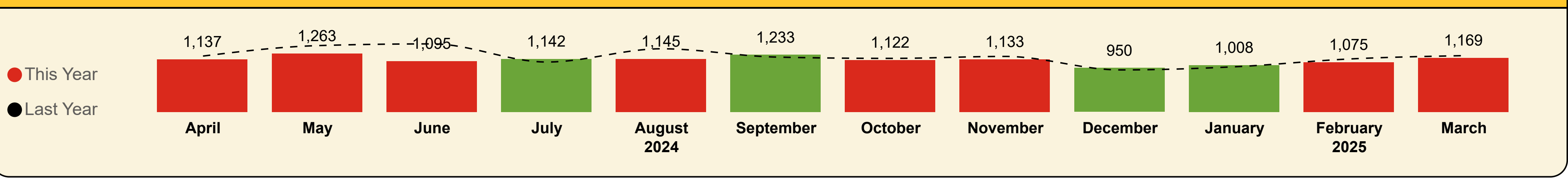
LY: 1,166 (-4.7%)

YoY

12,891

LY: 13,556 (-4.9%)

Islay Total



This Month YoY

1,169

LY: 1,214 (-3.7%)

YoY

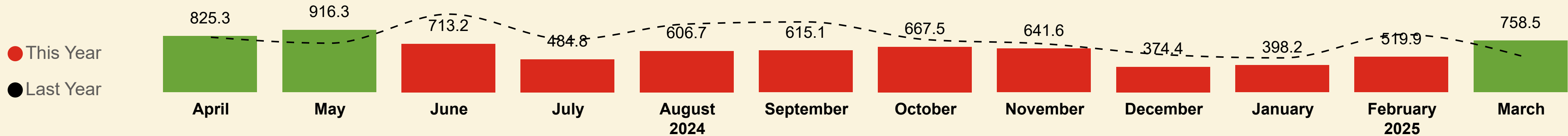
13,472

LY: 14,312 (-5.9%)



Shipped Commercial Vehicle Metres

Kennacraig - Islay/C'say/Oban



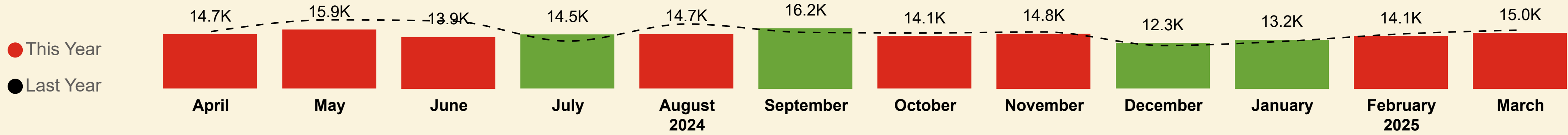
This Month YoY

758.5  
LY: 534.4 (+41.9%)

YoY

7.5K  
LY: 9.4K (-20.2%)

Kennacraig - Islay



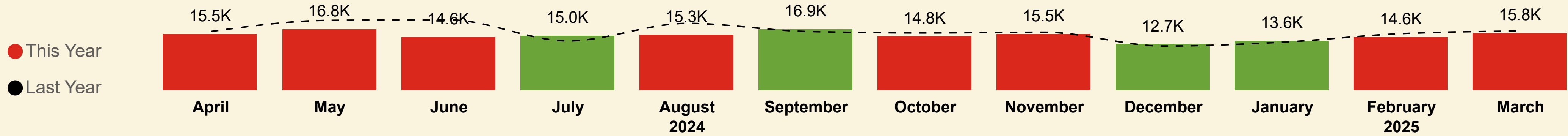
This Month YoY

15.0K  
LY: 15.8K (-4.7%)

YoY

173.6K  
LY: 182.8K (-5%)

Islay Total



This Month YoY

15.8K  
LY: 16.3K (-3.2%)

YoY

181.1K  
LY: 192.2K (-5.8%)



Islay

Mar-2025

Monthly Performance Pack

Carrying Trends

Islay Total

Contractual Carrying Groups

This Month YoY

12,282

LY: 13,116 (-6.4%)

YoY

208,787

LY: 225,618 (-7.5%)

This Month YoY

4,868

LY: 4,964 (-1.9%)

YoY

75,105

LY: 80,677 (-6.9%)

This Month YoY

118.4

LY: 46.9 (+152.5%)

YoY

2.7K

LY: 2.8K (-4.3%)

This Month YoY

15.8K

LY: 16.3K (-3.2%)

YoY

181.1K

LY: 192.2K (-5.8%)

Passengers

Year	Month	Last Year	This Year	Variance %
2024	April	19,234	17,020	-11.5 %
2024	May	26,175	24,787	-5.3 %
2024	June	29,873	23,821	-20.3 %
2024	July	31,325	25,564	-18.4 %
2024	August	29,914	27,331	-8.6 %
2024	September	23,206	23,783	2.5 %
2024	October	16,713	17,231	3.1 %
2024	November	10,485	10,232	-2.4 %
2024	December	8,585	9,114	6.2 %
2025	January	7,810	8,223	5.3 %
2025	February	9,183	9,399	2.4 %
2025	March	13,116	12,282	-6.4 %
Total		225,618	208,787	-7.5 %

Cars

Year	Month	Last Year	This Year	Variance %
2024	April	6,294	5,904	-6.2 %
2024	May	8,937	7,996	-10.5 %
2024	June	10,430	8,284	-20.6 %
2024	July	10,926	9,069	-17.0 %
2024	August	10,365	9,191	-11.3 %
2024	September	8,484	8,365	-1.4 %
2024	October	5,563	6,193	11.3 %
2024	November	4,292	4,113	-4.2 %
2024	December	3,471	3,680	6.0 %
2025	January	3,324	3,533	6.3 %
2025	February	3,627	3,909	7.8 %
2025	March	4,964	4,868	-1.9 %
Total		80,677	75,105	-6.9 %

Coach Metres

Year	Month	Last Year	This Year	Variance %
2024	April	296.8	307.5	3.6 %
2024	May	579.4	330.6	-42.9 %
2024	June	614.8	480.4	-21.9 %
2024	July	346.9	346.9	-0.0 %
2024	August	336.3	301.3	-10.4 %
2024	September	336.2	504.1	50.0 %
2024	October	148.3	242.1	63.3 %
2024	November	6.6	0.0	-100.0 %
2024	December	23.4	28.2	20.5 %
2025	January	33.3	12.0	-64.0 %
2025	February	24.0	0.0	-100.0 %
2025	March	46.9	118.4	152.5 %
Total		2,792.9	2,671.5	-4.3 %

Commercial Vehicle Metres

Year	Month	Last Year	This Year	Variance %
2024	April	16,188.9	15,475.5	-4.4 %
2024	May	19,268.4	16,802.2	-12.8 %
2024	June	19,388.9	14,638.5	-24.5 %
2024	July	13,604.6	15,033.3	10.5 %
2024	August	18,426.9	15,299.3	-17.0 %
2024	September	16,198.8	16,850.1	4.0 %
2024	October	15,800.5	14,813.7	-6.2 %
2024	November	15,986.7	15,478.0	-3.2 %
2024	December	12,177.9	12,682.3	4.1 %
2025	January	13,243.2	13,585.3	2.6 %
2025	February	15,595.6	14,627.8	-6.2 %
2025	March	16,319.6	15,801.7	-3.2 %
Total		192,199.9	181,087.5	-5.8 %



Kennacraig - Islay/C'say/Oban

Contractual Carrying Groups



This Month YoY

652

LY: 364 (+79.1%)

YoY

10,696

LY: 17,247 (-38%)



This Month YoY

245

LY: 149 (+64.4%)

YoY

3,835

LY: 6,192 (-38.1%)



This Month YoY

7.4

LY: 0.0

YoY

104.6

LY: 100.2 (+4.4%)



This Month YoY

758.5

LY: 534.4 (+41.9%)

YoY

7.5K

LY: 9.4K (-20.2%)

Passengers

Year	Month	Last Year	This Year	Variance %
2024	April	871	785	-9.9 %
2024	May	1,667	1,475	-11.5 %
2024	June	2,996	1,587	-47.0 %
2024	July	3,628	753	-79.2 %
2024	August	2,901	1,599	-44.9 %
2024	September	1,985	1,047	-47.3 %
2024	October	792	906	14.4 %
2024	November	587	589	0.3 %
2024	December	355	437	23.1 %
2025	January	427	398	-6.8 %
2025	February	675	468	-30.7 %
2025	March	364	652	79.1 %
Total		17,247	10,696	-38.0 %

Cars

Year	Month	Last Year	This Year	Variance %
2024	April	353	289	-18.1 %
2024	May	575	539	-6.2 %
2024	June	1,097	489	-55.4 %
2024	July	1,196	251	-79.0 %
2024	August	987	570	-42.2 %
2024	September	712	399	-44.0 %
2024	October	286	320	11.9 %
2024	November	261	238	-8.8 %
2024	December	140	164	17.1 %
2025	January	168	149	-11.3 %
2025	February	268	182	-32.1 %
2025	March	149	245	64.4 %
Total		6,192	3,835	-38.1 %

Coach Metres

Year	Month	Last Year	This Year	Variance %
2024	April	0.0	0.0	0.0 %
2024	May	0.0	7.4	0.0 %
2024	June	45.9	60.5	31.9 %
2024	July	19.0	0.0	-100.0 %
2024	August	0.0	0.0	0.0 %
2024	September	25.3	7.4	-70.8 %
2024	October	0.0	21.9	0.0 %
2024	November	0.0	0.0	0.0 %
2024	December	10.0	0.0	-100.0 %
2025	January	0.0	0.0	0.0 %
2025	February	0.0	0.0	0.0 %
2025	March	0.0	7.4	0.0 %
Total		100.2	104.6	4.4 %

Commercial Vehicle Metres

Year	Month	Last Year	This Year	Variance %
2024	April	809.2	825.3	2.0 %
2024	May	722.0	916.3	26.9 %
2024	June	1,148.6	713.2	-37.9 %
2024	July	774.6	484.8	-37.4 %
2024	August	1,003.5	606.7	-39.5 %
2024	September	1,034.7	615.1	-40.6 %
2024	October	775.3	667.5	-13.9 %
2024	November	712.0	641.6	-9.9 %
2024	December	553.7	374.4	-32.4 %
2025	January	505.6	398.2	-21.2 %
2025	February	849.0	519.9	-38.8 %
2025	March	534.4	758.5	41.9 %
Total		9,422.7	7,521.5	-20.2 %





Kennacraig - Islay

Contractual Carrying Groups



This Month YoY

11,630

LY: 12,752 (-8.8%)

YoY

198,091

LY: 208,371 (-4.9%)

This Month YoY

4,623

LY: 4,815 (-4%)

YoY

71,270

LY: 74,485 (-4.3%)

This Month YoY

111.0

LY: 46.9 (+136.7%)

YoY

2.6K

LY: 2.7K (-4.7%)

This Month YoY

15.0K

LY: 15.8K (-4.7%)

YoY

173.6K

LY: 182.8K (-5%)

Passengers				
Year	Month	Last Year	This Year	Variance %
2024	April	18,363	16,235	-11.6 %
2024	May	24,508	23,312	-4.9 %
2024	June	26,877	22,234	-17.3 %
2024	July	27,697	24,811	-10.4 %
2024	August	27,013	25,732	-4.7 %
2024	September	21,221	22,736	7.1 %
2024	October	15,921	16,325	2.5 %
2024	November	9,898	9,643	-2.6 %
2024	December	8,230	8,677	5.4 %
2025	January	7,383	7,825	6.0 %
2025	February	8,508	8,931	5.0 %
2025	March	12,752	11,630	-8.8 %
Total		208,371	198,091	-4.9 %

Cars				
Year	Month	Last Year	This Year	Variance %
2024	April	5,941	5,615	-5.5 %
2024	May	8,362	7,457	-10.8 %
2024	June	9,333	7,795	-16.5 %
2024	July	9,730	8,818	-9.4 %
2024	August	9,378	8,621	-8.1 %
2024	September	7,772	7,966	2.5 %
2024	October	5,277	5,873	11.3 %
2024	November	4,031	3,875	-3.9 %
2024	December	3,331	3,516	5.6 %
2025	January	3,156	3,384	7.2 %
2025	February	3,359	3,727	11.0 %
2025	March	4,815	4,623	-4.0 %
Total		74,485	71,270	-4.3 %

Coach Metres				
Year	Month	Last Year	This Year	Variance %
2024	April	296.8	307.5	3.6 %
2024	May	579.4	323.2	-44.2 %
2024	June	568.9	419.9	-26.2 %
2024	July	327.9	346.9	5.8 %
2024	August	336.3	301.3	-10.4 %
2024	September	310.9	496.7	59.8 %
2024	October	148.3	220.2	48.5 %
2024	November	6.6	0.0	-100.0 %
2024	December	13.4	28.2	110.4 %
2025	January	33.3	12.0	-64.0 %
2025	February	24.0	0.0	-100.0 %
2025	March	46.9	111.0	136.7 %
Total		2,692.8	2,566.9	-4.7 %

Commercial Vehicle Metres				
Year	Month	Last Year	This Year	Variance %
2024	April	15,379.7	14,650.2	-4.7 %
2024	May	18,546.4	15,885.9	-14.3 %
2024	June	18,240.2	13,925.3	-23.7 %
2024	July	12,829.9	14,548.5	13.4 %
2024	August	17,423.4	14,692.6	-15.7 %
2024	September	15,164.1	16,235.0	7.1 %
2024	October	15,025.2	14,146.2	-5.9 %
2024	November	15,274.7	14,836.4	-2.9 %
2024	December	11,624.2	12,307.9	5.9 %
2025	January	12,737.6	13,187.1	3.5 %
2025	February	14,746.6	14,107.9	-4.3 %
2025	March	15,785.2	15,043.2	-4.7 %
Total		182,777.2	173,566.0	-5.0 %



Cars



Kennacraig - Islay/C'say/Oban				
Year	Month	Last Year	This Year	Var %
2024	April	292	141	-51.7 %
2024	May	240	277	15.4 %
2024	June	198	332	67.7 %
2024	July	434	194	-55.3 %
2024	August	419	301	-28.2 %
2024	September	288	192	-33.3 %
2024	October	110	115	4.5 %
2024	November	72	83	15.3 %
2024	December	74	103	39.2 %
2025	January	27	49	81.5 %
2025	February	85	95	11.8 %
2025	March	63	150	138.1 %
Total		2,302	2,032	-11.7 %

Kennacraig - Islay				
Year	Month	Last Year	This Year	Var %
2024	April	5,203	4,556	-12.4 %
2024	May	5,195	5,882	13.2 %
2024	June	3,540	6,368	79.9 %
2024	July	6,261	7,099	13.4 %
2024	August	6,416	7,081	10.4 %
2024	September	5,939	6,496	9.4 %
2024	October	4,052	4,556	12.4 %
2024	November	3,096	2,985	-3.6 %
2024	December	2,634	2,882	9.4 %
2025	January	2,332	2,581	10.7 %
2025	February	2,640	2,894	9.6 %
2025	March	3,751	3,674	-2.1 %
Total		51,059	57,054	11.7 %



LGVs



Kennacraig - Islay/C'say/Oban				
Year	Month	Last Year	This Year	Var %
2024	April	41	22	-46.3 %
2024	May	27	33	22.2 %
2024	June	15	33	120.0 %
2024	July	43	17	-60.5 %
2024	August	38	24	-36.8 %
2024	September	18	18	0.0 %
2024	October	15	19	26.7 %
2024	November	11	16	45.5 %
2024	December	4	3	-25.0 %
2025	January	2	10	400.0 %
2025	February	6	13	116.7 %
2025	March	7	18	157.1 %
Total		227	226	-0.4 %

Kennacraig - Islay				
Year	Month	Last Year	This Year	Var %
2024	April	453	559	23.4 %
2024	May	509	542	6.5 %
2024	June	363	619	70.5 %
2024	July	503	798	58.6 %
2024	August	480	685	42.7 %
2024	September	480	662	37.9 %
2024	October	337	660	95.8 %
2024	November	427	665	55.7 %
2024	December	374	472	26.2 %
2025	January	404	582	44.1 %
2025	February	482	653	35.5 %
2025	March	700	717	2.4 %
Total		5,512	7,614	38.1 %



Motorhomes



Kennacraig - Islay/C'say/Oban				
Year	Month	Last Year	This Year	Var %
2024	April	10	13	30.0 %
2024	May	24	42	75.0 %
2024	June	5	22	340.0 %
2024	July	29	14	-51.7 %
2024	August	22	25	13.6 %
2024	September	23	21	-8.7 %
2024	October	6	5	-16.7 %
2024	November	3	1	-66.7 %
2024	December	0	4	0.0 %
2025	January	2	1	-50.0 %
2025	February	4	4	0.0 %
2025	March	3	2	-33.3 %
Total		131	154	17.6 %

Kennacraig - Islay				
Year	Month	Last Year	This Year	Var %
2024	April	216	238	10.2 %
2024	May	371	528	42.3 %
2024	June	200	438	119.0 %
2024	July	326	366	12.3 %
2024	August	406	410	1.0 %
2024	September	385	486	26.2 %
2024	October	107	196	83.2 %
2024	November	83	74	-10.8 %
2024	December	37	48	29.7 %
2025	January	28	44	57.1 %
2025	February	28	53	89.3 %
2025	March	153	117	-23.5 %
Total		2,340	2,998	28.1 %



Reliability & Punctuality



Reliability					
Route		Kennacraig - Islay		Kennacraig - Islay/C'say/Oban	
Year	Month	Contractual	Actual	Contractual	Actual
2024	April	91.0%	84.0%	81.8%	59.1%
	May	99.2%	93.9%	86.0%	62.0%
	June	100.0%	85.1%	100.0%	57.1%
	July	100.0%	80.7%	100.0%	57.9%
	August	95.5%	92.9%	89.8%	65.3%
	September	100.0%	93.7%	100.0%	65.9%
	October	94.3%	88.7%	100.0%	53.1%
	November	100.0%	95.4%	100.0%	80.0%
	December	100.0%	89.8%	100.0%	62.5%
2025	January	100.0%	94.2%	100.0%	75.0%
	February	98.6%	93.8%	100.0%	75.0%
	March	100.0%	100.0%	100.0%	93.8%

Punctuality					
Route		Kennacraig - Islay		Kennacraig - Islay/C'say/Oban	
Year	Month	Contractual	Actual	Contractual	Actual
2024	April	98.1%	66.0%	100.0%	73.1%
	May	98.8%	75.2%	100.0%	54.8%
	June	99.1%	92.0%	96.4%	67.9%
	July	99.5%	89.4%	100.0%	72.7%
	August	99.6%	95.6%	100.0%	87.5%
	September	99.6%	94.1%	100.0%	82.8%
	October	98.5%	91.2%	100.0%	70.6%
	November	99.3%	95.1%	100.0%	75.0%
	December	98.5%	90.2%	100.0%	70.0%
2025	January	95.9%	94.6%	100.0%	50.0%
	February	96.3%	82.2%	100.0%	50.0%
	March	99.4%	93.1%	86.7%	46.7%





Reliability & Punctuality Summary

Summary of Scheduled, Operated, Cancelled & Diverted Sailings by Route and Leg

Year	Month	Route	Leg	Operated Sailings	Scheduled Sailings	Additional Sailings	Cancelled Sailings	Diverted Sailings
2025	March	Kennacraig - Islay	Kennacraig-Port Askaig	56	55	1	0	0
2025	March	Kennacraig - Islay	Kennacraig-Port Ellen	25	25	0	0	0
2025	March	Kennacraig - Islay	Port Askaig-Kennacraig	56	55	1	0	0
2025	March	Kennacraig - Islay	Port Ellen-Kennacraig	25	25	0	0	0
2025	March	Kennacraig - Islay/C'say/Oban	Colonsay-Oban	1		1	0	0
2025	March	Kennacraig - Islay/C'say/Oban	Colonsay-Port Askaig	3	4	0	1	0
2025	March	Kennacraig - Islay/C'say/Oban	Kennacraig-Port Askaig	4	4	0	0	0
2025	March	Kennacraig - Islay/C'say/Oban	Port Askaig-Colonsay	4	4	0	0	0
2025	March	Kennacraig - Islay/C'say/Oban	Port Askaig-Kennacraig	4	4	0	0	0
Total				178	176	3	1	0

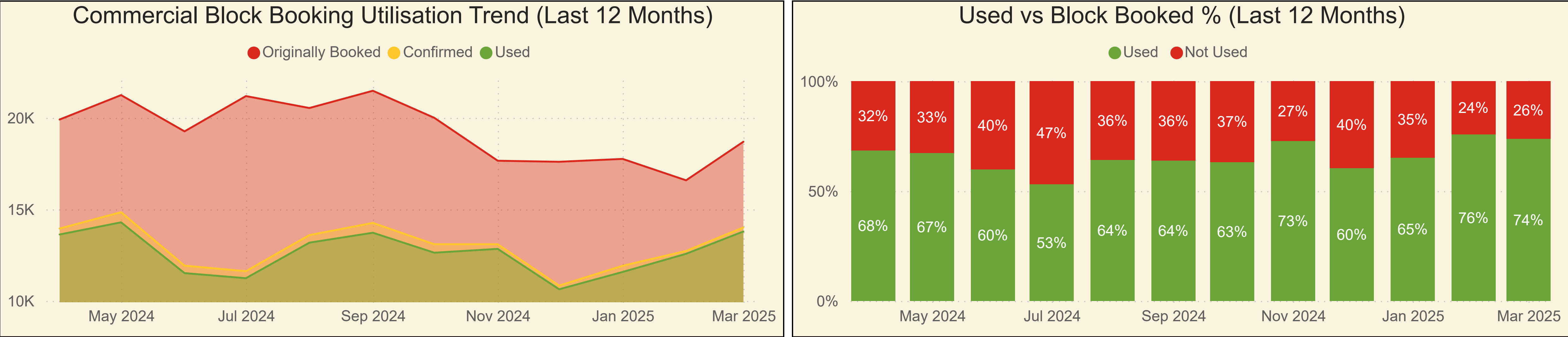
Summary of Cancellations, Lateness & Relief Events by Route and Leg

Year	Month	Route	Leg	Cancelled Sailings	Cancelled (Relief)	Cancelled (No Relief)	On Time	Level 1 Late	Level 1 (Relief)	Level 1 (No Relief)	Level 2 Late	Level 2 (Relief)	Level 2 (No Relief)
2025	March	Kennacraig - Islay	Kennacraig-Port Askaig	0	0	0	53	1	1	0	1	1	0
2025	March	Kennacraig - Islay	Kennacraig-Port Ellen	0	0	0	21	1	1	0	3	3	0
2025	March	Kennacraig - Islay	Port Askaig-Kennacraig	0	0	0	50	4	3	1	1	1	0
2025	March	Kennacraig - Islay	Port Ellen-Kennacraig	0	0	0	25	0	0	0	0	0	0
2025	March	Kennacraig - Islay/C'say/Oban	Colonsay-Oban	0	0	0	0	0	0	0	0	0	0
2025	March	Kennacraig - Islay/C'say/Oban	Colonsay-Port Askaig	1	1	0	1	0	0	0	2	1	1
2025	March	Kennacraig - Islay/C'say/Oban	Kennacraig-Port Askaig	0	0	0	4	0	0	0	0	0	0
2025	March	Kennacraig - Islay/C'say/Oban	Port Askaig-Colonsay	0	0	0	1	2	2	0	1	1	0
2025	March	Kennacraig - Islay/C'say/Oban	Port Askaig-Kennacraig	0	0	0	1	0	0	0	3	2	1
Total				1	1	0	156	8	7	1	11	9	2



Block Booked vs Utilised

Route Name	Month Year	Originally Booked	Booked 24hrs Prior	Confirmed	No Show	Used	Confirmed vs Block Booked	Used vs Confirmed	Used vs Block Booked
Kennacraig - Islay	Apr-2024	19,908	15,216	13,954	326	13,628	70%	98%	68%
Kennacraig - Islay	May-2024	21,241	16,523	14,845	554	14,291	70%	96%	67%
Kennacraig - Islay	Jun-2024	19,261	13,493	11,926	408	11,518	62%	97%	60%
Kennacraig - Islay	Jul-2024	21,188	13,721	11,622	383	11,239	55%	97%	53%
Kennacraig - Islay	Aug-2024	20,537	15,362	13,595	414	13,181	66%	97%	64%
Kennacraig - Islay	Sep-2024	21,479	15,712	14,260	536	13,724	66%	96%	64%
Kennacraig - Islay	Oct-2024	20,001	14,595	13,094	461	12,633	65%	96%	63%
Kennacraig - Islay	Nov-2024	17,656	13,629	13,093	253	12,840	74%	98%	73%
Kennacraig - Islay	Dec-2024	17,600	11,720	10,835	200	10,635	62%	98%	60%
Kennacraig - Islay	Jan-2025	17,756	12,622	11,918	337	11,581	67%	97%	65%
Kennacraig - Islay	Feb-2025	16,587	13,489	12,729	157	12,572	77%	99%	76%
Kennacraig - Islay	Mar-2025	18,695	14,947	14,011	220	13,791	75%	98%	74%
Total		231,908	171,028	155,883	4,248	151,635	67%	97%	65%



**Note:** This report shows block bookings made by block booking customers for any commercial vehicle over 6 metres in length or any LGV that consumes High Lane Metreage. It does not include any bookings on sailings that were cancelled by CalMac. High Lane Metreage refers to deck meterage for high vehicles such as Commercials or LGVs.