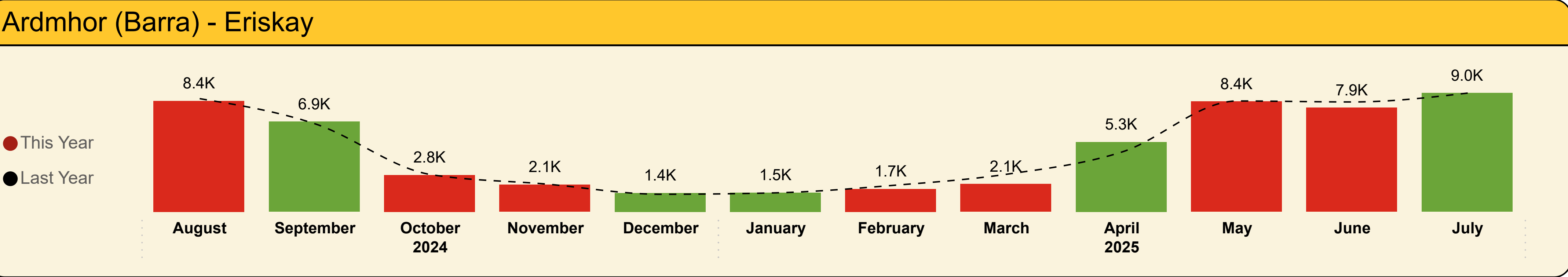


Shipped Passengers




This Month YoY

9,020
LY: 9,019 (+0.01%)

YoY

57,469
LY: 58,169 (-1.2%)

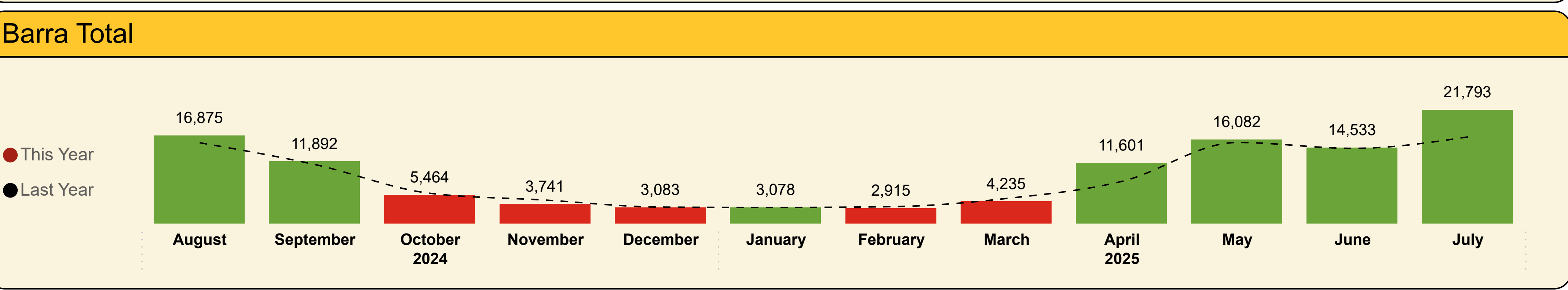


This Month YoY

12,773
LY: 7,555 (+69.07%)

YoY

57,823
LY: 47,505 (+21.7%)



This Month YoY

21,793
LY: 16,574 (+31.49%)

YoY

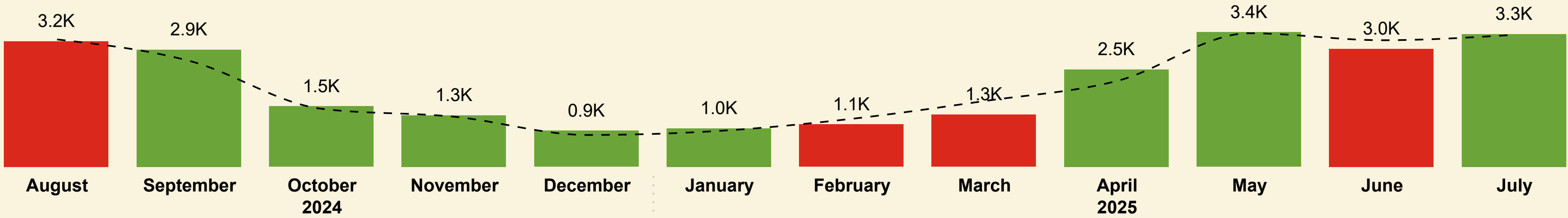
115,292
LY: 105,674 (+9.1%)



Shipped Cars

Ardmhor (Barra) - Eriskay

● This Year
● Last Year



This Month YoY

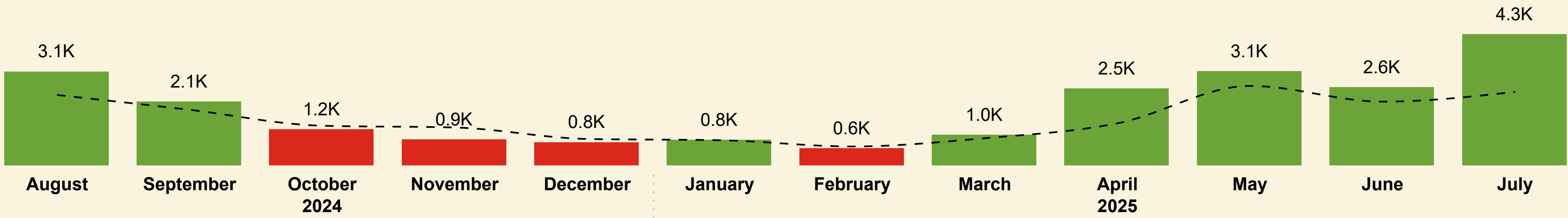
3,339
LY: 3,324 (+0.45%)

YoY

25,334
LY: 25,193 (+0.6%)

Oban - Castlebay/Lochboisdale

● This Year
● Last Year



This Month YoY

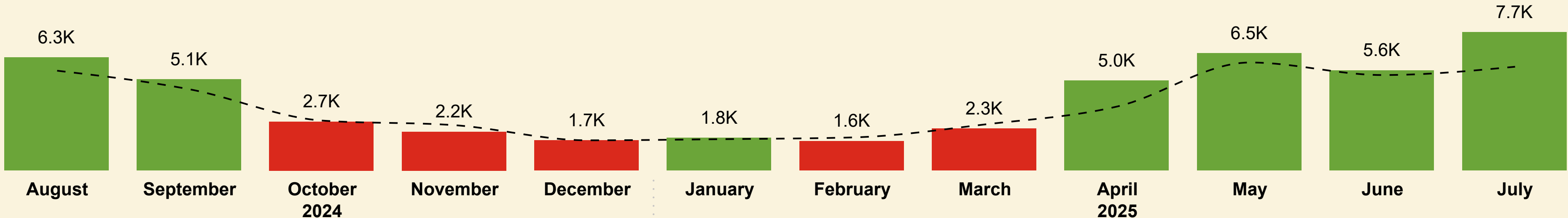
4,343
LY: 2,438 (+78.14%)

YoY

23,044
LY: 18,569 (+24.1%)

Barra Total

● This Year
● Last Year



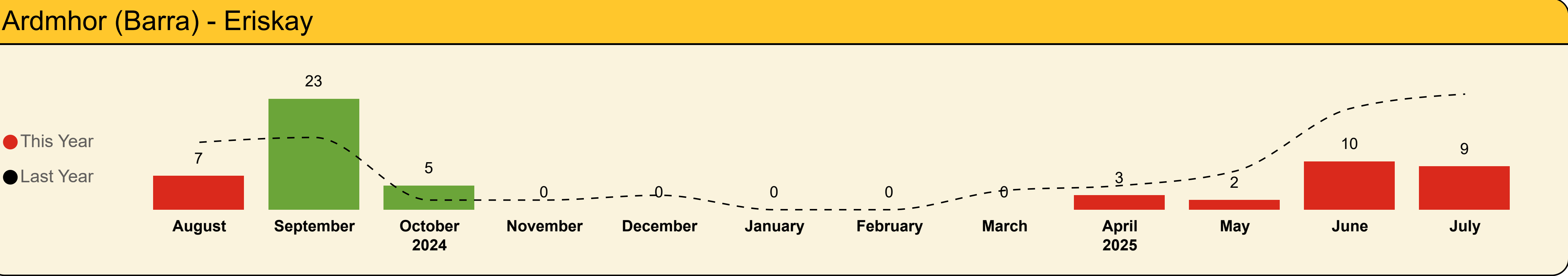
This Month YoY

7,682
LY: 5,762 (+33.32%)

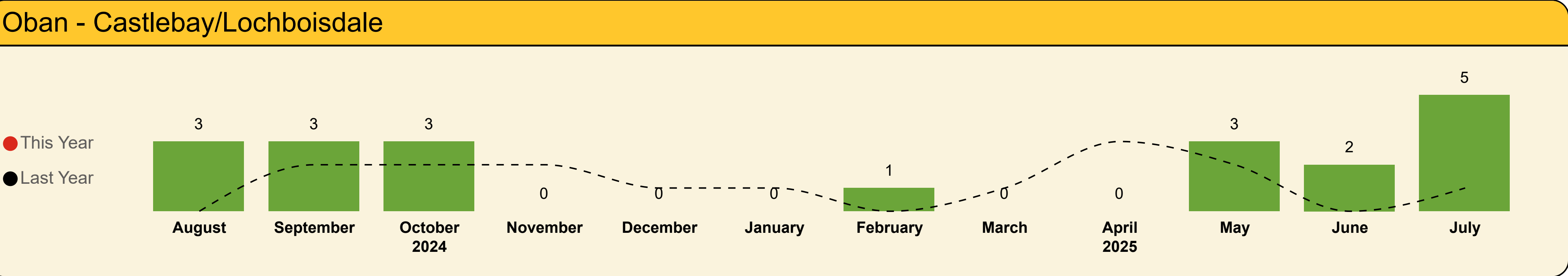
YoY

48,378
LY: 43,762 (+10.5%)


Shipped Coaches



This Month YoY
9 LY: 24 (-62.5%)
YoY
59 LY: 98 (-39.8%)



This Month YoY
5 LY: 1 (+400%)
YoY
20 LY: 15 (+33.3%)

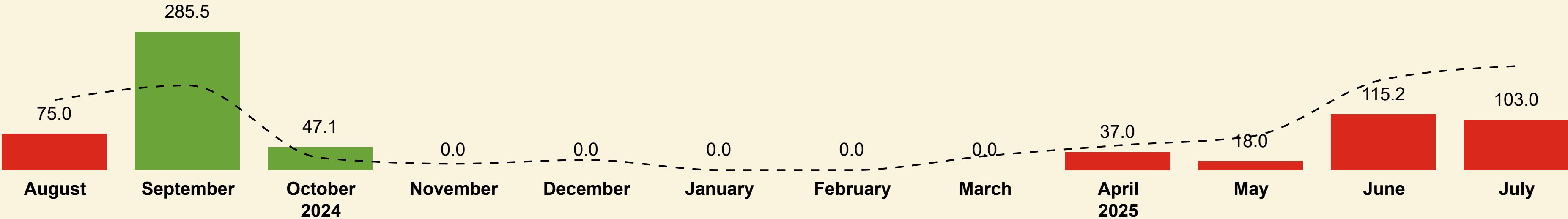


This Month YoY
14 LY: 25 (-44%)
YoY
79 LY: 113 (-30.1%)

Shipped Coach Metres

Ardmhor (Barra) - Eriskay

● This Year
● Last Year



This Month YoY

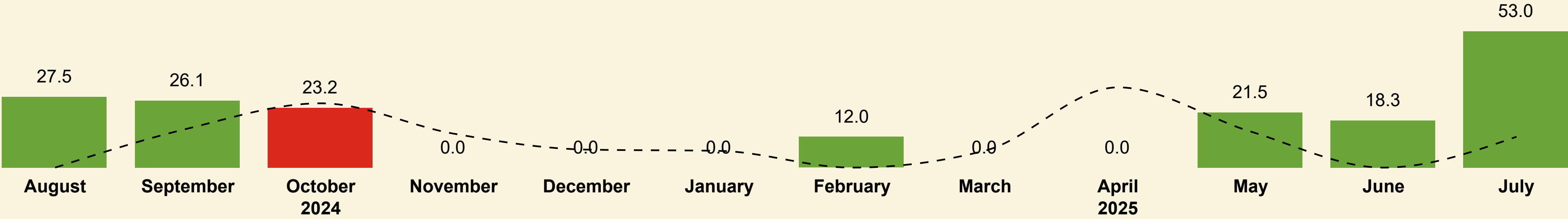
103.0
LY: 215.0 (-52.1%)

YoY

680.8
LY: 931.3 (-26.9%)

Oban - Castlebay/Lochboisdale

● This Year
● Last Year



This Month YoY

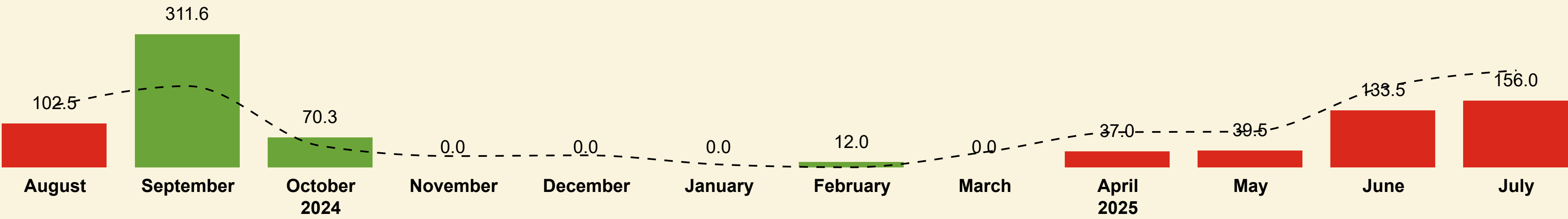
53.0
LY: 12.0 (+341.7%)

YoY

181.6
LY: 130.7 (+38.9%)

Barra Total

● This Year
● Last Year



This Month YoY

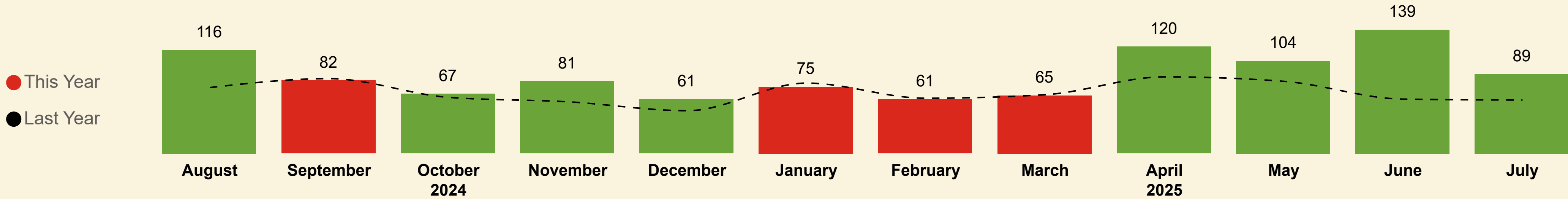
156.0
LY: 227.0 (-31.3%)

YoY

862.4
LY: 1.1K (-18.8%)

Shipped Commercial Vehicles

Ardmhor (Barra) - Eriskay



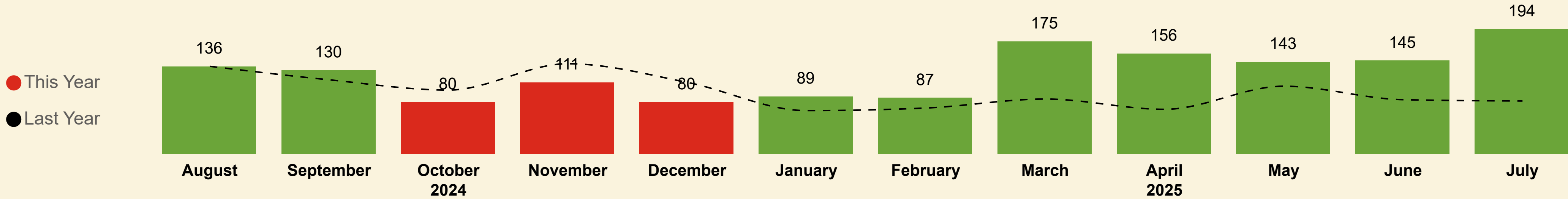
This Month YoY

89
LY: 60 (+48.3%)

YoY

1,060
LY: 822 (+29%)

Oban - Castlebay/Lochboisdale



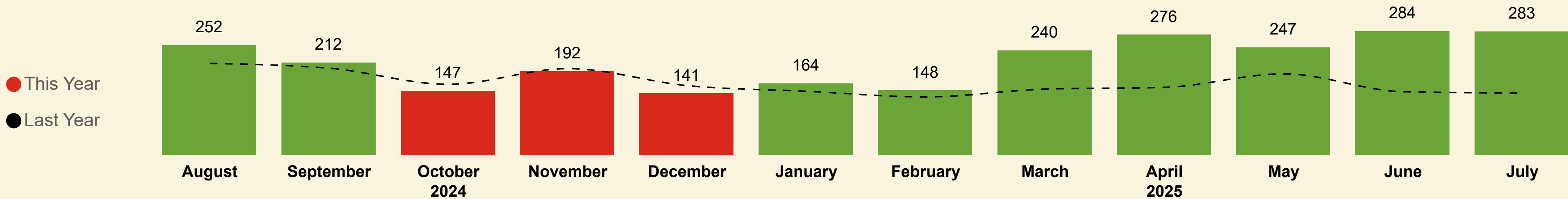
This Month YoY

194
LY: 82 (+136.6%)

YoY

1,526
LY: 1,164 (+31.1%)

Barra Total



This Month YoY

283
LY: 142 (+99.3%)

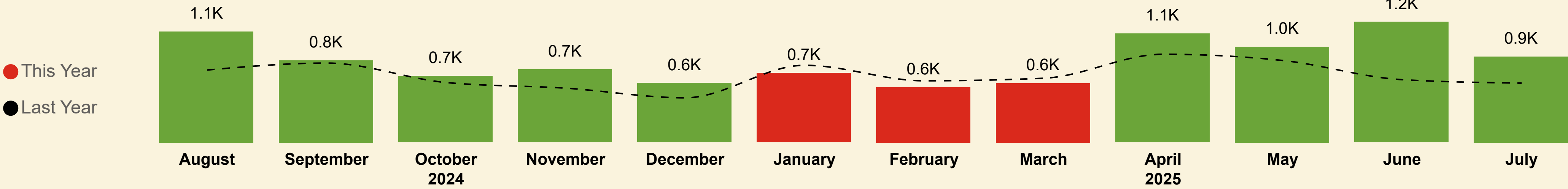
YoY

2,586
LY: 1,986 (+30.2%)



Shipped Commercial Vehicle Metres

Ardmhor (Barra) - Eriskay



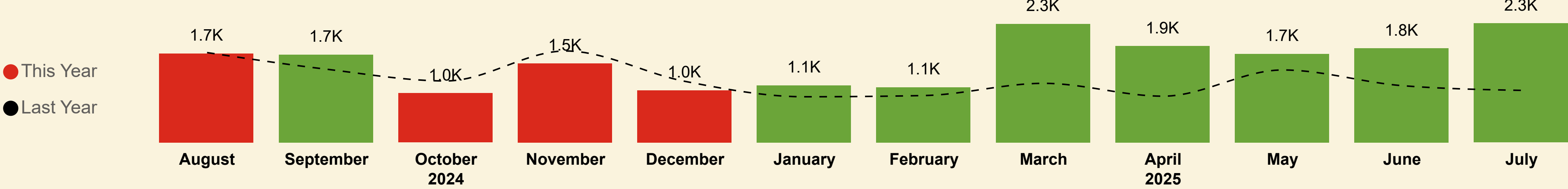
This Month YoY

874.7
LY: 604.5 (+44.7%)

YoY

10.1K
LY: 8.2K (+22.5%)

Oban - Castlebay/Lochboisdale



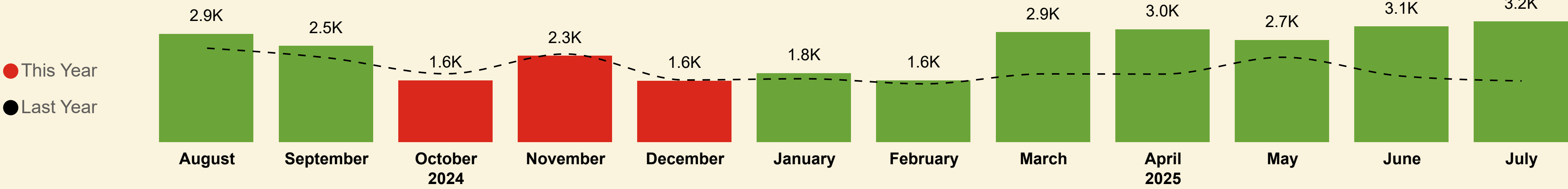
This Month YoY

2.3K
LY: 1.0K (+128.6%)

YoY

19.2K
LY: 14.7K (+30.4%)

Barra Total



This Month YoY

3.2K
LY: 1.6K (+97.2%)

YoY

29.2K
LY: 22.9K (+27.6%)

Barra Total

Contractual Carrying Groups



This Month YoY

21,793

LY: 16,574 (+31.5%)

YoY

115,292

LY: 105,674 (+9.1%)



This Month YoY

7,682

LY: 5,762 (+33.3%)

YoY

48,378

LY: 43,762 (+10.5%)



This Month YoY

156.0

LY: 227.0 (-31.3%)

YoY

862.4

LY: 1.1K (-18.8%)



This Month YoY

3.2K

LY: 1.6K (+97.2%)

YoY

29.2K

LY: 22.9K (+27.6%)

Passengers

Year	Month	Last Year	This Year	Variance %
2024	August	15,454	16,875	9.2 %
2024	September	11,278	11,892	5.4 %
2024	October	5,760	5,464	-5.1 %
2024	November	4,467	3,741	-16.3 %
2024	December	3,127	3,083	-1.4 %
2025	January	3,062	3,078	0.5 %
2025	February	3,209	2,915	-9.2 %
2025	March	4,784	4,235	-11.5 %
2025	April	8,068	11,601	43.8 %
2025	May	15,508	16,082	3.7 %
2025	June	14,383	14,533	1.0 %
2025	July	16,574	21,793	31.5 %
Total		105,674	115,292	9.1 %

Cars

Year	Month	Last Year	This Year	Variance %
2024	August	5,541	6,270	13.2 %
2024	September	4,508	5,061	12.3 %
2024	October	2,772	2,712	-2.2 %
2024	November	2,515	2,154	-14.4 %
2024	December	1,677	1,676	-0.1 %
2025	January	1,738	1,806	3.9 %
2025	February	1,836	1,631	-11.2 %
2025	March	2,558	2,322	-9.2 %
2025	April	3,557	4,995	40.4 %
2025	May	5,997	6,508	8.5 %
2025	June	5,301	5,561	4.9 %
2025	July	5,762	7,682	33.3 %
Total		43,762	48,378	10.5 %

Coach Metres

Year	Month	Last Year	This Year	Variance %
2024	August	145.1	102.5	-29.4 %
2024	September	190.2	311.6	63.8 %
2024	October	50.0	70.3	40.6 %
2024	November	26.2	0.0	-100.0 %
2024	December	28.0	0.0	-100.0 %
2025	January	6.5	0.0	-100.0 %
2025	February	0.0	12.0	0.0 %
2025	March	35.6	0.0	-100.0 %
2025	April	82.2	37.0	-55.0 %
2025	May	83.7	39.5	-52.8 %
2025	June	187.5	133.5	-28.8 %
2025	July	227.0	156.0	-31.3 %
Total		1,062.0	862.4	-18.8 %

Commercial Vehicle Metres

Year	Month	Last Year	This Year	Variance %
2024	August	2,484.4	2,859.6	15.1 %
2024	September	2,231.8	2,545.3	14.0 %
2024	October	1,806.2	1,634.8	-9.5 %
2024	November	2,330.5	2,282.3	-2.1 %
2024	December	1,641.7	1,619.8	-1.3 %
2025	January	1,674.4	1,819.8	8.7 %
2025	February	1,540.1	1,634.0	6.1 %
2025	March	1,803.1	2,907.6	61.3 %
2025	April	1,798.2	2,982.9	65.9 %
2025	May	2,243.6	2,697.3	20.2 %
2025	June	1,743.6	3,058.0	75.4 %
2025	July	1,616.9	3,189.1	97.2 %
Total		22,914.5	29,230.6	27.6 %

Ardmhor (Barra) - Eriskay

Contractual Carrying Groups



This Month YoY

9,020

LY: 9,019 (+0%)

YoY

57,469

LY: 58,169 (-1.2%)



This Month YoY

3,339

LY: 3,324 (+0.5%)

YoY

25,334

LY: 25,193 (+0.6%)



This Month YoY

103.0

LY: 215.0 (-52.1%)

YoY

680.8

LY: 931.3 (-26.9%)



This Month YoY

874.7

LY: 604.5 (+44.7%)

YoY

10.1K

LY: 8.2K (+22.5%)

Passengers

Year	Month	Last Year	This Year	Variance %
2024	August	8,594	8,424	-2.0 %
2024	September	6,685	6,853	2.5 %
2024	October	2,836	2,795	-1.4 %
2024	November	2,112	2,060	-2.5 %
2024	December	1,331	1,426	7.1 %
2025	January	1,441	1,462	1.5 %
2025	February	1,996	1,731	-13.3 %
2025	March	2,852	2,111	-26.0 %
2025	April	4,541	5,297	16.6 %
2025	May	8,418	8,380	-0.5 %
2025	June	8,344	7,910	-5.2 %
2025	July	9,019	9,020	0.0 %
Total		58,169	57,469	-1.2 %

Cars

Year	Month	Last Year	This Year	Variance %
2024	August	3,206	3,161	-1.4 %
2024	September	2,665	2,947	10.6 %
2024	October	1,458	1,522	4.4 %
2024	November	1,259	1,295	2.9 %
2024	December	801	909	13.5 %
2025	January	904	968	7.1 %
2025	February	1,209	1,066	-11.8 %
2025	March	1,656	1,314	-20.7 %
2025	April	2,162	2,452	13.4 %
2025	May	3,362	3,390	0.8 %
2025	June	3,187	2,971	-6.8 %
2025	July	3,324	3,339	0.5 %
Total		25,193	25,334	0.6 %

Coach Metres

Year	Month	Last Year	This Year	Variance %
2024	August	145.1	75.0	-48.3 %
2024	September	175.0	285.5	63.1 %
2024	October	25.0	47.1	88.4 %
2024	November	13.0	0.0	-100.0 %
2024	December	21.0	0.0	-100.0 %
2025	January	0.0	0.0	0.0 %
2025	February	0.0	0.0	0.0 %
2025	March	29.0	0.0	-100.0 %
2025	April	51.0	37.0	-27.5 %
2025	May	69.7	18.0	-74.2 %
2025	June	187.5	115.2	-38.6 %
2025	July	215.0	103.0	-52.1 %
Total		931.3	680.8	-26.9 %

Commercial Vehicle Metres

Year	Month	Last Year	This Year	Variance %
2024	August	737.7	1,130.2	53.2 %
2024	September	808.5	836.5	3.5 %
2024	October	610.5	676.6	10.8 %
2024	November	553.0	745.0	34.7 %
2024	December	454.5	606.5	33.4 %
2025	January	786.0	707.5	-10.0 %
2025	February	628.0	561.7	-10.6 %
2025	March	654.0	605.0	-7.5 %
2025	April	898.5	1,109.7	23.5 %
2025	May	835.0	976.3	16.9 %
2025	June	639.5	1,229.0	92.2 %
2025	July	604.5	874.7	44.7 %
Total		8,209.7	10,058.7	22.5 %

Oban - Castlebay/Lochboisdale

Contractual Carrying Groups



This Month YoY

12,773

LY: 7,555 (+69.1%)

YoY

57,823

LY: 47,505 (+21.7%)



This Month YoY

4,343

LY: 2,438 (+78.1%)

YoY

23,044

LY: 18,569 (+24.1%)



This Month YoY

53.0

LY: 12.0 (+341.7%)

YoY

181.6

LY: 130.7 (+38.9%)



This Month YoY

2.3K

LY: 1.0K (+128.6%)

YoY

19.2K

LY: 14.7K (+30.4%)

Passengers

Year	Month	Last Year	This Year	Variance %
2024	August	6,860	8,451	23.2 %
2024	September	4,593	5,039	9.7 %
2024	October	2,924	2,669	-8.7 %
2024	November	2,355	1,681	-28.6 %
2024	December	1,796	1,657	-7.7 %
2025	January	1,621	1,616	-0.3 %
2025	February	1,213	1,184	-2.4 %
2025	March	1,932	2,124	9.9 %
2025	April	3,527	6,304	78.7 %
2025	May	7,090	7,702	8.6 %
2025	June	6,039	6,623	9.7 %
2025	July	7,555	12,773	69.1 %
Total		47,505	57,823	21.7 %

Cars

Year	Month	Last Year	This Year	Variance %
2024	August	2,335	3,109	33.1 %
2024	September	1,843	2,114	14.7 %
2024	October	1,314	1,190	-9.4 %
2024	November	1,256	859	-31.6 %
2024	December	876	767	-12.4 %
2025	January	834	838	0.5 %
2025	February	627	565	-9.9 %
2025	March	902	1,008	11.8 %
2025	April	1,395	2,543	82.3 %
2025	May	2,635	3,118	18.3 %
2025	June	2,114	2,590	22.5 %
2025	July	2,438	4,343	78.1 %
Total		18,569	23,044	24.1 %

Coach Metres

Year	Month	Last Year	This Year	Variance %
2024	August	0.0	27.5	0.0 %
2024	September	15.2	26.1	71.7 %
2024	October	25.0	23.2	-7.2 %
2024	November	13.2	0.0	-100.0 %
2024	December	7.0	0.0	-100.0 %
2025	January	6.5	0.0	-100.0 %
2025	February	0.0	12.0	0.0 %
2025	March	6.6	0.0	-100.0 %
2025	April	31.2	0.0	-100.0 %
2025	May	14.0	21.5	53.6 %
2025	June	0.0	18.3	0.0 %
2025	July	12.0	53.0	341.7 %
Total		130.7	181.6	38.9 %

Commercial Vehicle Metres

Year	Month	Last Year	This Year	Variance %
2024	August	1,746.7	1,729.4	-1.0 %
2024	September	1,423.3	1,708.8	20.1 %
2024	October	1,195.7	958.2	-19.9 %
2024	November	1,777.5	1,537.3	-13.5 %
2024	December	1,187.2	1,013.3	-14.6 %
2025	January	888.4	1,112.3	25.2 %
2025	February	912.1	1,072.3	17.6 %
2025	March	1,149.1	2,302.6	100.4 %
2025	April	899.7	1,873.2	108.2 %
2025	May	1,408.6	1,721.0	22.2 %
2025	June	1,104.1	1,829.0	65.7 %
2025	July	1,012.4	2,314.4	128.6 %
Total		14,704.8	19,171.8	30.4 %




Cars



Ardmhor (Barra) - Eriskay				
Year	Month	Last Year	This Year	Var %
2024	August	1,290	1,939	50.3 %
2024	September	971	1,389	43.0 %
2024	October	586	822	40.3 %
2024	November	561	672	19.8 %
2024	December	355	360	1.4 %
2025	January	466	616	32.2 %
2025	February	527	700	32.8 %
2025	March	761	866	13.8 %
2025	April	1,158	1,536	32.6 %
2025	May	1,292	1,908	47.7 %
2025	June	1,528	1,869	22.3 %
2025	July	1,592	2,150	35.1 %
Total		11,087	14,827	33.7 %

Oban - Castlebay/Lochboisdale				
Year	Month	Last Year	This Year	Var %
2024	August	1,203	2,179	81.1 %
2024	September	1,088	1,410	29.6 %
2024	October	988	896	-9.3 %
2024	November	972	615	-36.7 %
2024	December	741	627	-15.4 %
2025	January	688	619	-10.0 %
2025	February	519	415	-20.0 %
2025	March	727	732	0.7 %
2025	April	1,223	1,855	51.7 %
2025	May	1,792	2,109	17.7 %
2025	June	1,664	1,819	9.3 %
2025	July	2,030	3,362	65.6 %
Total		13,635	16,638	22.0 %


LGVs



Ardmhor (Barra) - Eriskay					Oban - Castlebay/Lochboisdale				
Year	Month	Last Year	This Year	Var %	Year	Month	Last Year	This Year	Var %
2024	August	145	211	45.5 %	2024	August	129	144	11.6 %
2024	September	103	211	104.9 %	2024	September	117	183	56.4 %
2024	October	105	151	43.8 %	2024	October	129	126	-2.3 %
2024	November	165	158	-4.2 %	2024	November	151	135	-10.6 %
2024	December	119	99	-16.8 %	2024	December	86	98	14.0 %
2025	January	138	178	29.0 %	2025	January	79	123	55.7 %
2025	February	158	203	28.5 %	2025	February	88	81	-8.0 %
2025	March	218	248	13.8 %	2025	March	109	141	29.4 %
2025	April	203	279	37.4 %	2025	April	139	233	67.6 %
2025	May	165	228	38.2 %	2025	May	194	200	3.1 %
2025	June	167	234	40.1 %	2025	June	153	168	9.8 %
2025	July	185	266	43.8 %	2025	July	160	238	48.8 %
Total		1,871	2,466	31.8 %	Total		1,534	1,870	21.9 %



Motorhomes



Ardmhor (Barra) - Eriskay				
Year	Month	Last Year	This Year	Var %
2024	August	234	390	66.7 %
2024	September	256	416	62.5 %
2024	October	49	69	40.8 %
2024	November	13	18	38.5 %
2024	December	3	10	233.3 %
2025	January	13	4	-69.2 %
2025	February	8	11	37.5 %
2025	March	51	38	-25.5 %
2025	April	212	322	51.9 %
2025	May	513	775	51.1 %
2025	June	415	544	31.1 %
2025	July	358	470	31.3 %
Total		2,125	3,067	44.3 %

Oban - Castlebay/Lochboisdale				
Year	Month	Last Year	This Year	Var %
2024	August	236	449	90.3 %
2024	September	281	385	37.0 %
2024	October	64	80	25.0 %
2024	November	26	23	-11.5 %
2024	December	11	7	-36.4 %
2025	January	17	10	-41.2 %
2025	February	15	12	-20.0 %
2025	March	49	52	6.1 %
2025	April	245	418	70.6 %
2025	May	697	791	13.5 %
2025	June	459	529	15.3 %
2025	July	416	579	39.2 %
Total		2,516	3,335	32.6 %



Reliability & Punctuality



Reliability

Route		Ardmhor (Barra) - Eriskay		Oban - Castlebay/Lochboisdale	
Year	Month	Contractual	Actual	Contractual	Actual
2024	August	98.7%	94.7%	100.0%	96.8%
	September	98.7%	91.9%	100.0%	96.7%
	October	98.3%	81.0%	100.0%	80.4%
	November	100.0%	87.7%	56.4%	43.6%
	December	99.6%	77.1%	100.0%	84.1%
2025	January	98.5%	88.8%	100.0%	81.3%
	February	99.2%	75.8%	85.5%	47.4%
	March	89.8%	82.7%	100.0%	55.7%
	April	100.0%	99.3%	100.0%	98.9%
	May	100.0%	98.1%	96.7%	90.0%
	June	100.0%	95.2%	94.9%	92.3%
	July	100.0%	100.0%	100.0%	100.0%
Total		98.6%	89.7%	94.3%	80.6%



Punctuality

Route		Ardmhor (Barra) - Eriskay		Oban - Castlebay/Lochboisdale	
Year	Month	Contractual	Actual	Contractual	Actual
2024	August	100.0%	100.0%	96.7%	85.0%
	September	100.0%	100.0%	100.0%	93.1%
	October	100.0%	98.8%	100.0%	84.4%
	November	100.0%	98.8%	97.1%	97.1%
	December	99.5%	97.5%	94.6%	70.3%
2025	January	99.6%	98.3%	96.9%	75.4%
	February	100.0%	97.9%	88.9%	55.6%
	March	99.6%	97.4%	100.0%	55.1%
	April	99.7%	98.6%	95.6%	86.8%
	May	100.0%	100.0%	92.6%	86.4%
	June	100.0%	99.6%	97.2%	91.7%
	July	99.3%	97.7%	100.0%	83.3%
Total		99.8%	98.8%	96.8%	81.9%

Reliability & Punctuality Summary

Summary of Scheduled, Operated, Cancelled & Diverted Sailings by Route & Leg								
Year	Month	Route	Leg	Operated Sailings	Scheduled Sailings	Additional Sailings	Cancelled Sailings	Diverted Sailings
2025	July	Ardmhor (Barra) - Eriskay	Ardmhor-Eriskay	161	152	9	0	0
2025	July	Ardmhor (Barra) - Eriskay	Eriskay-Ardmhor	161	152	9	0	0
2025	July	Oban - Castlebay/Lochboisdale	Castlebay-Oban	31	31	0	0	0
2025	July	Oban - Castlebay/Lochboisdale	Lochboisdale-Oban	18	18	0	0	0
2025	July	Oban - Castlebay/Lochboisdale	Lochboisdale-Tiree	1	1	0	0	0
2025	July	Oban - Castlebay/Lochboisdale	Oban-Castlebay	31	31	0	0	0
2025	July	Oban - Castlebay/Lochboisdale	Oban-Lochboisdale	21	20	1	0	0
2025	July	Oban - Castlebay/Lochboisdale	Tiree-Oban	1	1	0	0	0
Total				425	406	19	0	0

Reliability & Punctuality Summary

Summary of Cancellations, Lateness & Relief Events
by Route & Leg

Year	Month	Route	Leg	Cancelled Sailings	Cancelled (Relief)	Cancelled (No Relief)	On Time	Level 1 Late	Level 1 (Relief)	Level 1 (No Relief)	Level 2 Late	Level 2 (Relief)	Level 2 (No Relief)
2025	July	Ardmhor (Barra) - Eriskay	Ardmhor-Eriskay	0	0	0	148	1	1	0	3	1	2
2025	July	Ardmhor (Barra) - Eriskay	Eriskay-Ardmhor	0	0	0	149	0	0	0	3	3	0
2025	July	Oban - Castlebay/Lochboisdale	Castlebay-Oban	0	0	0	30	0	0	0	1	1	0
2025	July	Oban - Castlebay/Lochboisdale	Lochboisdale-Oban	0	0	0	16	1	1	0	1	1	0
2025	July	Oban - Castlebay/Lochboisdale	Lochboisdale-Tiree	0	0	0	1	0	0	0	0	0	0
2025	July	Oban - Castlebay/Lochboisdale	Oban-Castlebay	0	0	0	21	10	10	0	0	0	0
2025	July	Oban - Castlebay/Lochboisdale	Oban-Lochboisdale	0	0	0	17	0	0	0	3	3	0
2025	July	Oban - Castlebay/Lochboisdale	Tiree-Oban	0	0	0	0	0	0	0	1	1	0
Total				0	0	0	382	12	12	0	12	10	2