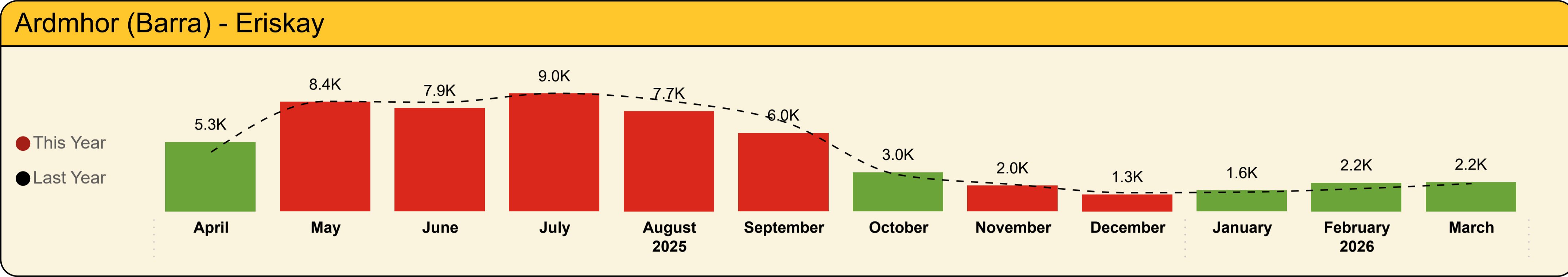


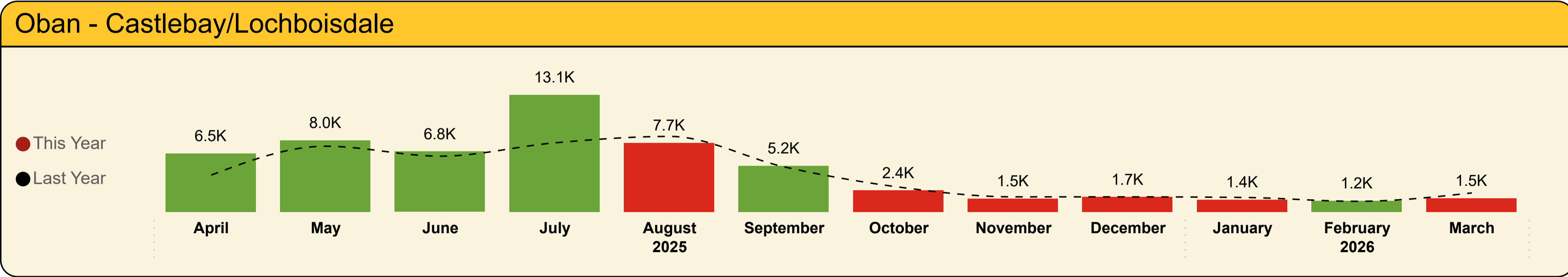


Shipped Passengers



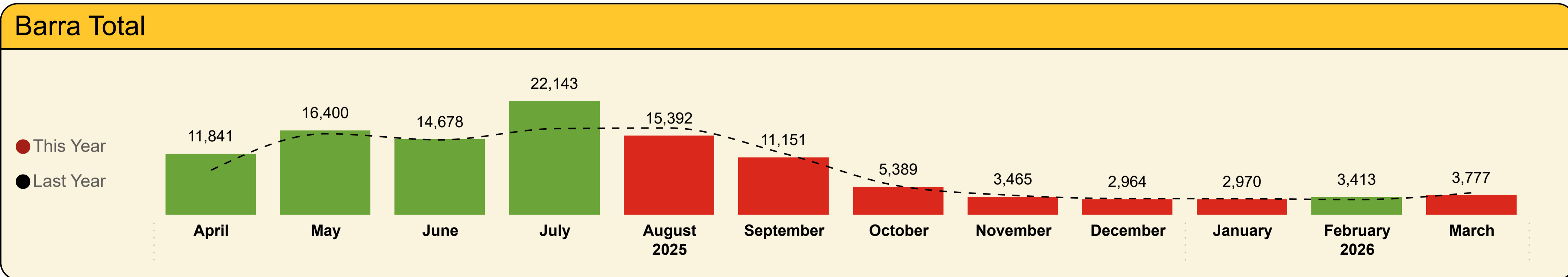
This Month YoY
2,242
LY: 2,126 (+5.46%)

YoY
56,551
LY: 57,246 (-1.2%)



This Month YoY
1,535
LY: 2,124 (-27.73%)

YoY
57,032
LY: 50,005 (+14.1%)

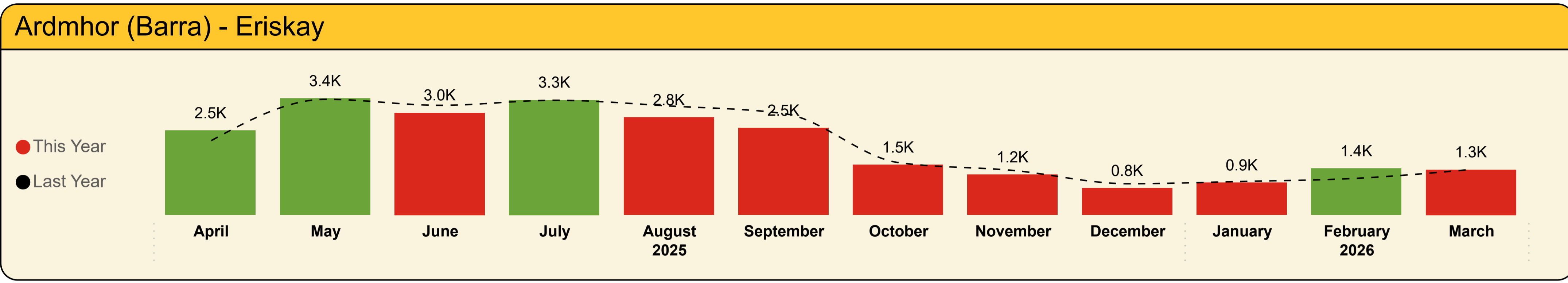


This Month YoY
3,777
LY: 4,250 (-11.13%)

YoY
113,583
LY: 107,251 (+5.9%)

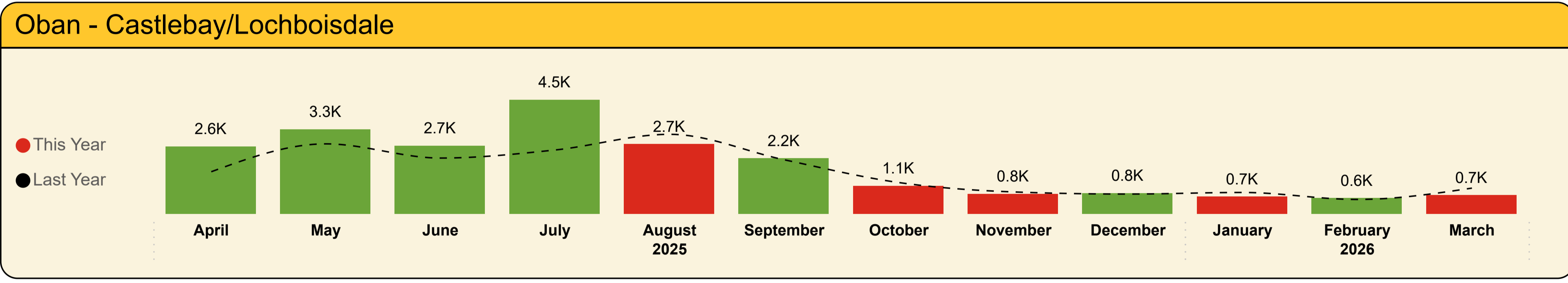


Shipped Cars



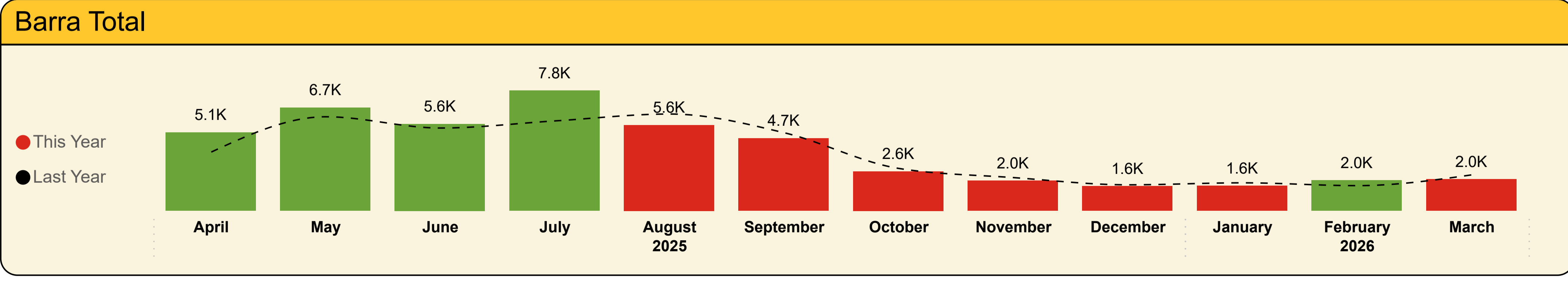
This Month YoY
1,315
LY: 1,325 (-0.75%)

YoY
24,546
LY: 25,254 (-2.8%)



This Month YoY
728
LY: 1,008 (-27.78%)

YoY
22,661
LY: 19,557 (+15.9%)

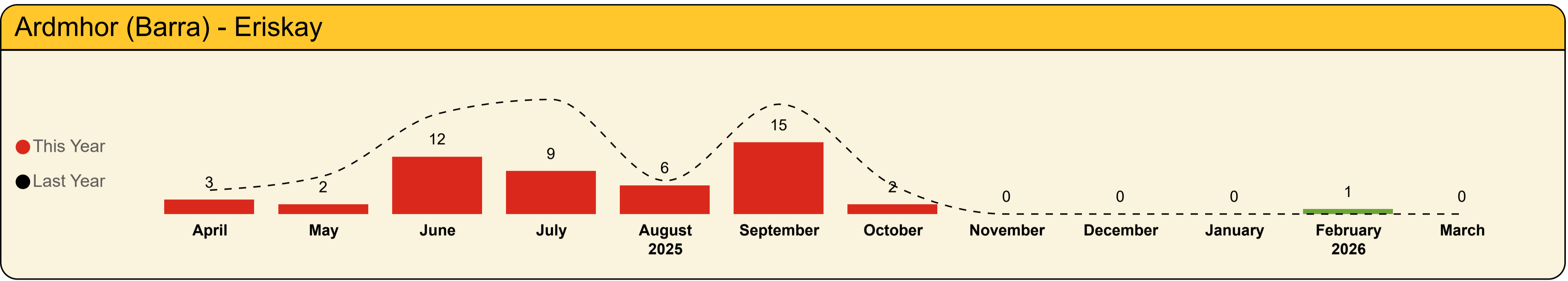


This Month YoY
2,043
LY: 2,333 (-12.43%)

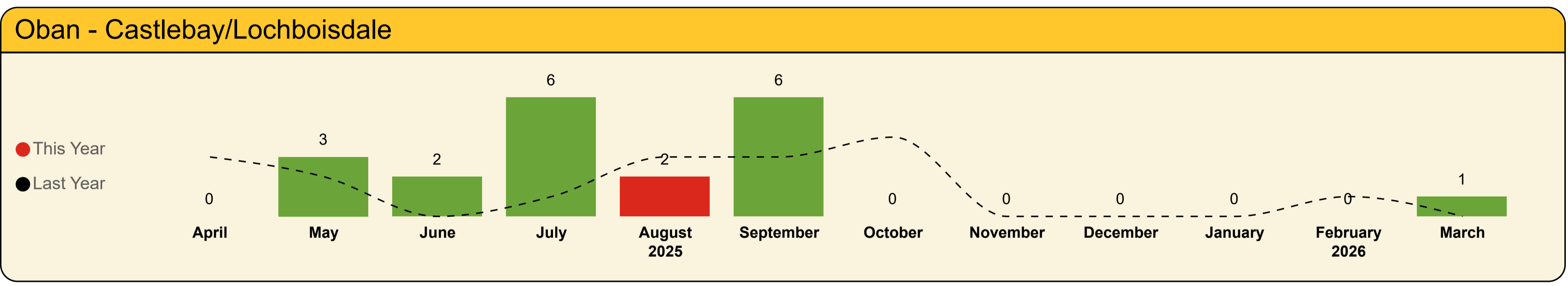
YoY
47,207
LY: 44,811 (+5.3%)



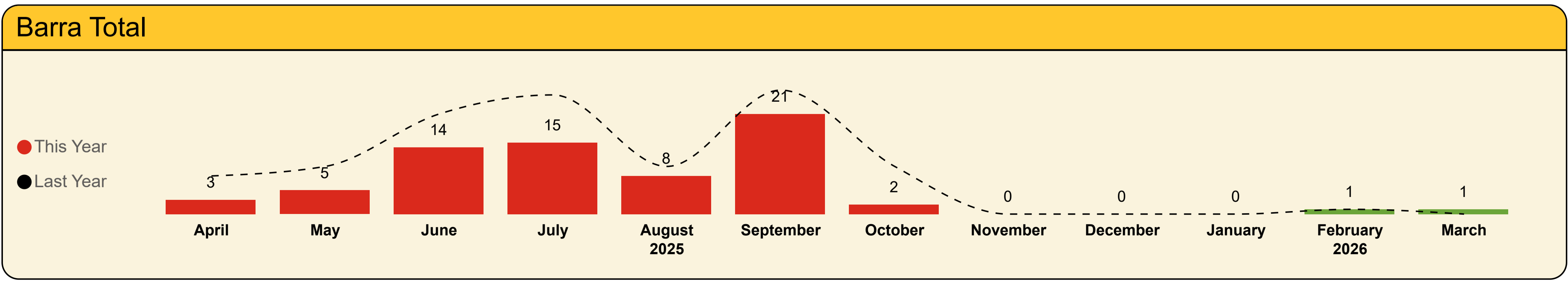
Shipped Coaches



This Month YoY
0 LY: 0
YoY
50 LY: 94 (-46.8%)



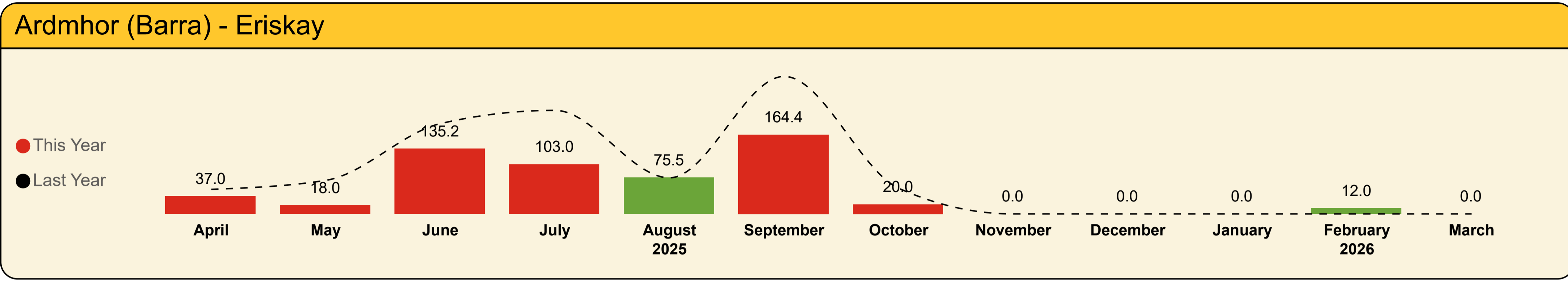
This Month YoY
1 LY: 0
YoY
20 LY: 17 (+17.6%)



This Month YoY
1 LY: 0
YoY
70 LY: 111 (-36.9%)

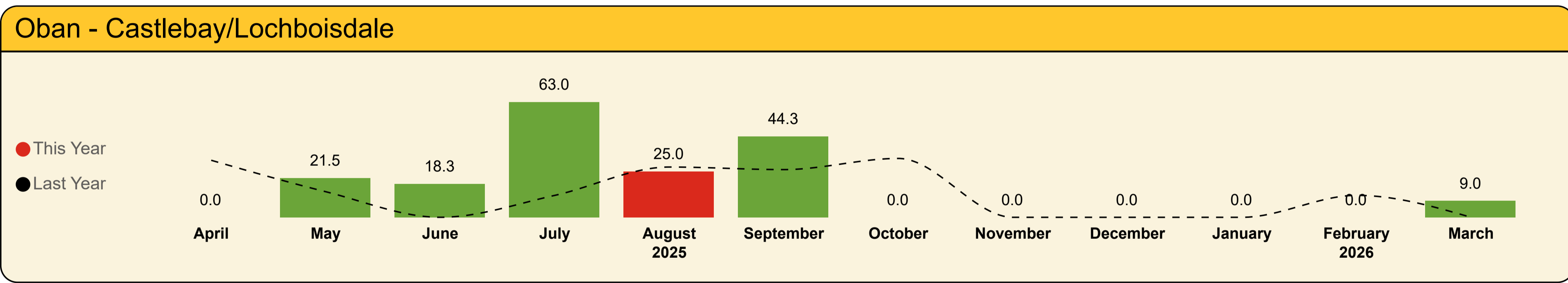


Shipped Coach Metres



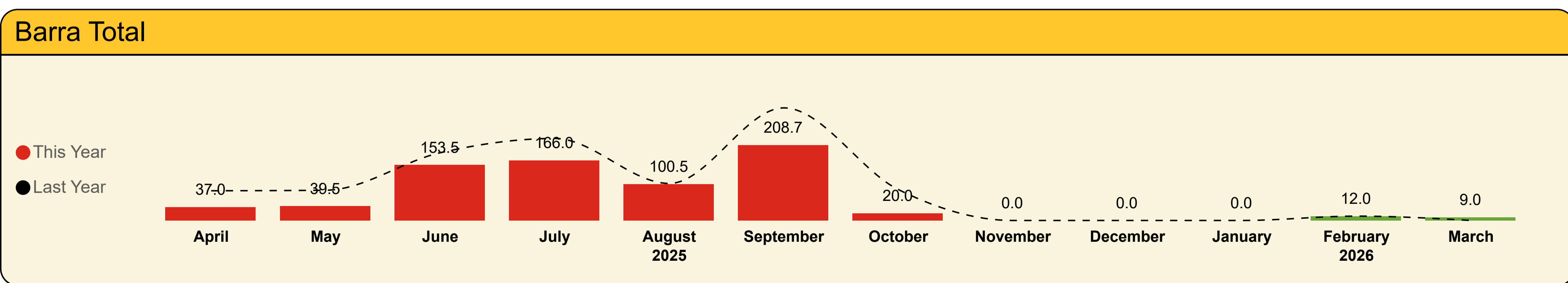
This Month YoY
0.0
LY: 0.0

YoY
565.1
LY: 937.0 (-39.7%)



This Month YoY
9.0
LY: 0.0

YoY
181.1
LY: 155.0 (+16.8%)

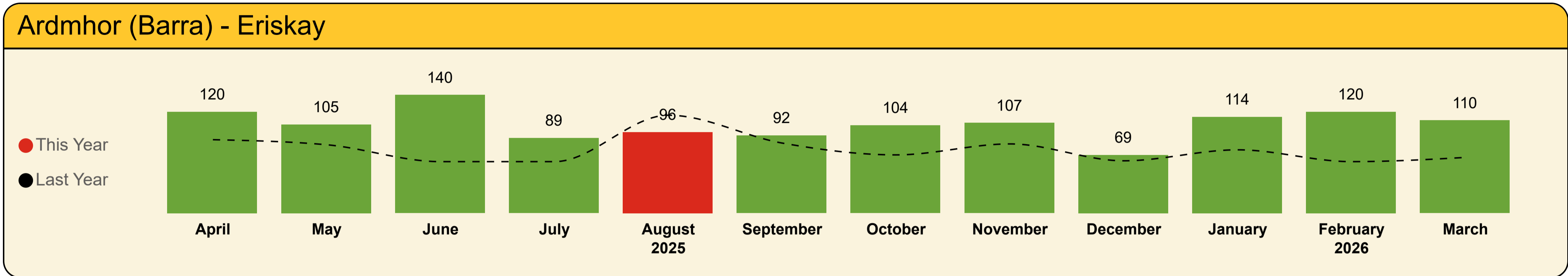


This Month YoY
9.0
LY: 0.0

YoY
746.2
LY: 1.1K (-31.7%)



Shipped Commercial Vehicles

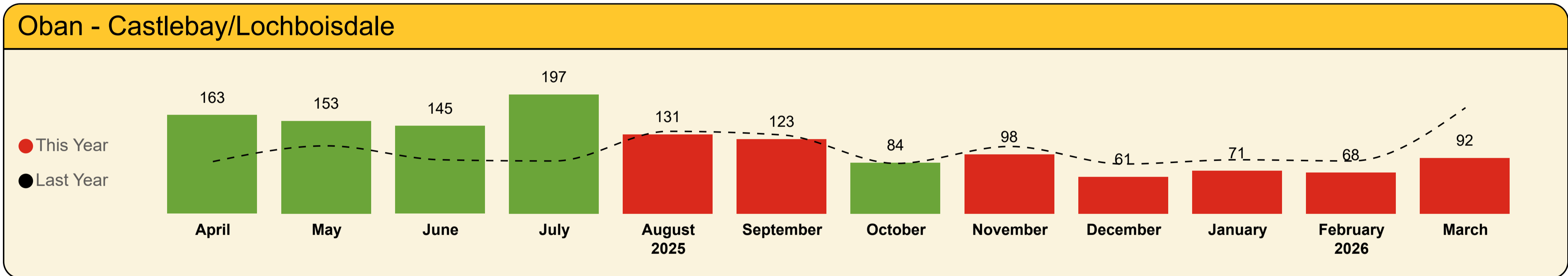


This Month YoY

110
LY: 66 (+66.7%)

YoY

1,266
LY: 904 (+40%)

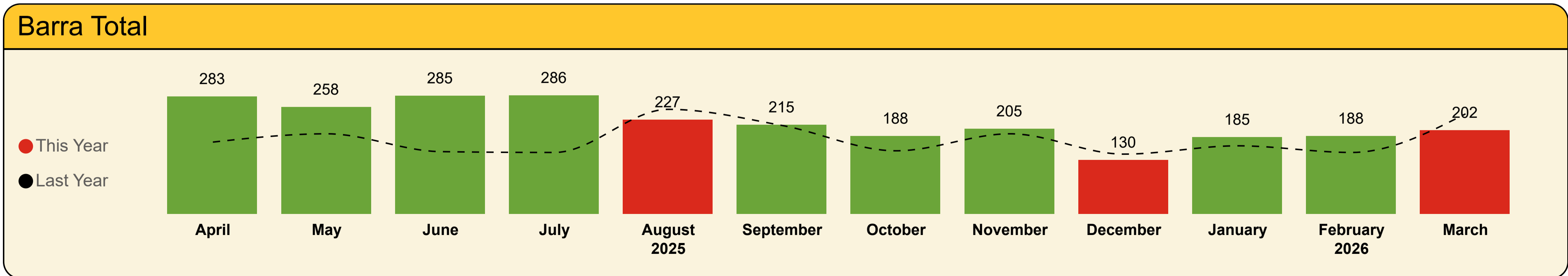


This Month YoY

92
LY: 175 (-47.4%)

YoY

1,386
LY: 1,267 (+9.4%)



This Month YoY

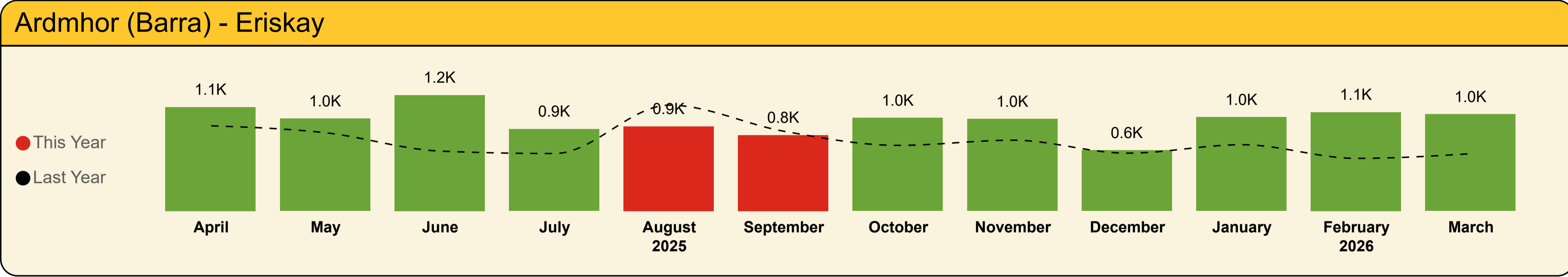
202
LY: 241 (-16.2%)

YoY

2,652
LY: 2,171 (+22.2%)

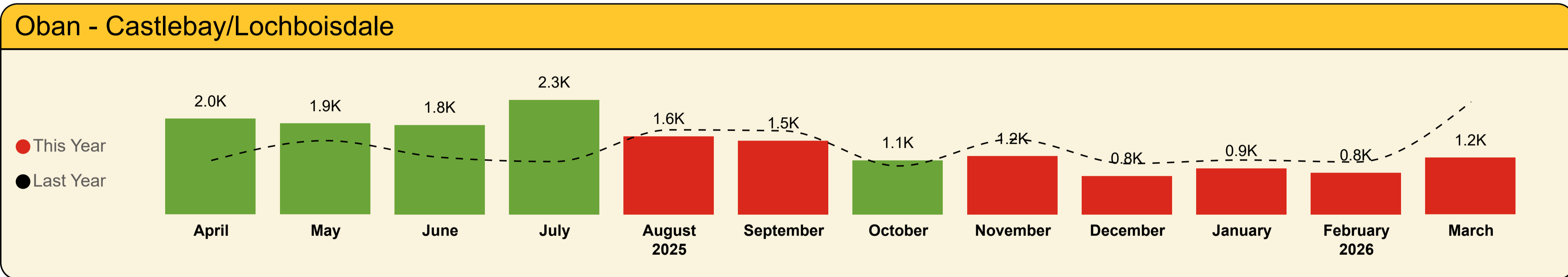


Shipped Commercial Vehicle Metres



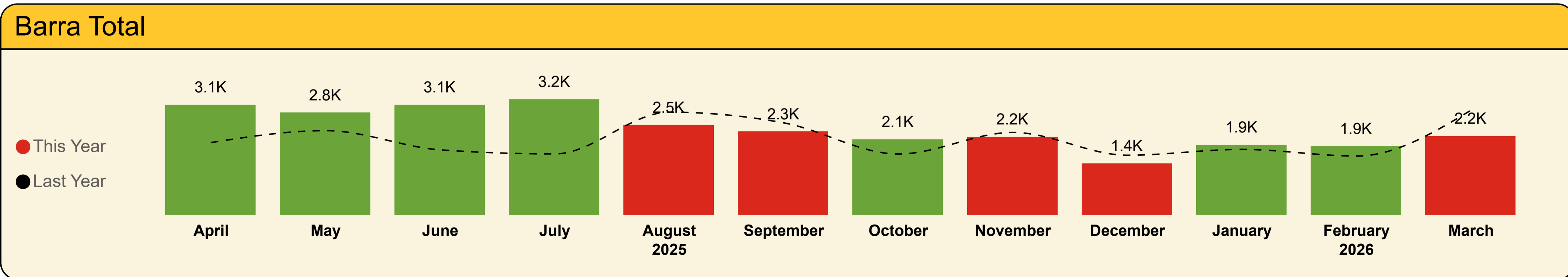
This Month YoY
1.0K
LY: 611.9 (+68.7%)

YoY
11.6K
LY: 8.9K (+30.2%)



This Month YoY
1.2K
LY: 2,302.6 (-49.6%)

YoY
17.1K
LY: 16.4K (+4.8%)



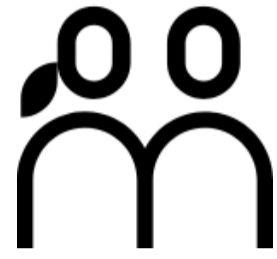
This Month YoY
2.2K
LY: 2,914.5 (-24.7%)

YoY
28.8K
LY: 25.3K (+13.8%)



Barra Total

Contractual Carrying Groups



This Month YoY	YoY
3,777	113,583
LY: 4,250 (-11.1%)	LY: 107,251 (+5.9%)

Passengers



This Month YoY	YoY
2,043	47,207
LY: 2,333 (-12.4%)	LY: 44,811 (+5.3%)

Cars



This Month YoY	YoY
9.0	746.2
LY: 0.0	LY: 1.1K (-31.7%)

Coach Metres



This Month YoY	YoY
2.2K	28.8K
LY: 2,914.5 (-24.7%)	LY: 25.3K (+13.8%)

Commercial Vehicle Metres

Year	Month	Last Year	This Year	Variance
2025	April	8,665	11,841	36.7%
2025	May	15,770	16,400	4.0%
2025	June	14,584	14,678	0.6%
2025	July	16,772	22,143	32.0%
2025	August	16,894	15,392	-8.9%
2025	September	11,892	11,151	-6.2%
2025	October	5,574	5,389	-3.3%
2025	November	3,741	3,465	-7.4%
2025	December	3,107	2,964	-4.6%
2026	January	3,086	2,970	-3.8%
2026	February	2,916	3,413	17.0%
2026	March	4,250	3,777	-11.1%
Total		107,251	113,583	5.9%

Year	Month	Last Year	This Year	Variance
2025	April	3,810	5,086	33.5%
2025	May	6,098	6,694	9.8%
2025	June	5,369	5,633	4.9%
2025	July	5,831	7,797	33.7%
2025	August	6,277	5,563	-11.4%
2025	September	5,061	4,703	-7.1%
2025	October	2,747	2,556	-7.0%
2025	November	2,154	1,951	-9.4%
2025	December	1,685	1,592	-5.5%
2026	January	1,814	1,617	-10.9%
2026	February	1,632	1,972	20.8%
2026	March	2,333	2,043	-12.4%
Total		44,811	47,207	5.3%

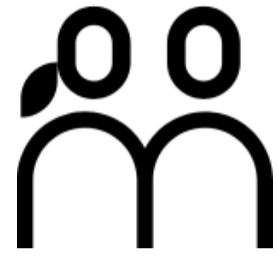
Year	Month	Last Year	This Year	Variance
2025	April	82.2	37.0	-55.0%
2025	May	83.7	39.5	-52.8%
2025	June	187.5	153.5	-18.1%
2025	July	227.0	166.0	-26.9%
2025	August	102.5	100.5	-2.0%
2025	September	311.6	208.7	-33.0%
2025	October	85.5	20.0	-76.6%
2025	November	0.0	0.0	0.0%
2025	December	0.0	0.0	0.0%
2026	January	0.0	0.0	0.0%
2026	February	12.0	12.0	0.0%
2026	March	0.0	9.0	0.0%
Total		1,092.0	746.2	-31.7%

Year	Month	Last Year	This Year	Variance
2025	April	2,012.0	3,067.9	52.5%
2025	May	2,343.6	2,846.8	21.5%
2025	June	1,807.6	3,066.3	69.6%
2025	July	1,694.4	3,218.1	89.9%
2025	August	2,859.6	2,501.1	-12.5%
2025	September	2,560.3	2,317.9	-9.5%
2025	October	1,691.8	2,098.0	24.0%
2025	November	2,293.3	2,174.6	-5.2%
2025	December	1,657.4	1,431.6	-13.6%
2026	January	1,819.8	1,947.1	7.0%
2026	February	1,634.0	1,904.6	16.6%
2026	March	2,914.5	2,193.5	-24.7%
Total		25,288.3	28,767.5	13.8%



Ardmhor (Barra) - Eriskay

Contractual Carrying Groups



This Month YoY	YoY
2,242	56,551
LY: 2,126 (+5.5%)	LY: 57,246 (-1.2%)

Passengers



This Month YoY	YoY
1,315	24,546
LY: 1,325 (-0.8%)	LY: 25,254 (-2.8%)

Cars



This Month YoY	YoY
0.0	565.1
LY: 0.0	LY: 937.0 (-39.7%)

Coach Metres



This Month YoY	YoY
1.0K	11.6K
LY: 611.9 (+68.7%)	LY: 8.9K (+30.2%)

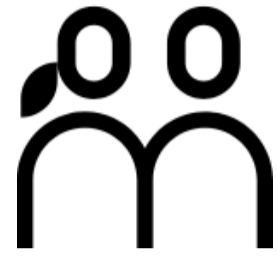
Commercial Vehicle Metres

Year	Month	Last Year	This Year	Variance
2025	April	4,541	5,302	16.8%
2025	May	8,418	8,380	-0.5%
2025	June	8,344	7,910	-5.2%
2025	July	9,036	9,020	-0.2%
2025	August	8,443	7,672	-9.1%
2025	September	6,853	5,992	-12.6%
2025	October	2,797	2,982	6.6%
2025	November	2,060	1,971	-4.3%
2025	December	1,426	1,290	-9.5%
2026	January	1,470	1,611	9.6%
2026	February	1,732	2,179	25.8%
2026	March	2,126	2,242	5.5%
Total		57,246	56,551	-1.2%

Year	Month	Last Year	This Year	Variance
2025	April	2,162	2,454	13.5%
2025	May	3,362	3,390	0.8%
2025	June	3,187	2,971	-6.8%
2025	July	3,334	3,339	0.1%
2025	August	3,168	2,837	-10.4%
2025	September	2,947	2,529	-14.2%
2025	October	1,522	1,460	-4.1%
2025	November	1,295	1,173	-9.4%
2025	December	909	782	-14.0%
2026	January	976	941	-3.6%
2026	February	1,067	1,355	27.0%
2026	March	1,325	1,315	-0.8%
Total		25,254	24,546	-2.8%

Year	Month	Last Year	This Year	Variance
2025	April	51.0	37.0	-27.5%
2025	May	69.7	18.0	-74.2%
2025	June	187.5	135.2	-27.9%
2025	July	215.0	103.0	-52.1%
2025	August	75.0	75.5	0.7%
2025	September	285.5	164.4	-42.4%
2025	October	53.3	20.0	-62.5%
2025	November	0.0	0.0	0.0%
2025	December	0.0	0.0	0.0%
2026	January	0.0	0.0	0.0%
2026	February	0.0	12.0	0.0%
2026	March	0.0	0.0	0.0%
Total		937.0	565.1	-39.7%

Year	Month	Last Year	This Year	Variance
2025	April	909.5	1,109.7	22.0%
2025	May	835.0	985.8	18.1%
2025	June	639.5	1,237.3	93.5%
2025	July	613.5	874.7	42.6%
2025	August	1,130.2	904.0	-20.0%
2025	September	851.5	809.8	-4.9%
2025	October	700.6	994.1	41.9%
2025	November	756.0	983.0	30.0%
2025	December	617.5	648.0	4.9%
2026	January	707.5	1,002.8	41.7%
2026	February	561.7	1,054.9	87.8%
2026	March	611.9	1,032.5	68.7%
Total		8,934.4	11,636.6	30.2%



This Month YoY

1,535

LY: 2,124 (-27.7%)

YoY

57,032

LY: 50,005 (+14.1%)

Passengers

Year	Month	Last Year	This Year	Variance
2025	April	4,124	6,539	58.6%
2025	May	7,352	8,020	9.1%
2025	June	6,240	6,768	8.5%
2025	July	7,736	13,123	69.6%
2025	August	8,451	7,720	-8.6%
2025	September	5,039	5,159	2.4%
2025	October	2,777	2,407	-13.3%
2025	November	1,681	1,494	-11.1%
2025	December	1,681	1,674	-0.4%
2026	January	1,616	1,359	-15.9%
2026	February	1,184	1,234	4.2%
2026	March	2,124	1,535	-27.7%
Total		50,005	57,032	14.1%



This Month YoY

728

LY: 1,008 (-27.8%)

YoY

22,661

LY: 19,557 (+15.9%)

Cars

Year	Month	Last Year	This Year	Variance
2025	April	1,648	2,632	59.7%
2025	May	2,736	3,304	20.8%
2025	June	2,182	2,662	22.0%
2025	July	2,497	4,458	78.5%
2025	August	3,109	2,726	-12.3%
2025	September	2,114	2,174	2.8%
2025	October	1,225	1,096	-10.5%
2025	November	859	778	-9.4%
2025	December	776	810	4.4%
2026	January	838	676	-19.3%
2026	February	565	617	9.2%
2026	March	1,008	728	-27.8%
Total		19,557	22,661	15.9%



This Month YoY

9.0

LY: 0.0

YoY

181.1

LY: 155.0 (+16.8%)

Coach Metres

Year	Month	Last Year	This Year	Variance
2025	April	31.2	0.0	-100.0%
2025	May	14.0	21.5	53.6%
2025	June	0.0	18.3	0.0%
2025	July	12.0	63.0	425.0%
2025	August	27.5	25.0	-9.1%
2025	September	26.1	44.3	69.7%
2025	October	32.2	0.0	-100.0%
2025	November	0.0	0.0	0.0%
2025	December	0.0	0.0	0.0%
2026	January	0.0	0.0	0.0%
2026	February	12.0	0.0	-100.0%
2026	March	0.0	9.0	0.0%
Total		155.0	181.1	16.8%



This Month YoY

1.2K

LY: 2,302.6 (-49.6%)

YoY

17.1K

LY: 16.4K (+4.8%)

Commercial Vehicle Metres

Year	Month	Last Year	This Year	Variance
2025	April	1,102.5	1,958.2	77.6%
2025	May	1,508.6	1,861.0	23.4%
2025	June	1,168.1	1,829.0	56.6%
2025	July	1,080.9	2,343.4	116.8%
2025	August	1,729.4	1,597.1	-7.7%
2025	September	1,708.8	1,508.1	-11.7%
2025	October	991.2	1,103.9	11.4%
2025	November	1,537.3	1,191.6	-22.5%
2025	December	1,039.9	783.6	-24.6%
2026	January	1,112.3	944.3	-15.1%
2026	February	1,072.3	849.7	-20.8%
2026	March	2,302.6	1,161.0	-49.6%
Total		16,353.9	17,130.9	4.8%



Cars



Ardmhor (Barra) - Eriskay

Year	Month	Last Year	This Year	Var %
2025	April	1,158	1,536	35.3%
2025	May	1,292	1,908	47.4%
2025	June	1,528	1,869	25.7%
2025	July	1,592	2,150	34.1%
2025	August	1,939	1,806	-1.9%
2025	September	1,389	1,410	2.0%
2025	October	822	1,021	31.7%
2025	November	672	878	34.8%
2025	December	360	521	45.4%
2026	January	616	679	16.6%
2026	February	700	902	42.2%
2026	March	866	903	9.9%
Total		12,934	15,583	24.1%

Oban - Castlebay/Lochboisdale

Year	Month	Last Year	This Year	Var %
2025	April	1,223	1,855	55.8%
2025	May	1,792	2,109	15.9%
2025	June	1,664	1,819	10.5%
2025	July	2,030	3,362	60.7%
2025	August	2,179	1,889	-9.8%
2025	September	1,410	1,491	4.2%
2025	October	896	822	-7.7%
2025	November	615	570	-8.1%
2025	December	627	658	5.6%
2026	January	619	552	-15.7%
2026	February	415	491	17.5%
2026	March	732	531	-30.6%
Total		14,202	16,149	13.4%



LGVs



Ardmhor (Barra) - Eriskay

Year	Month	Last Year	This Year	Var
2025	April	203	279	37.4%
2025	May	165	228	38.2%
2025	June	167	234	40.1%
2025	July	185	266	43.8%
2025	August	211	288	36.5%
2025	September	211	222	5.2%
2025	October	151	247	63.6%
2025	November	158	265	67.7%
2025	December	99	148	49.5%
2026	January	178	232	30.3%
2026	February	203	373	83.7%
2026	March	248	320	29.0%
Total		2,179	3,102	42.4%

Oban - Castlebay/Lochboisdale

Year	Month	Last Year	This Year	Var
2025	April	139	233	67.6%
2025	May	194	200	3.1%
2025	June	153	168	9.8%
2025	July	160	238	48.8%
2025	August	144	176	22.2%
2025	September	183	134	-26.8%
2025	October	126	107	-15.1%
2025	November	135	116	-14.1%
2025	December	98	110	12.2%
2026	January	123	81	-34.1%
2026	February	81	88	8.6%
2026	March	141	94	-33.3%
Total		1,677	1,745	4.1%



Motorhomes



Ardmhor (Barra) - Eriskay

Year	Month	Last Year	This Year	Var
2025	April	212	322	51.9%
2025	May	513	775	51.1%
2025	June	415	544	31.1%
2025	July	358	470	31.3%
2025	August	390	393	0.8%
2025	September	416	419	0.7%
2025	October	69	115	66.7%
2025	November	18	11	-38.9%
2025	December	10	9	-10.0%
2026	January	4	7	75.0%
2026	February	11	14	27.3%
2026	March	38	53	39.5%
Total		2,454	3,132	27.6%

Oban - Castlebay/Lochboisdale

Year	Month	Last Year	This Year	Var
2025	April	245	418	70.6%
2025	May	697	791	13.5%
2025	June	459	529	15.3%
2025	July	416	579	39.2%
2025	August	449	425	-5.3%
2025	September	385	428	11.2%
2025	October	80	96	20.0%
2025	November	23	19	-17.4%
2025	December	7	22	214.3%
2026	January	10	11	10.0%
2026	February	12	22	83.3%
2026	March	52	39	-25.0%
Total		2,835	3,379	19.2%



Caravans



Ardmhor (Barra) - Eriskay

Year	Month	Last Year	This Year	Var
2025	April	2	7	250.0%
2025	May	17	18	5.9%
2025	June	15	13	-13.3%
2025	July	17	17	0.0%
2025	August	12	16	33.3%
2025	September	7	9	28.6%
2025	October	0	0	0.0%
2025	November	1	0	-100.0%
2025	December	0	0	0.0%
2026	January	0	0	0.0%
2026	February	0	0	0.0%
2026	March	1	2	100.0%
Total		72	82	13.9%

Oban - Castlebay/Lochboisdale

Year	Month	Last Year	This Year	Var
2025	April	4	12	200.0%
2025	May	25	32	28.0%
2025	June	22	24	9.1%
2025	July	27	31	14.8%
2025	August	22	29	31.8%
2025	September	11	18	63.6%
2025	October	4	1	-75.0%
2025	November	9	7	-22.2%
2025	December	5	4	-20.0%
2026	January	3	1	-66.7%
2026	February	2	0	-100.0%
2026	March	10	3	-70.0%
Total		144	162	12.5%



Trailers



Ardmhor (Barra) - Eriskay

Year	Month	Last Year	This Year	Var
2025	April	29	31	6.9%
2025	May	21	26	23.8%
2025	June	16	19	18.8%
2025	July	32	31	-3.1%
2025	August	28	28	0.0%
2025	September	22	28	27.3%
2025	October	20	20	0.0%
2025	November	28	28	0.0%
2025	December	11	19	72.7%
2026	January	17	32	88.2%
2026	February	23	36	56.5%
2026	March	33	26	-21.2%
Total		280	324	15.7%

Oban - Castlebay/Lochboisdale

Year	Month	Last Year	This Year	Var
2025	April	33	45	36.4%
2025	May	23	35	52.2%
2025	June	24	22	-8.3%
2025	July	26	57	119.2%
2025	August	53	47	-11.3%
2025	September	19	25	31.6%
2025	October	24	19	-20.8%
2025	November	12	16	33.3%
2025	December	23	10	-56.5%
2026	January	20	13	-35.0%
2026	February	9	11	22.2%
2026	March	28	4	-85.7%
Total		294	304	3.4%



Motorbikes



Ardmhor (Barra) - Eriskay

Year	Month	Last Year	This Year	Var
2025	April	14	39	178.6%
2025	May	36	83	130.6%
2025	June	47	76	61.7%
2025	July	34	61	79.4%
2025	August	46	38	-17.4%
2025	September	38	33	-13.2%
2025	October	2	16	700.0%
2025	November	1	0	-100.0%
2025	December	0	0	0.0%
2026	January	0	0	0.0%
2026	February	1	3	200.0%
2026	March	0	7	0.0%
Total		219	356	62.6%

Oban - Castlebay/Lochboisdale

Year	Month	Last Year	This Year	Var
2025	April	20	34	70.0%
2025	May	76	95	25.0%
2025	June	40	72	80.0%
2025	July	42	84	100.0%
2025	August	37	37	0.0%
2025	September	47	46	-2.1%
2025	October	10	15	50.0%
2025	November	0	2	0.0%
2025	December	0	2	0.0%
2026	January	0	0	0.0%
2026	February	0	1	0.0%
2026	March	5	1	-80.0%
Total		277	389	40.4%



Bicycles



Ardmhor (Barra) - Eriskay

Year	Month	Bikes LY	Bikes TY	Var
2025	April	103	175	69.9%
2025	May	415	646	55.7%
2025	June	379	517	36.4%
2025	July	374	421	12.6%
2025	August	393	357	-9.2%
2025	September	253	232	-8.3%
2025	October	23	15	-34.8%
2025	November	2	0	-100.0%
2025	December	1	0	-100.0%
2026	January	0	0	0.0%
2026	February	1	3	200.0%
2026	March	11	4	-63.6%
Total		1,955	2,370	21.2%

Oban - Castlebay/Lochboisdale

Year	Month	Bikes LY	Bikes TY	Var
2025	April	163	235	44.2%
2025	May	656	651	-0.8%
2025	June	536	562	4.9%
2025	July	481	665	38.3%
2025	August	497	507	2.0%
2025	September	378	298	-21.2%
2025	October	43	27	-37.2%
2025	November	6	8	33.3%
2025	December	5	4	-20.0%
2026	January	3	9	200.0%
2026	February	2	1	-50.0%
2026	March	28	9	-67.9%
Total		2,798	2,976	6.4%




Reliability & Punctuality



Reliability

Year	Month	Ardmhor (Barra) - Eriskay	Oban - Castlebay/Lochboisdale
2025	April	99.3%	98.9%
	May	98.1%	90.0%
	June	95.2%	92.3%
	July	100.0%	100.0%
	August	88.3%	93.5%
	September	81.9%	90.0%
	October	88.6%	75.0%
	November	91.9%	69.0%
	December	71.6%	81.0%
	2026	January	82.8%
February		94.5%	78.3%
March		79.4%	37.8%
Total		89.5%	80.0%



Punctuality

Year	Month	Ardmhor (Barra) - Eriskay	Oban - Castlebay/Lochboisdale
2025	April	98.6%	86.8%
	May	100.0%	86.4%
	June	99.6%	91.7%
	July	97.7%	83.3%
	August	98.9%	82.8%
	September	100.0%	74.1%
	October	97.0%	78.6%
	November	99.2%	75.5%
	December	98.4%	72.3%
	2026	January	99.1%
February		100.0%	75.0%
March		96.0%	51.6%
Total		98.7%	80.5%



Reliability & Punctuality Summary

Summary of Scheduled, Operated, Cancelled, Late & Diverted Sailings
by Route & Leg

Year	Month	Route	Leg	Operated Sailings	Scheduled Sailings	Additional Sailings	Cancelled Sailings	Diverted Sailings	On Time	Late
2026	March	Ardmhor (Barra) - Eriskay	Ardmhor-Eriskay	130	143	17	30	0	108	5
2026	March	Ardmhor (Barra) - Eriskay	Eriskay-Ardmhor	131	143	17	29	0	110	4
2026	March	Oban - Castlebay/Lochboisdale	Castlebay-Lochboisdale	4	1	4	1	0	0	0
2026	March	Oban - Castlebay/Lochboisdale	Castlebay-Oban	14	22	4	12	0	5	5
2026	March	Oban - Castlebay/Lochboisdale	Lochboisdale-Castlebay	4	1	4	1	0	0	0
2026	March	Oban - Castlebay/Lochboisdale	Lochboisdale-Oban	7	18	2	13	0	4	1
2026	March	Oban - Castlebay/Lochboisdale	Oban-Castlebay	14	22	4	12	2	3	7
2026	March	Oban - Castlebay/Lochboisdale	Oban-Lochboisdale	6	18	0	12	3	4	2
Total				310	368	52	110	5	234	24

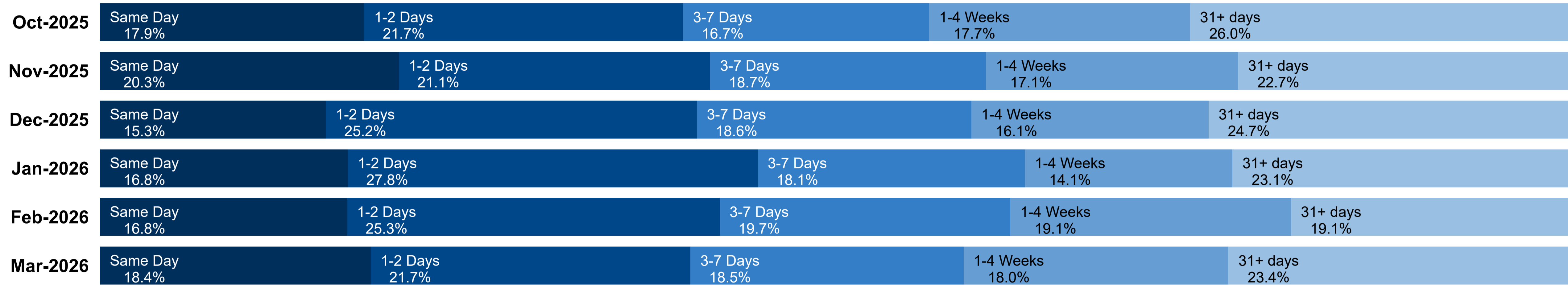
Monthly Performance Pack

Booking Lead Time by Month of Travel

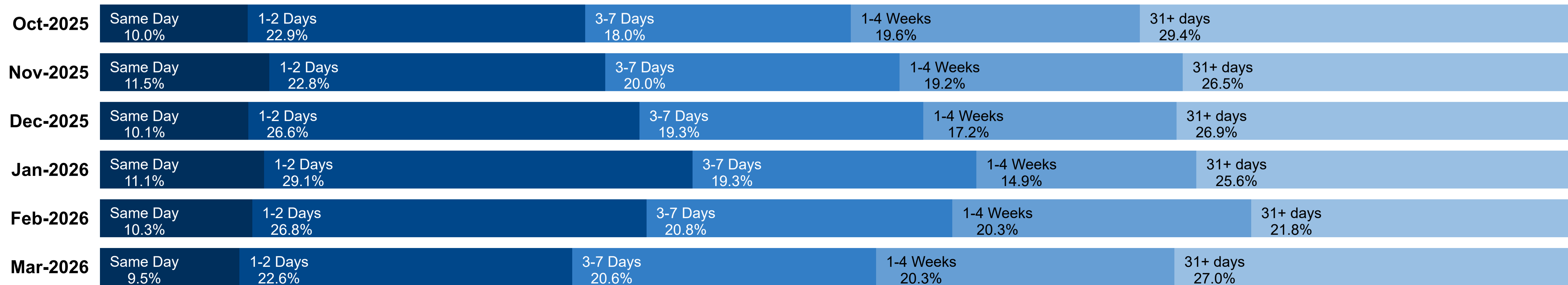


This visual shows how far in advance customers book their travel, grouped by the month in which they actually travel.

All Bookings



Bookings with Vehicles



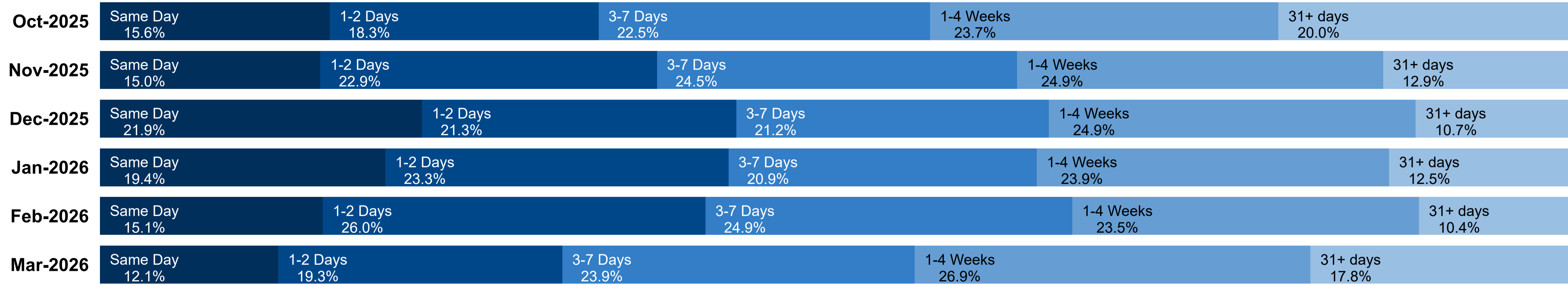
Monthly Performance Pack

Booking Lead Time by Month of Travel



This visual shows how far in advance customers book their travel, grouped by the month in which they actually travel.

All Bookings



Bookings with Vehicles

