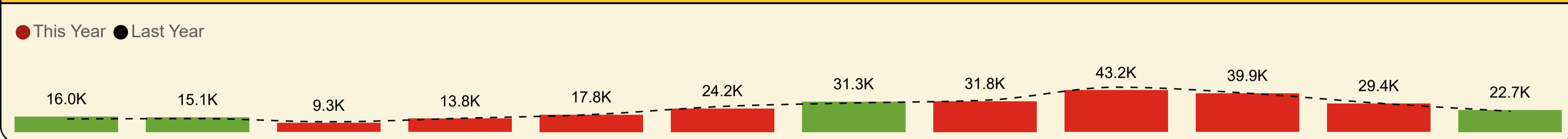




Shipped Traffic

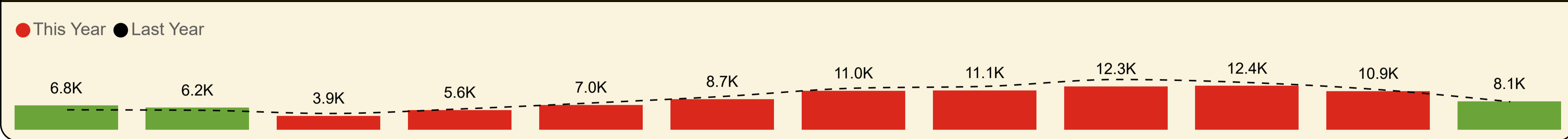
Ullapool - Stornoway  
Passengers



**This Month YoY**  
**22,724**  
LY: 21,376 (+6.31%)

**YoY**  
**294,572**  
LY: 296,467 (-0.6%)

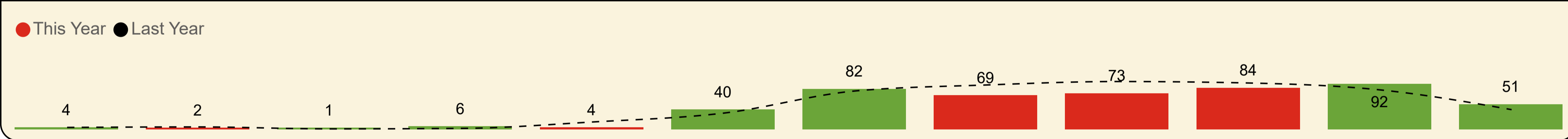
Ullapool - Stornoway  
Cars



**This Month YoY**  
**8,056**  
LY: 7,925 (+1.65%)

**YoY**  
**103,932**  
LY: 109,588 (-5.2%)

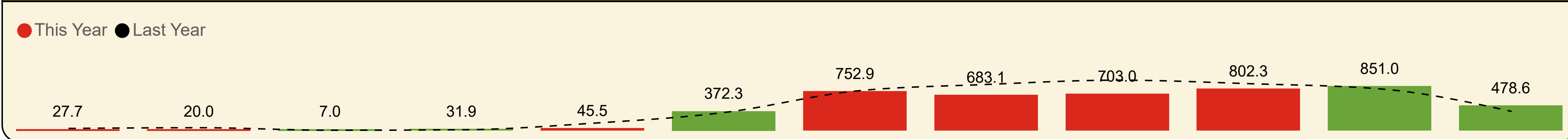
Ullapool - Stornoway  
Coaches



**This Month YoY**  
**51**  
LY: 40 (+27.5%)

**YoY**  
**508**  
LY: 539 (-5.7%)

Ullapool - Stornoway  
Coach Metres



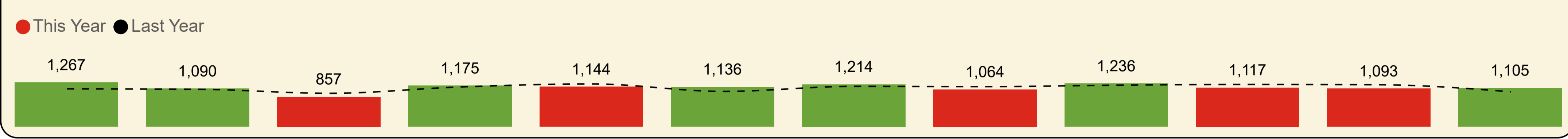
**This Month YoY**  
**478.6**  
LY: 367.9 (+30.1%)

**YoY**  
**4.8K**  
LY: 5.3K (-9.7%)



Shipped Traffic

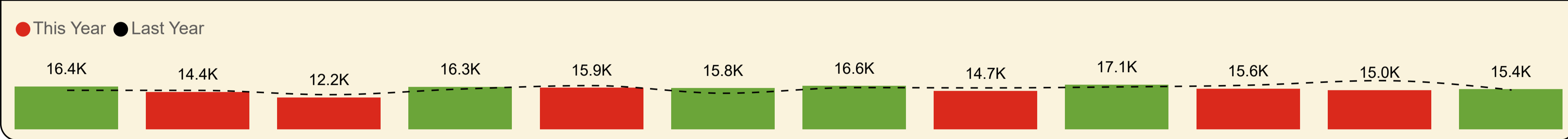
Ullapool - Stornoway  
Commercial Vehicles



**This Month YoY**  
**1,105**  
LY: 1,001 (+10.4%)

**YoY**  
**13,498**  
LY: 13,393 (+0.8%)

Ullapool - Stornoway  
Commercial Vehicle Metres



**This Month YoY**  
**15.4K**  
LY: 15.1K (+1.7%)

**YoY**  
**185.4K**  
LY: 188.4K (-1.6%)



### Contractual Carrying Groups



**This Month YoY**

**22,724**

LY: 21,376 (+6.3%)

**YoY**

**294,572**

LY: 296,467 (-0.6%)



**This Month YoY**

**8,056**

LY: 7,925 (+1.7%)

**YoY**

**103,932**

LY: 109,588 (-5.2%)



**This Month YoY**

**478.6**

LY: 367.9 (+30.1%)

**YoY**

**4.8K**

LY: 5.3K (-9.7%)



**This Month YoY**

**15.4K**

LY: 15.1K (+1.7%)

**YoY**

**185.4K**

LY: 188.4K (-1.6%)

#### Passengers

Year	MonthName	Last Year	This Year	Variance %
2023	November	13,437	15,957	18.8 %
2023	December	13,794	15,138	9.7 %
2024	January	10,496	9,334	-11.1 %
2024	February	14,107	13,792	-2.2 %
2024	March	18,013	17,815	-1.1 %
2024	April	26,423	24,223	-8.3 %
2024	May	29,960	31,327	4.6 %
2024	June	32,848	31,768	-3.3 %
2024	July	46,296	43,230	-6.6 %
2024	August	40,046	39,914	-0.3 %
2024	September	29,671	29,350	-1.1 %
2024	October	21,376	22,724	6.3 %
<b>Total</b>		<b>296,467</b>	<b>294,572</b>	<b>-0.6 %</b>

#### Cars

Year	Month	Last Year	This Year	Variance %
2023	November	5,632	6,828	21.2 %
2023	December	5,504	6,207	12.8 %
2024	January	4,590	3,888	-15.3 %
2024	February	5,879	5,554	-5.5 %
2024	March	7,577	7,003	-7.6 %
2024	April	9,428	8,659	-8.2 %
2024	May	11,772	11,026	-6.3 %
2024	June	12,295	11,119	-9.6 %
2024	July	14,244	12,269	-13.9 %
2024	August	13,383	12,413	-7.2 %
2024	September	11,359	10,910	-4.0 %
2024	October	7,925	8,056	1.7 %
<b>Total</b>		<b>109,588</b>	<b>103,932</b>	<b>-5.2 %</b>

#### Coach Metres

Year	Month	Last Year	This Year	Variance %
2023	November	41.5	27.7	-33.3 %
2023	December	55.0	20.0	-63.6 %
2024	January	7.0	7.0	0.0 %
2024	February	16.0	31.9	99.4 %
2024	March	142.0	45.5	-68.0 %
2024	April	348.0	372.3	7.0 %
2024	May	759.1	752.9	-0.8 %
2024	June	885.2	683.1	-22.8 %
2024	July	967.1	703.0	-27.3 %
2024	August	900.1	802.3	-10.9 %
2024	September	799.5	851.0	6.4 %
2024	October	367.9	478.6	30.1 %
<b>Total</b>		<b>5,288.3</b>	<b>4,775.3</b>	<b>-9.7 %</b>

#### Commercial Vehicle Metres


Year	Month	Last Year	This Year	Variance %
2023	November	14,988.5	16,444.0	9.7 %
2023	December	14,962.0	14,351.5	-4.1 %
2024	January	13,303.0	12,246.7	-7.9 %
2024	February	15,475.0	16,266.7	5.1 %
2024	March	16,801.5	15,925.2	-5.2 %
2024	April	13,858.5	15,790.9	13.9 %
2024	May	16,037.7	16,635.6	3.7 %
2024	June	15,918.4	14,687.4	-7.7 %
2024	July	16,288.4	17,113.8	5.1 %
2024	August	16,953.3	15,568.2	-8.2 %
2024	September	18,715.2	15,016.0	-19.8 %
2024	October	15,126.0	15,382.0	1.7 %
<b>Total</b>		<b>188,427.3</b>	<b>185,427.9</b>	<b>-1.6 %</b>



Scanned tickets



Ullapool - Stornoway				
Year	Month	Last Year	This Year	Var %
2023	November	4,611	5,737	24.4 %
2023	December	4,649	5,496	18.2 %
2024	January	3,747	3,323	-11.3 %
2024	February	4,848	4,620	-4.7 %
2024	March	6,260	6,014	-3.9 %
2024	April	7,947	7,512	-5.5 %
2024	May	8,835	9,447	6.9 %
2024	June	8,774	9,615	9.6 %
2024	July	11,776	11,104	-5.7 %
2024	August	11,371	10,924	-3.9 %
2024	September	9,506	9,087	-4.4 %
2024	October	6,790	6,976	2.7 %
<b>Total</b>		<b>89,114</b>	<b>89,855</b>	<b>0.8 %</b>



Ullapool - Stornoway				
Year	Month	Last Year	This Year	Var %
2023	November	867	882	1.7 %
2023	December	727	651	-10.5 %
2024	January	726	462	-36.4 %
2024	February	871	754	-13.4 %
2024	March	1,032	818	-20.7 %
2024	April	943	753	-20.1 %
2024	May	1,088	777	-28.6 %
2024	June	757	758	0.1 %
2024	July	827	634	-23.3 %
2024	August	854	684	-19.9 %
2024	September	862	822	-4.6 %
2024	October	691	691	0.0 %
<b>Total</b>		<b>10,245</b>	<b>8,686</b>	<b>-15.2 %</b>



Ullapool - Stornoway				
Year	Month	Last Year	This Year	Var %
2023	November	66	157	137.9 %
2023	December	60	109	81.7 %
2024	January	59	71	20.3 %
2024	February	79	98	24.1 %
2024	March	168	226	34.5 %
2024	April	442	507	14.7 %
2024	May	883	1,141	29.2 %
2024	June	872	992	13.8 %
2024	July	863	877	1.6 %
2024	August	978	902	-7.8 %
2024	September	1,072	1,010	-5.8 %
2024	October	323	381	18.0 %
<b>Total</b>		<b>5,865</b>	<b>6,471</b>	<b>10.3 %</b>



### Reliability & Punctuality



#### Reliability

Route		Ullapool - Stornoway	
Year	Month	Contractual	Actual
2023	November	100.0%	93.4%
	December	100.0%	89.0%
2024	January	100.0%	79.1%
	February	100.0%	93.7%
	March	100.0%	92.9%
	April	100.0%	95.3%
	May	100.0%	100.0%
	June	100.0%	100.0%
	July	100.0%	100.0%
	August	100.0%	98.9%
	September	100.0%	97.7%
	October	100.0%	89.5%



#### Punctuality

Route		Ullapool - Stornoway	
Year	Month	Contractual	Actual
2023	November	94.8%	87.7%
	December	98.6%	93.5%
2024	January	100.0%	96.1%
	February	98.6%	93.2%
	March	96.2%	88.5%
	April	98.8%	89.0%
	May	98.9%	90.4%
	June	100.0%	91.8%
	July	98.9%	89.9%
	August	95.4%	71.4%
	September	98.8%	77.2%
	October	96.5%	74.9%

#### Summary of Scheduled, Operated, Cancelled & Diverted Sailings

##### by Route & Leg

Year	Month	Route	Leg	Operated Sailings	Scheduled Sailings	Additional Sailings	Cancelled Sailings	Diverted Sailings
2024	October	Ullapool - Stornoway	Stornoway-Ullapool	88	95	3	10	0
2024	October	Ullapool - Stornoway	Ullapool-Stornoway	88	96	2	10	0
<b>Total</b>				<b>176</b>	<b>191</b>	<b>5</b>	<b>20</b>	<b>0</b>

#### Summary of Cancellations, Lateness & Relief Events

##### by Route & Leg

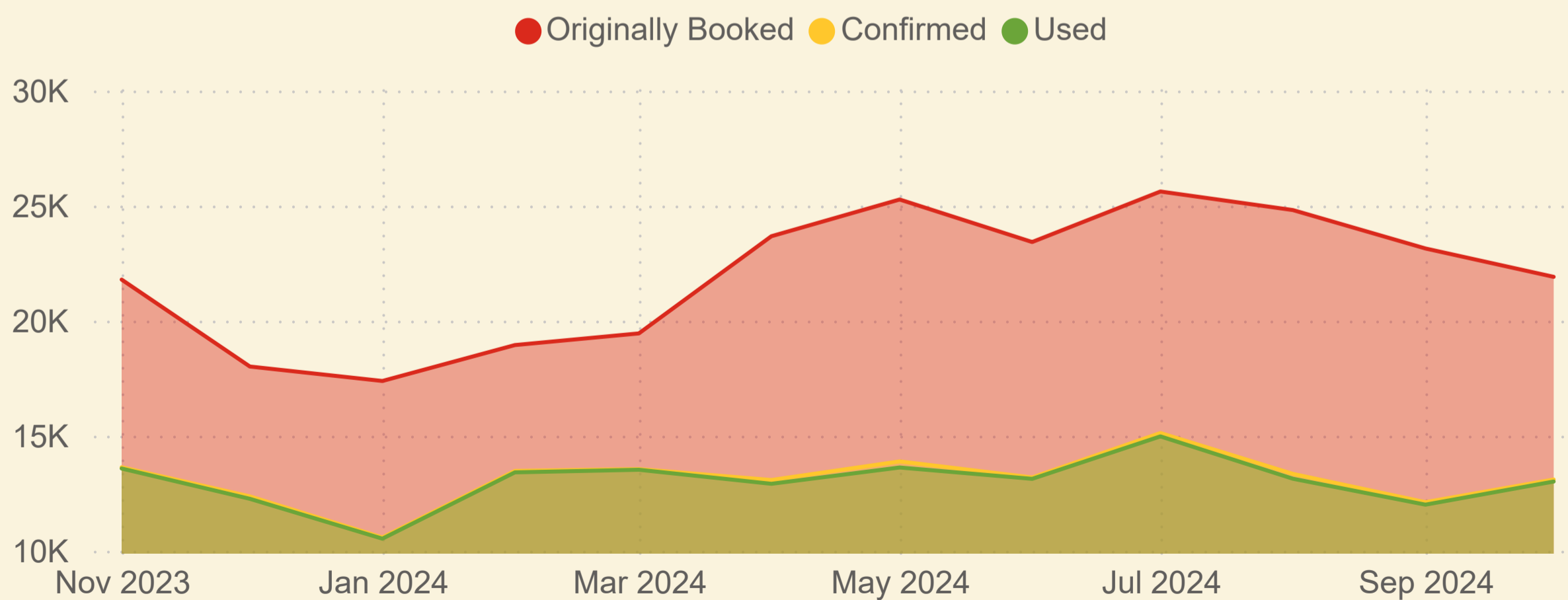
Year	Month	Route	Leg	Cancelled Sailings	Cancelled (Relief)	Cancelled (No Relief)	On Time	Level 1 Late	Level 1 (Relief)	Level 1 (No Relief)	Level 2 Late	Level 2 (Relief)	Level 2 (No Relief)
2024	October	Ullapool - Stornoway	Stornoway-Ullapool	10	10	0	64	15	14	1	6	4	2
2024	October	Ullapool - Stornoway	Ullapool-Stornoway	10	10	0	64	14	12	2	8	7	1
<b>Total</b>				<b>20</b>	<b>20</b>	<b>0</b>	<b>128</b>	<b>29</b>	<b>26</b>	<b>3</b>	<b>14</b>	<b>11</b>	<b>3</b>



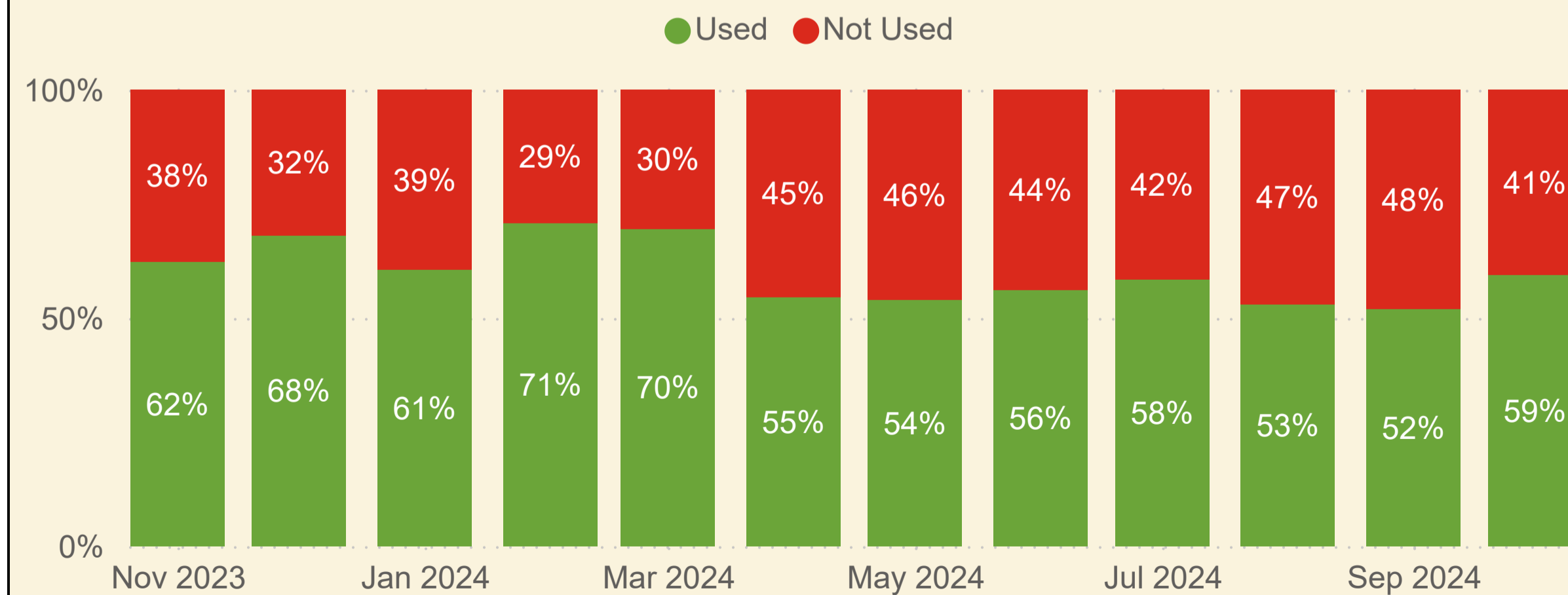
## Block Booked vs Utilised

Route Name	Month Year	Originally Booked	Booked 24hrs Prior	Confirmed	No Show	Used	Confirmed vs Block Booked	Used vs Confirmed	Used vs Block Booked
Ullapool - Stornoway	Nov-2023	21,786	15,332	13,630	55	13,575	63%	100%	62%
Ullapool - Stornoway	Dec-2023	18,007	13,680	12,363	105	12,258	69%	99%	68%
Ullapool - Stornoway	Jan-2024	17,379	12,929	10,577	52	10,525	61%	100%	61%
Ullapool - Stornoway	Feb-2024	18,940	15,304	13,470	63	13,408	71%	100%	71%
Ullapool - Stornoway	Mar-2024	19,446	15,017	13,550	29	13,521	70%	100%	70%
Ullapool - Stornoway	Apr-2024	23,670	15,043	13,075	165	12,911	55%	99%	55%
Ullapool - Stornoway	May-2024	25,266	15,452	13,884	265	13,619	55%	98%	54%
Ullapool - Stornoway	Jun-2024	23,418	15,180	13,186	61	13,126	56%	100%	56%
Ullapool - Stornoway	Jul-2024	25,613	16,730	15,117	146	14,971	59%	99%	58%
Ullapool - Stornoway	Aug-2024	24,807	15,184	13,341	210	13,131	54%	98%	53%
Ullapool - Stornoway	Sep-2024	23,138	14,637	12,112	108	12,004	52%	99%	52%
Ullapool - Stornoway	Oct-2024	21,905	15,310	13,097	88	13,009	60%	99%	59%
<b>Total</b>		<b>263,373</b>	<b>179,798</b>	<b>157,402</b>	<b>1,345</b>	<b>156,057</b>	<b>60%</b>	<b>99%</b>	<b>59%</b>

Commercial Block Booking Utilisation Trend (Last 12 Months)



Used vs Block Booked % (Last 12 Months)



**Note:** This report shows block bookings made by block booking customers for any commercial vehicle over 6 metres in length or any LGV that consumes High Lane Metreage. It does not include any bookings on sailings that were cancelled by CalMac. High Lane Metreage refers to deck metreage for high vehicles such as Commercials or LGVs.