
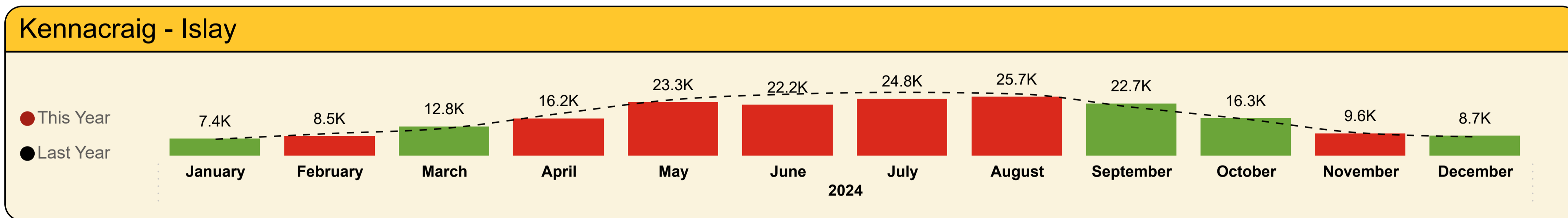




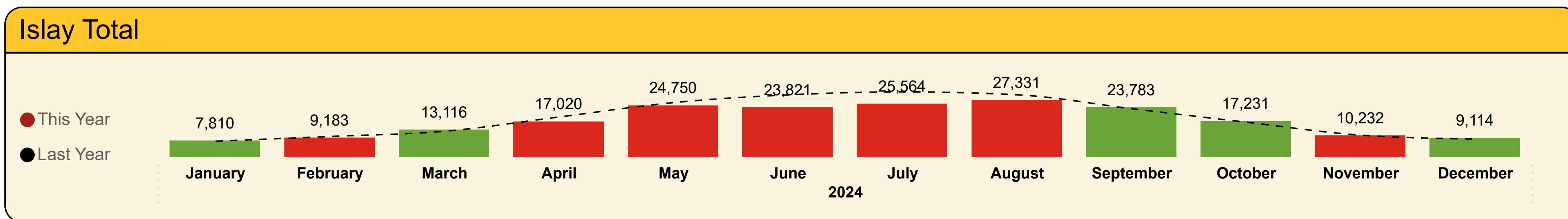
Shipped Passengers



This Month YoY
437 LY: 355 (+23.1%)
YoY
10,607 LY: 16,864 (-37.1%)




This Month YoY
8,677 LY: 8,230 (+5.43%)
YoY
198,348 LY: 208,432 (-4.84%)



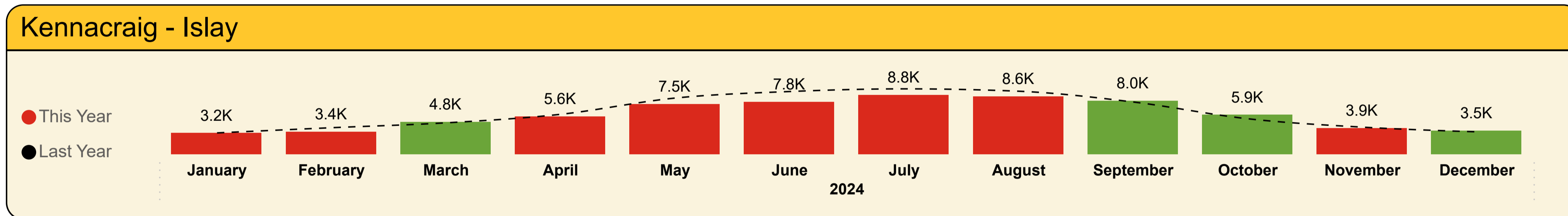
This Month YoY
9,114 LY: 8,585 (+6.16%)
YoY
208,955 LY: 225,296 (-7.25%)




Shipped Cars



This Month YoY
164 LY: 140 (+17.14%)
YoY
3,832 LY: 6,061 (-36.77%)



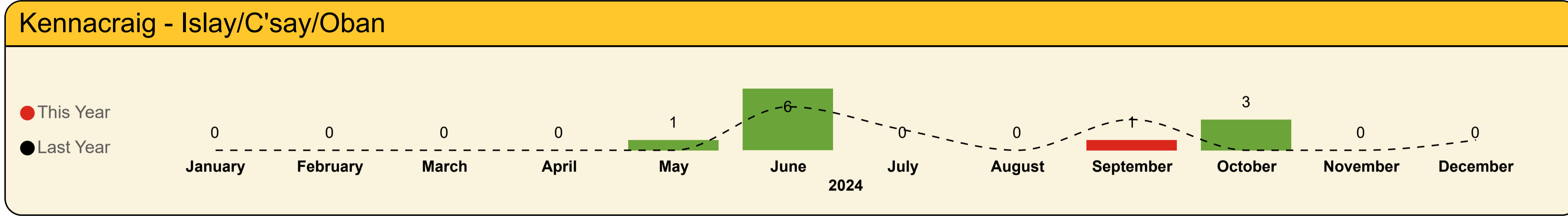
This Month YoY
3,516 LY: 3,331 (+5.55%)
YoY
70,866 LY: 74,946 (-5.44%)



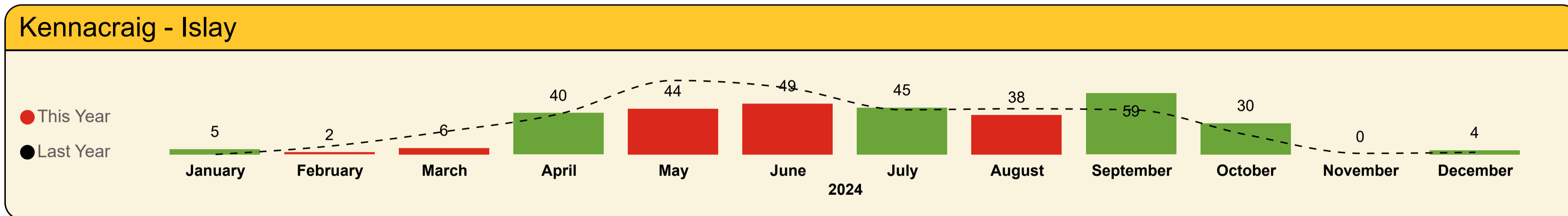
This Month YoY
3,680 LY: 3,471 (+6.02%)
YoY
74,698 LY: 81,007 (-7.79%)



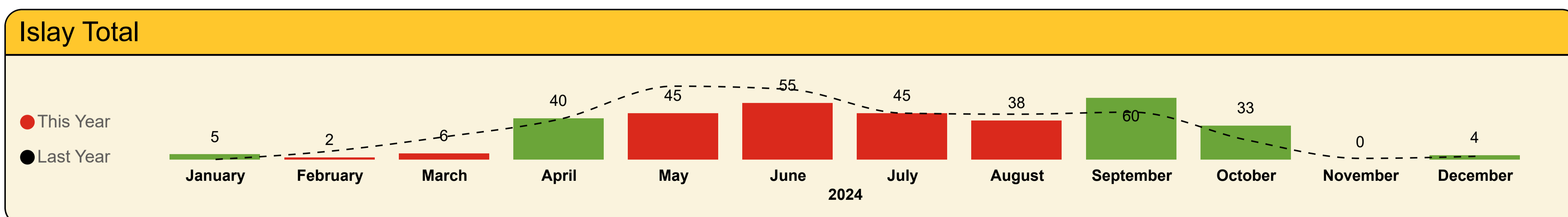
Shipped Coaches



This Month YoY
0 LY: 1 (-100%)
YoY
11 LY: 10 (+7.42%)



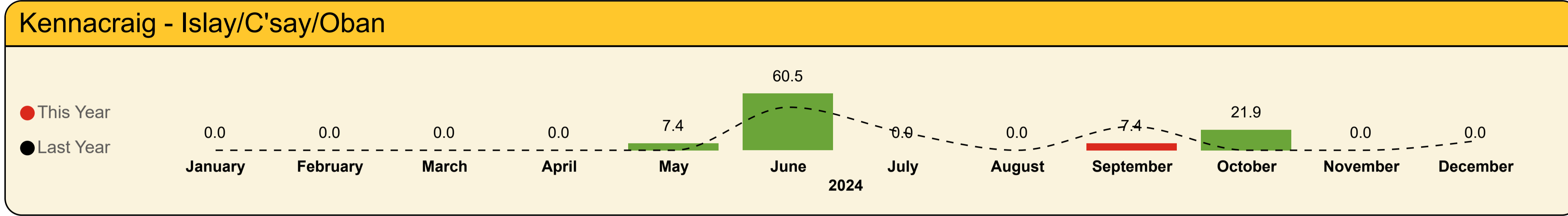
This Month YoY
4 LY: 2 (+100%)
YoY
322 LY: 356 (-9.62%)



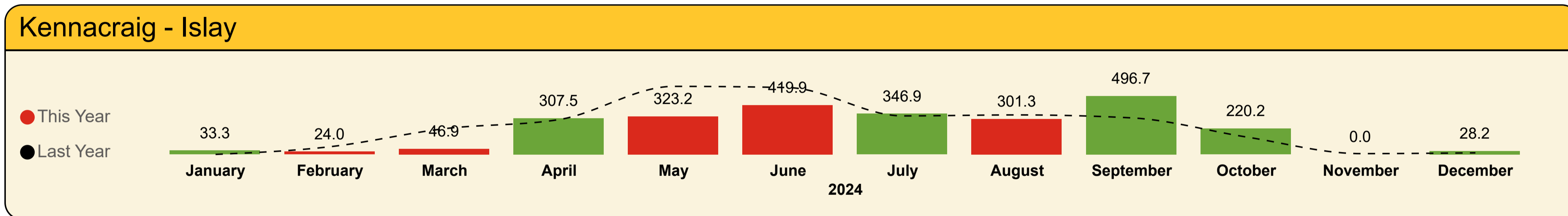
This Month YoY
4 LY: 3 (+33.33%)
YoY
333 LY: 367 (-9.15%)



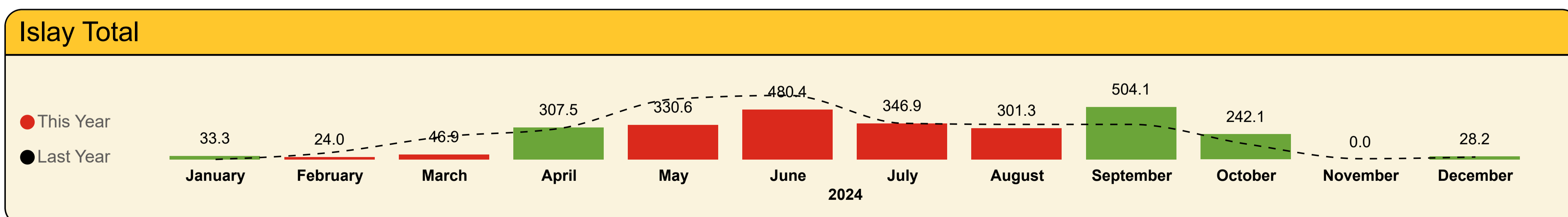
Shipped Coach Metres



This Month YoY
0.0 LY: 10.0 (-100%)
YoY
97.2 LY: 100.2 (-2.97%)



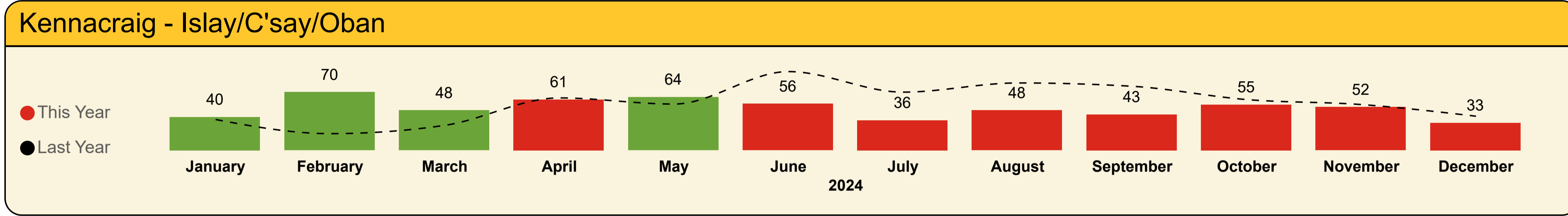
This Month YoY
28.2 LY: 13.4 (+110.45%)
YoY
2.5K LY: 2.9K (-11.32%)



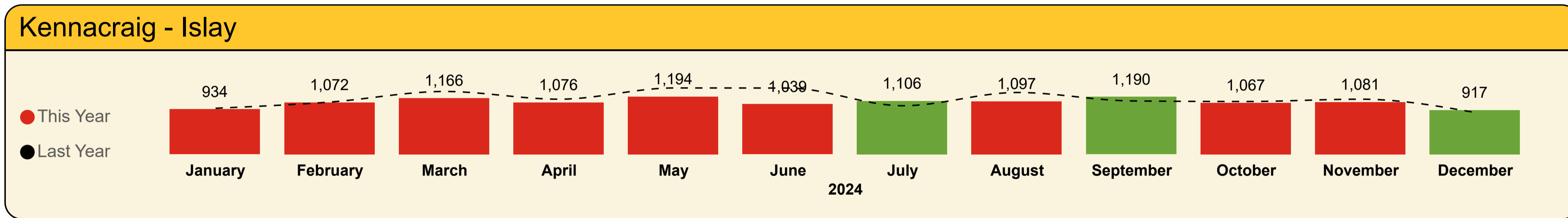
This Month YoY
28.2 LY: 23.4 (+20.51%)
YoY
2.6K LY: 3.0K (-11.03%)



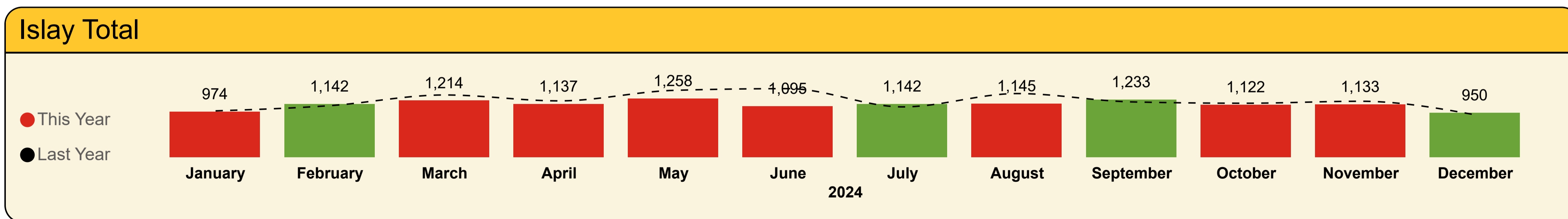
Shipped Commercial Vehicles



This Month YoY
33 LY: 41 (-19.51%)
YoY
606 LY: 685 (-11.56%)



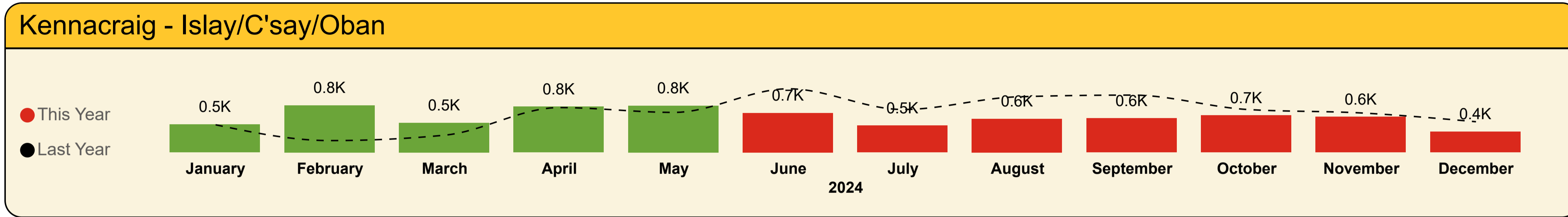
This Month YoY
917 LY: 865 (+6.01%)
YoY
12,939 LY: 13,723 (-5.71%)



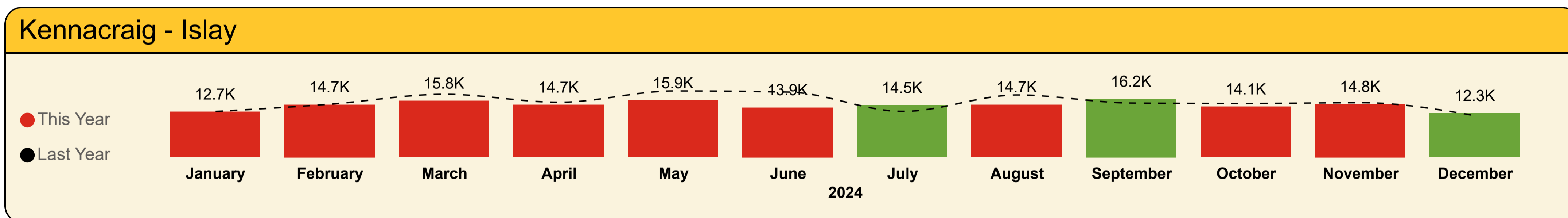
This Month YoY
950 LY: 906 (+4.86%)
YoY
13,545 LY: 14,408 (-5.99%)



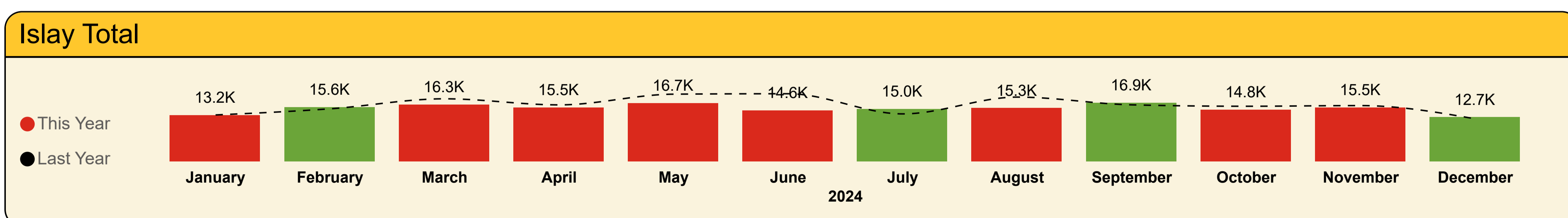
Shipped Commercial Vehicle Metres



This Month YoY
374.4 LY: 553.7 (-32.38%)
YoY
7.7K LY: 8.6K (-10.46%)



This Month YoY
12.3K LY: 11.6K (+5.88%)
YoY
174.5K LY: 184.8K (-5.57%)



This Month YoY
12.7K LY: 12.2K (+4.14%)
YoY
182.2K LY: 193.3K (-5.78%)



Islay Total Contractual Carrying Groups



This Month YoY

9,114

LY: 8,585 (+6.16%)

YoY

208,955

LY: 225,296 (-7.25%)



This Month YoY


3,680

LY: 3,471 (+6.02%)

YoY

74,698

LY: 81,007 (-7.79%)



This Month YoY

28.2

LY: 23.4 (+20.51%)

YoY

2.6K

LY: 3.0K (-11.03%)



This Month YoY

12.7K

LY: 12.2K (+4.14%)

YoY

182.2K

LY: 193.3K (-5.78%)

Passengers

Year	Month	Last Year	This Year	Variance %
2024	January	7,581	7,810	3.0 %
2024	February	9,845	9,183	-6.7 %
2024	March	12,361	13,116	6.1 %
2024	April	19,234	17,020	-11.5 %
2024	May	26,175	24,750	-5.4 %
2024	June	29,873	23,821	-20.3 %
2024	July	31,325	25,564	-18.4 %
2024	August	29,914	27,331	-8.6 %
2024	September	23,206	23,783	2.5 %
2024	October	16,713	17,231	3.1 %
2024	November	10,485	10,232	-2.4 %
2024	December	8,585	9,114	6.2 %
Total		225,296	208,955	-7.3 %

Cars

Year	Month	Last Year	This Year	Variance %
2024	January	3,363	3,324	-1.2 %
2024	February	4,025	3,627	-9.9 %
2024	March	4,857	4,964	2.2 %
2024	April	6,294	5,904	-6.2 %
2024	May	8,937	7,984	-10.7 %
2024	June	10,430	8,284	-20.6 %
2024	July	10,926	9,069	-17.0 %
2024	August	10,365	9,191	-11.3 %
2024	September	8,484	8,365	-1.4 %
2024	October	5,563	6,193	11.3 %
2024	November	4,292	4,113	-4.2 %
2024	December	3,471	3,680	6.0 %
Total		81,007	74,698	-7.8 %

Coach Metres

Year	Month	Last Year	This Year	Variance %
2024	January	0.0	33.3	0.0 %
2024	February	65.5	24.0	-63.4 %
2024	March	219.2	46.9	-78.6 %
2024	April	296.8	307.5	3.6 %
2024	May	579.4	330.6	-42.9 %
2024	June	614.8	480.4	-21.9 %
2024	July	346.9	346.9	-0.0 %
2024	August	336.3	301.3	-10.4 %
2024	September	336.2	504.1	50.0 %
2024	October	148.3	242.1	63.3 %
2024	November	6.6	0.0	-100.0 %
2024	December	23.4	28.2	20.5 %
Total		2,973.4	2,645.3	-11.0 %

Commercial Vehicle Metres

Year	Month	Last Year	This Year	Variance %
2024	January	13,300.5	13,243.2	-0.4 %
2024	February	15,063.4	15,595.6	3.5 %
2024	March	17,937.4	16,319.6	-9.0 %
2024	April	16,188.9	15,475.5	-4.4 %
2024	May	19,268.4	16,729.2	-13.2 %
2024	June	19,388.9	14,638.5	-24.5 %
2024	July	13,604.6	15,033.3	10.5 %
2024	August	18,426.9	15,299.2	-17.0 %
2024	September	16,198.8	16,850.1	4.0 %
2024	October	15,800.5	14,813.7	-6.2 %
2024	November	15,986.7	15,478.0	-3.2 %
2024	December	12,177.9	12,682.3	4.1 %
Total		193,342.8	182,158.2	-5.8 %



This Month YoY

437

LY: 355 (+23.1%)

YoY

10,607

LY: 16,864 (-37.1%)



This Month YoY


164

LY: 140 (+17.14%)

YoY

3,832

LY: 6,061 (-36.77%)



This Month YoY

0.0

LY: 10.0 (-100%)

YoY

97.2

LY: 100.2 (-2.97%)



This Month YoY

374.4

LY: 553.7 (-32.38%)

YoY

7.7K

LY: 8.6K (-10.46%)

Passengers

Year	Month	Last Year	This Year	Variance %
2024	January	429	427	-0.5 %
2024	February	201	675	235.8 %
2024	March	453	364	-19.6 %
2024	April	871	785	-9.9 %
2024	May	1,667	1,438	-13.7 %
2024	June	2,996	1,587	-47.0 %
2024	July	3,628	753	-79.2 %
2024	August	2,901	1,599	-44.9 %
2024	September	1,985	1,047	-47.3 %
2024	October	792	906	14.4 %
2024	November	587	589	0.3 %
2024	December	355	437	23.1 %
Total		16,864	10,607	-37.1 %

Cars

Year	Month	Last Year	This Year	Variance %
2024	January	190	168	-11.6 %
2024	February	79	268	239.2 %
2024	March	185	149	-19.5 %
2024	April	353	289	-18.1 %
2024	May	575	527	-8.3 %
2024	June	1,097	489	-55.4 %
2024	July	1,196	251	-79.0 %
2024	August	987	570	-42.2 %
2024	September	712	399	-44.0 %
2024	October	286	320	11.9 %
2024	November	261	238	-8.8 %
2024	December	140	164	17.1 %
Total		6,061	3,832	-36.8 %

Coach Metres

Year	Month	Last Year	This Year	Variance %
2024	January	0.0	0.0	0.0 %
2024	February	0.0	0.0	0.0 %
2024	March	0.0	0.0	0.0 %
2024	April	0.0	0.0	0.0 %
2024	May	0.0	7.4	0.0 %
2024	June	45.9	60.5	31.9 %
2024	July	19.0	0.0	-100.0 %
2024	August	0.0	0.0	0.0 %
2024	September	25.3	7.4	-70.8 %
2024	October	0.0	21.9	0.0 %
2024	November	0.0	0.0	0.0 %
2024	December	10.0	0.0	-100.0 %
Total		100.2	97.2	-3.0 %

Commercial Vehicle Metres

Year	Month	Last Year	This Year	Variance %
2024	January	498.5	505.6	1.4 %
2024	February	213.1	849.0	298.4 %
2024	March	311.0	534.4	71.8 %
2024	April	809.2	825.3	2.0 %
2024	May	722.0	843.3	16.8 %
2024	June	1,148.6	713.2	-37.9 %
2024	July	774.6	484.8	-37.4 %
2024	August	1,003.5	606.7	-39.5 %
2024	September	1,034.7	615.1	-40.6 %
2024	October	775.3	667.5	-13.9 %
2024	November	712.0	641.6	-9.9 %
2024	December	553.7	374.4	-32.4 %
Total		8,556.3	7,660.9	-10.5 %



Kennacraig - Islay

Contractual Carrying Groups



This Month YoY

8,677

LY: 8,230 (+5.43%)

YoY

198,348

LY: 208,432 (-4.84%)



This Month YoY


3,516

LY: 3,331 (+5.55%)

YoY

70,866

LY: 74,946 (-5.44%)



This Month YoY

28.2

LY: 13.4 (+110.45%)

YoY

2.5K

LY: 2.9K (-11.32%)



This Month YoY

12.3K

LY: 11.6K (+5.88%)

YoY

174.5K

LY: 184.8K (-5.57%)

Passengers

Year	Month	Last Year	This Year	Variance %
2024	January	7,152	7,383	3.2 %
2024	February	9,644	8,508	-11.8 %
2024	March	11,908	12,752	7.1 %
2024	April	18,363	16,235	-11.6 %
2024	May	24,508	23,312	-4.9 %
2024	June	26,877	22,234	-17.3 %
2024	July	27,697	24,811	-10.4 %
2024	August	27,013	25,732	-4.7 %
2024	September	21,221	22,736	7.1 %
2024	October	15,921	16,325	2.5 %
2024	November	9,898	9,643	-2.6 %
2024	December	8,230	8,677	5.4 %
Total		208,432	198,348	-4.8 %

Cars

Year	Month	Last Year	This Year	Variance %
2024	January	3,173	3,156	-0.5 %
2024	February	3,946	3,359	-14.9 %
2024	March	4,672	4,815	3.1 %
2024	April	5,941	5,615	-5.5 %
2024	May	8,362	7,457	-10.8 %
2024	June	9,333	7,795	-16.5 %
2024	July	9,730	8,818	-9.4 %
2024	August	9,378	8,621	-8.1 %
2024	September	7,772	7,966	2.5 %
2024	October	5,277	5,873	11.3 %
2024	November	4,031	3,875	-3.9 %
2024	December	3,331	3,516	5.6 %
Total		74,946	70,866	-5.4 %

Coach Metres

Year	Month	Last Year	This Year	Variance %
2024	January	0.0	33.3	0.0 %
2024	February	65.5	24.0	-63.4 %
2024	March	219.2	46.9	-78.6 %
2024	April	296.8	307.5	3.6 %
2024	May	579.4	323.2	-44.2 %
2024	June	568.9	419.9	-26.2 %
2024	July	327.9	346.9	5.8 %
2024	August	336.3	301.3	-10.4 %
2024	September	310.9	496.7	59.8 %
2024	October	148.3	220.2	48.5 %
2024	November	6.6	0.0	-100.0 %
2024	December	13.4	28.2	110.4 %
Total		2,873.3	2,548.1	-11.3 %

Commercial Vehicle Metres

Year	Month	Last Year	This Year	Variance %
2024	January	12,802.0	12,737.6	-0.5 %
2024	February	14,850.3	14,746.6	-0.7 %
2024	March	17,626.4	15,785.2	-10.4 %
2024	April	15,379.7	14,650.2	-4.7 %
2024	May	18,546.4	15,885.9	-14.3 %
2024	June	18,240.2	13,925.3	-23.7 %
2024	July	12,829.9	14,548.5	13.4 %
2024	August	17,423.4	14,692.6	-15.7 %
2024	September	15,164.1	16,235.0	7.1 %
2024	October	15,025.2	14,146.2	-5.9 %
2024	November	15,274.7	14,836.4	-2.9 %
2024	December	11,624.2	12,307.9	5.9 %
Total		184,786.5	174,497.3	-5.6 %



Cars



Kennacraig - Islay/C'say/Oban

Year	Month	Last Year	This Year	Var %
2024	January	160	29	-81.9 %
2024	February	67	85	26.9 %
2024	March	173	67	-61.3 %
2024	April	292	150	-48.6 %
2024	May	240	308	28.3 %
2024	June	204	353	73.0 %
2024	July	454	216	-52.4 %
2024	August	454	322	-29.1 %
2024	September	293	194	-33.8 %
2024	October	115	119	3.5 %
2024	November	74	85	14.9 %
2024	December	75	107	42.7 %
Total		2,601	2,035	-21.8 %

Kennacraig - Islay

Year	Month	Last Year	This Year	Var %
2024	January	2,697	2,343	-13.1 %
2024	February	3,383	2,659	-21.4 %
2024	March	4,022	3,827	-4.8 %
2024	April	5,203	4,682	-10.0 %
2024	May	5,209	6,150	18.1 %
2024	June	3,560	6,614	85.8 %
2024	July	6,465	7,490	15.9 %
2024	August	6,608	7,447	12.7 %
2024	September	6,106	6,708	9.9 %
2024	October	4,129	4,661	12.9 %
2024	November	3,126	2,994	-4.2 %
2024	December	2,665	2,906	9.0 %
Total		53,173	58,481	10.0 %



LGVs



Kennacraig - Islay/C'say/Oban

Year	Month	Last Year	This Year	Var %
2024	January	20	2	-90.0 %
2024	February	6	6	0.0 %
2024	March	3	7	133.3 %
2024	April	41	22	-46.3 %
2024	May	27	33	22.2 %
2024	June	15	33	120.0 %
2024	July	43	17	-60.5 %
2024	August	38	24	-36.8 %
2024	September	18	18	0.0 %
2024	October	15	19	26.7 %
2024	November	11	16	45.5 %
2024	December	4	3	-25.0 %
Total		241	200	-17.0 %

Kennacraig - Islay

Year	Month	Last Year	This Year	Var %
2024	January	408	404	-1.0 %
2024	February	461	482	4.6 %
2024	March	526	700	33.1 %
2024	April	453	559	23.4 %
2024	May	509	542	6.5 %
2024	June	363	619	70.5 %
2024	July	503	798	58.6 %
2024	August	480	685	42.7 %
2024	September	480	662	37.9 %
2024	October	337	660	95.8 %
2024	November	427	665	55.7 %
2024	December	374	472	26.2 %
Total		5,321	7,248	36.2 %



Motorhomes




Kennacraig - Islay/C'say/Oban				
Year	Month	Last Year	This Year	Var %
2024	January	0	2	0.0 %
2024	February	1	4	300.0 %
2024	March	3	3	0.0 %
2024	April	10	13	30.0 %
2024	May	24	42	75.0 %
2024	June	5	22	340.0 %
2024	July	29	14	-51.7 %
2024	August	22	25	13.6 %
2024	September	23	21	-8.7 %
2024	October	6	5	-16.7 %
2024	November	3	1	-66.7 %
2024	December	0	4	0.0 %
Total		126	156	23.8 %

Kennacraig - Islay				
Year	Month	Last Year	This Year	Var %
2024	January	26	28	7.7 %
2024	February	40	28	-30.0 %
2024	March	35	153	337.1 %
2024	April	216	238	10.2 %
2024	May	371	528	42.3 %
2024	June	200	438	119.0 %
2024	July	326	366	12.3 %
2024	August	406	410	1.0 %
2024	September	385	486	26.2 %
2024	October	107	196	83.2 %
2024	November	83	74	-10.8 %
2024	December	37	48	29.7 %
Total		2,232	2,993	34.1 %



Reliability & Punctuality



Reliability					
Route		Kennacraig - Islay		Kennacraig - Islay/C'say/Oban	
Year	Month	Contractual	Actual	Contractual	Actual
2024	January	100.0%	91.0%	100.0%	100.0%
	February	100.0%	84.0%	100.0%	100.0%
	March	96.6%	95.9%	90.0%	90.0%
	April	91.0%	84.0%	81.8%	59.1%
	May	99.2%	93.9%	85.7%	61.2%
	June	100.0%	85.1%	100.0%	57.1%
	July	100.0%	80.7%	100.0%	57.9%
	August	95.5%	92.9%	89.8%	65.3%
	September	100.0%	93.7%	100.0%	65.9%
	October	94.3%	88.7%	100.0%	53.1%
	November	100.0%	95.4%	100.0%	80.0%
	December	100.0%	89.8%	100.0%	62.5%

Punctuality					
Route		Kennacraig - Islay		Kennacraig - Islay/C'say/Oban	
Year	Month	Contractual	Actual	Contractual	Actual
2024	January	100.0%	97.9%	100.0%	68.8%
	February	100.0%	96.8%	100.0%	62.5%
	March	99.3%	85.9%	100.0%	66.7%
	April	98.1%	66.0%	100.0%	73.1%
	May	98.8%	75.2%	100.0%	53.3%
	June	99.1%	92.5%	96.4%	67.9%
	July	99.5%	89.4%	100.0%	72.7%
	August	99.6%	95.6%	100.0%	87.5%
	September	99.6%	94.1%	100.0%	82.8%
	October	98.5%	91.2%	100.0%	70.6%
	November	99.3%	95.1%	100.0%	75.0%
	December	98.5%	90.2%	100.0%	70.0%



Reliability & Punctuality Summary

Summary of Scheduled, Operated, Cancelled & Diverted Sailings by Route and Leg

Year	Month	Route	Leg	Operated Sailings	Scheduled Sailings	Additional Sailings	Cancelled Sailings	Diverted Sailings
2024	December	Kennacraig - Islay	Kennacraig-Port Askaig	52	55	1	4	6
2024	December	Kennacraig - Islay	Kennacraig-Port Ellen	17	18	0	1	0
2024	December	Kennacraig - Islay	Port Askaig-Kennacraig	52	49	6	3	0
2024	December	Kennacraig - Islay	Port Ellen-Kennacraig	18	25	0	7	0
2024	December	Kennacraig - Islay/C'say/Oban	Colonsay-Port Askaig	2	4	0	2	0
2024	December	Kennacraig - Islay/C'say/Oban	Kennacraig-Port Askaig	3	4	0	1	0
2024	December	Kennacraig - Islay/C'say/Oban	Port Askaig-Colonsay	2	4	0	2	0
2024	December	Kennacraig - Islay/C'say/Oban	Port Askaig-Kennacraig	3	4	0	1	0
Total				149	163	7	21	6

Summary of Cancellations, Lateness & Relief Events by Route and Leg

Year	Month	Route	Leg	Cancelled Sailings	Cancelled (Relief)	Cancelled (No Relief)	On Time	Level 1 Late	Level 1 (Relief)	Level 1 (No Relief)	Level 2 Late	Level 2 (Relief)	Level 2 (No Relief)
2024	December	Kennacraig - Islay	Kennacraig-Port Askaig	4	4	0	48	3	3	0	0	0	0
2024	December	Kennacraig - Islay	Kennacraig-Port Ellen	1	1	0	15	2	1	1	0	0	0
2024	December	Kennacraig - Islay	Port Askaig-Kennacraig	3	3	0	38	7	6	1	1	1	0
2024	December	Kennacraig - Islay	Port Ellen-Kennacraig	7	7	0	18	0	0	0	0	0	0
2024	December	Kennacraig - Islay/C'say/Oban	Colonsay-Port Askaig	2	2	0	1	0	0	0	1	1	0
2024	December	Kennacraig - Islay/C'say/Oban	Kennacraig-Port Askaig	1	1	0	3	0	0	0	0	0	0
2024	December	Kennacraig - Islay/C'say/Oban	Port Askaig-Colonsay	2	2	0	2	0	0	0	0	0	0
2024	December	Kennacraig - Islay/C'say/Oban	Port Askaig-Kennacraig	1	1	0	1	2	2	0	0	0	0
Total				21	21	0	126	14	12	2	2	2	0