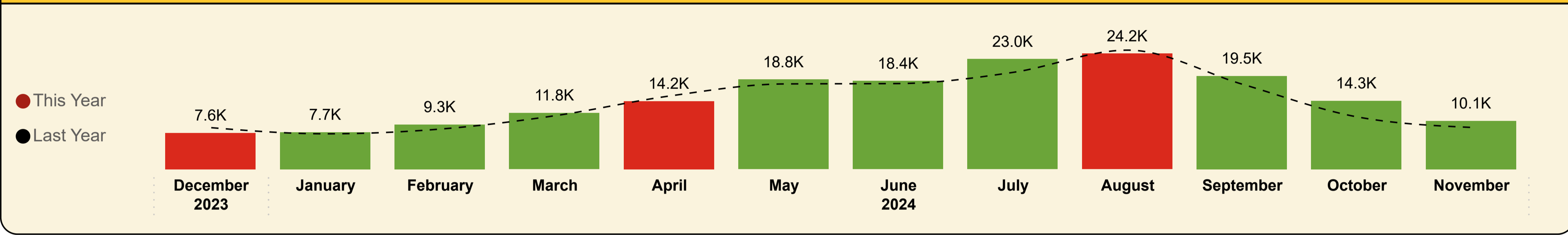




Shipped Passengers

Colintraive - Rhubodach



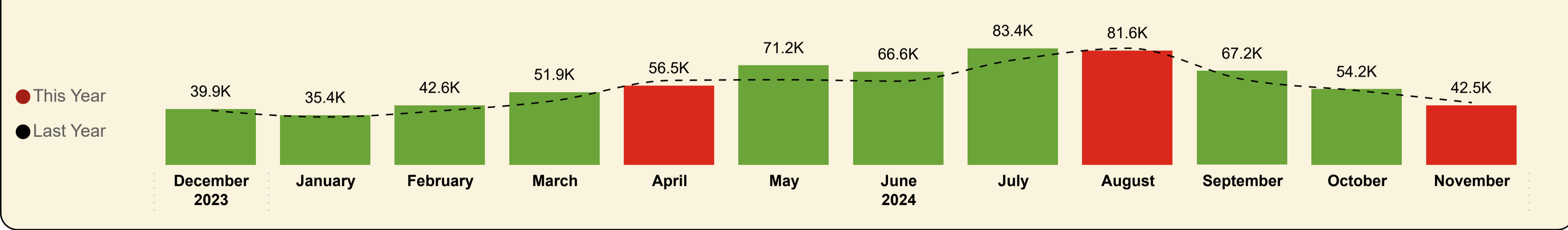
This Month YoY

10,108
LY: 8,731 (+15.77%)

YoY

178,950
LY: 169,296 (+5.7%)

Wemyss Bay - Rothesay



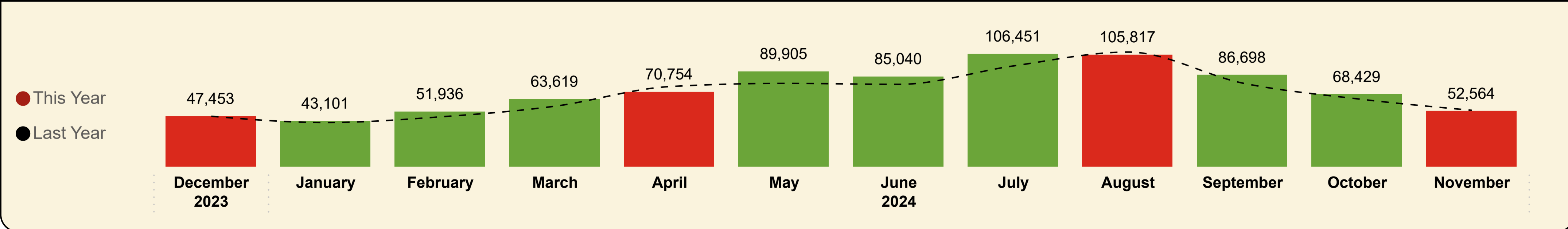
This Month YoY

42,456
LY: 44,443 (-4.47%)

YoY

692,817
LY: 655,477 (+5.7%)

Bute Total



This Month YoY

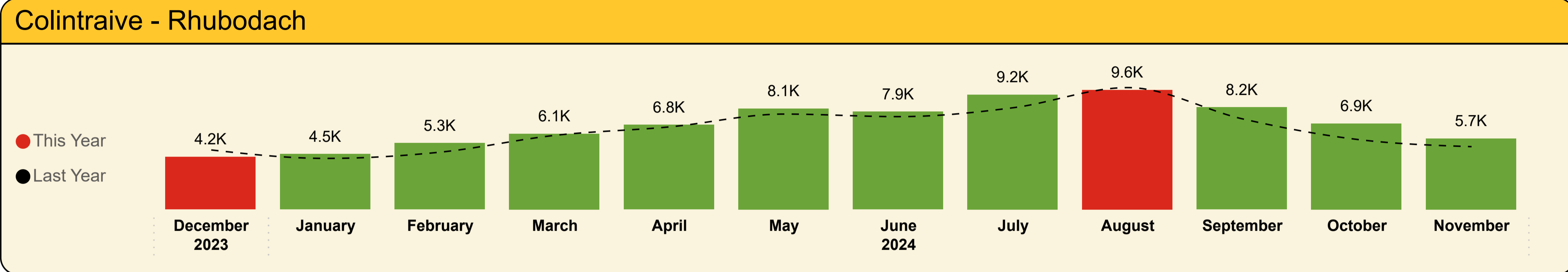
52,564
LY: 53,174 (-1.15%)

YoY

871,767
LY: 824,773 (+5.7%)



Shipped Cars

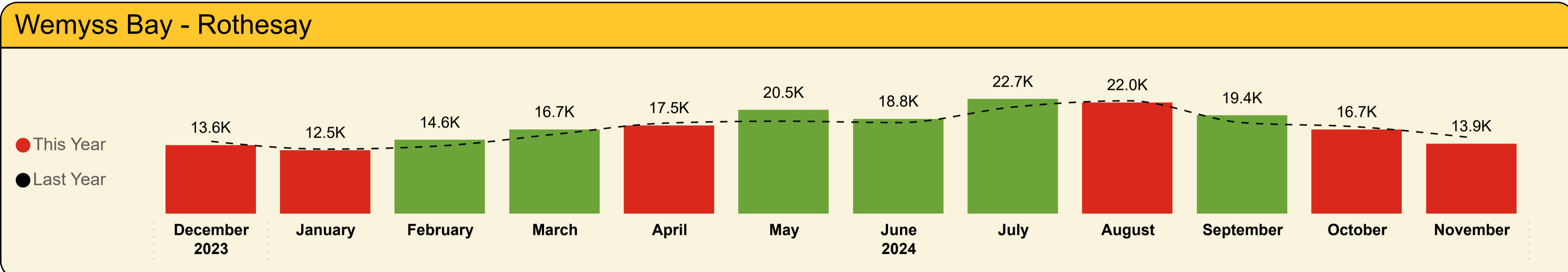


This Month YoY

5,712
LY: 5,054 (+13.02%)

YoY

82,649
LY: 77,241 (+7%)

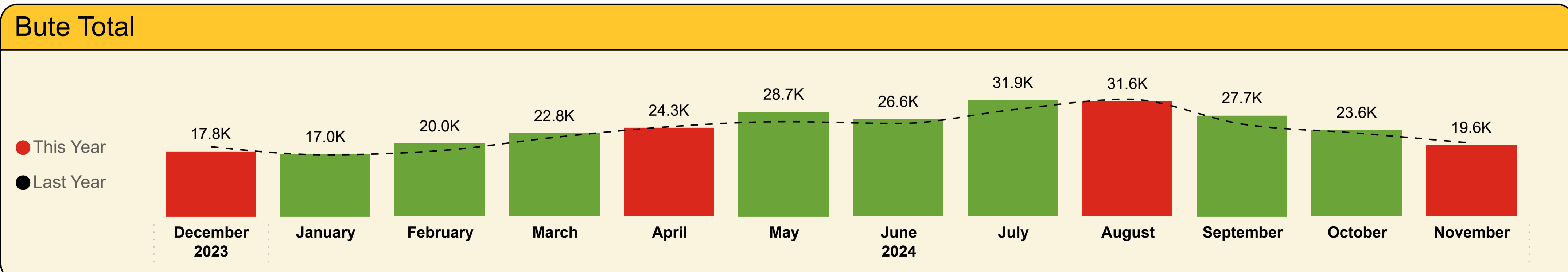


This Month YoY

13,857
LY: 15,048 (-7.91%)

YoY

208,843
LY: 204,424 (+2.2%)



This Month YoY

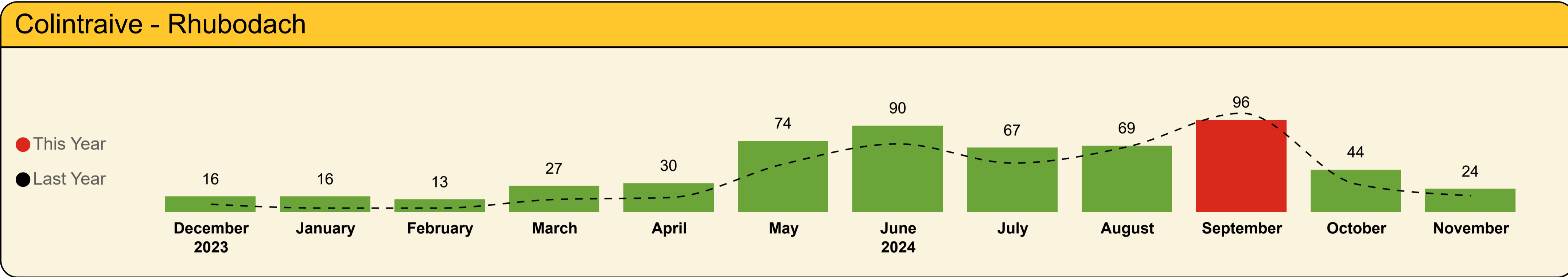
19,569
LY: 20,102 (-2.65%)

YoY

291,492
LY: 281,665 (+3.5%)



Shipped Coaches

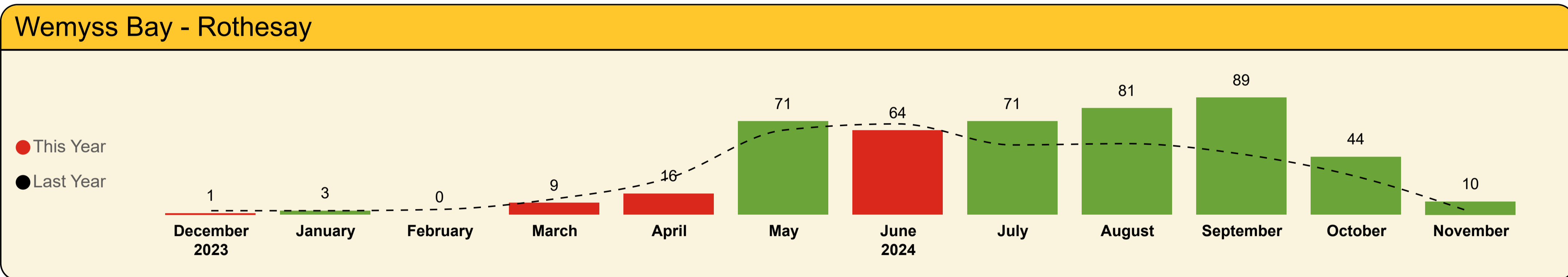


This Month YoY

24
LY: 17 (+41.18%)

YoY

566
LY: 433 (+30.7%)

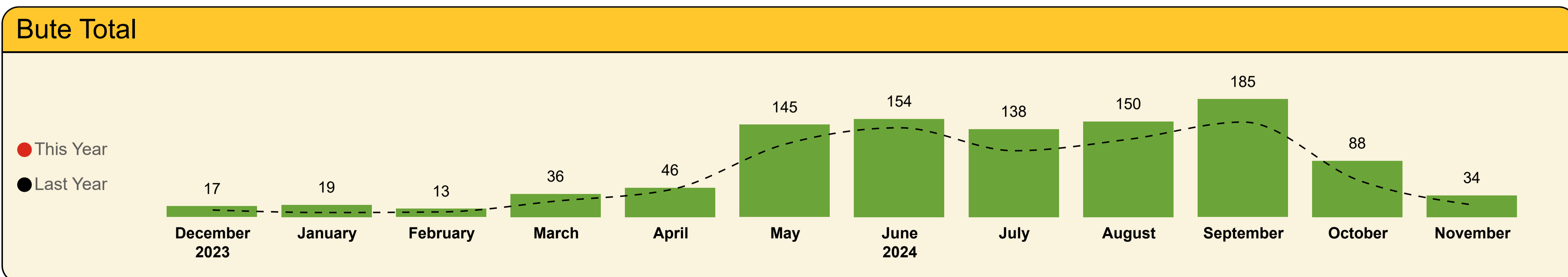


This Month YoY

10
LY: 2 (+400%)

YoY

459
LY: 367 (+25%)



This Month YoY

34
LY: 19 (+78.95%)

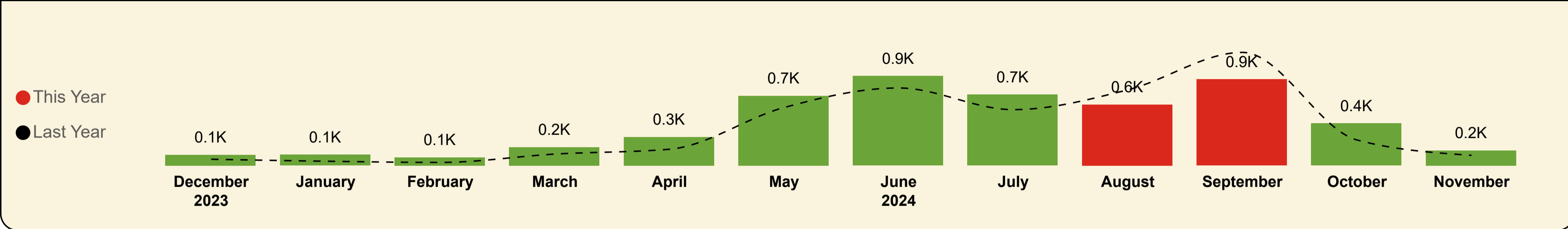
YoY

1025
LY: 800 (+28.1%)



Shipped Coach Metres

Colintraive - Rhubodach



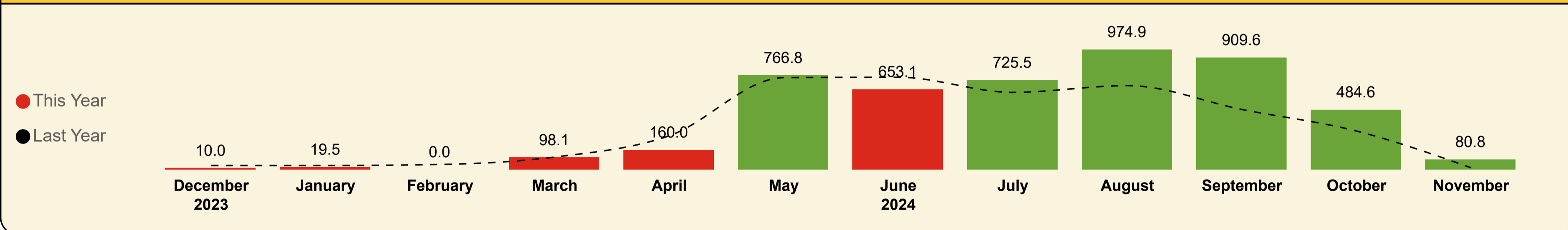
This Month YoY

156.4
LY: 106.0 (+47.5%)

YoY

5.3K
LY: 4.8K (+11.7%)

Wemyss Bay - Rothesay



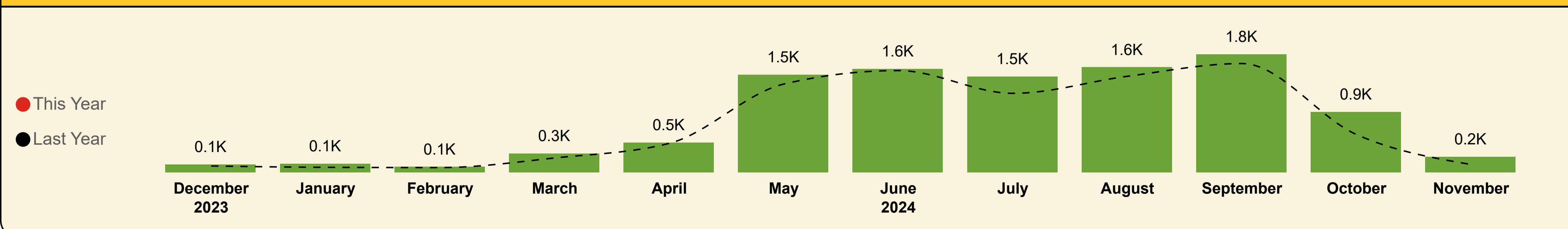
This Month YoY

80.8
LY: 13.5 (+498.1%)

YoY

4.9K
LY: 4.1K (+19.1%)

Bute Total



This Month YoY

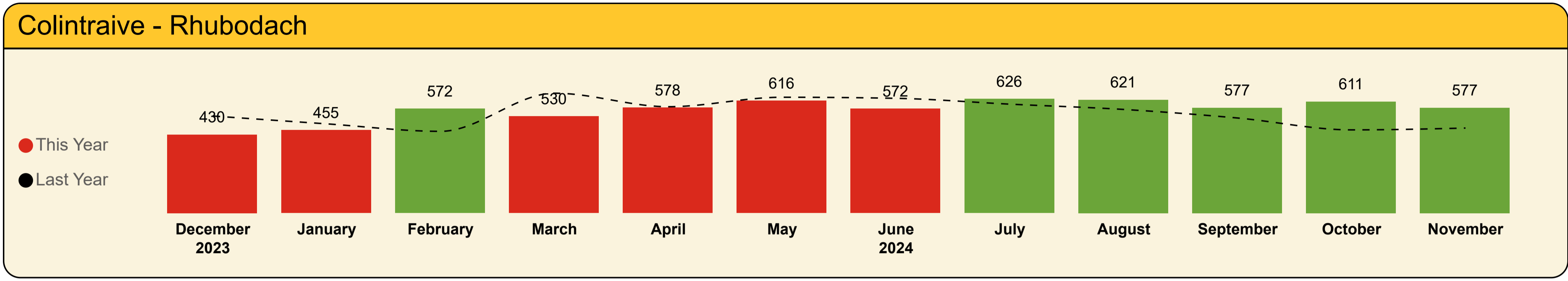
237.1
LY: 119.5 (+98.4%)

YoY

10.2K
LY: 8.9K (+15.1%)



Shipped Commercial Vehicles

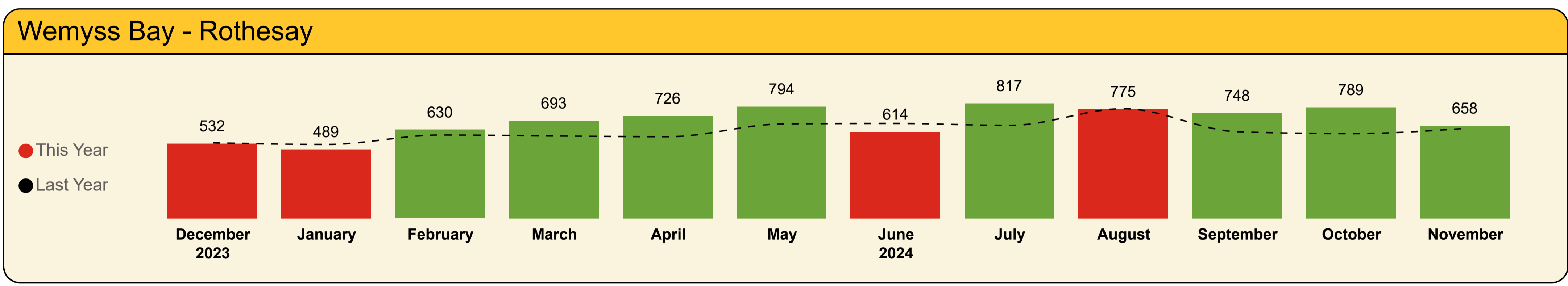


This Month YoY

577
LY: 466 (+23.8%)

YoY

6,765
LY: 6,581 (+2.8%)

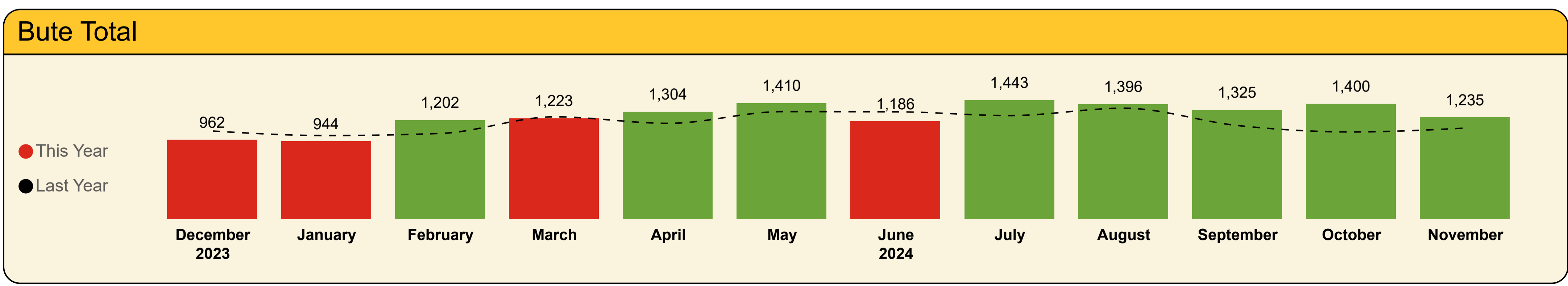


This Month YoY

658
LY: 639 (+3%)

YoY

8,265
LY: 7,458 (+10.8%)



This Month YoY

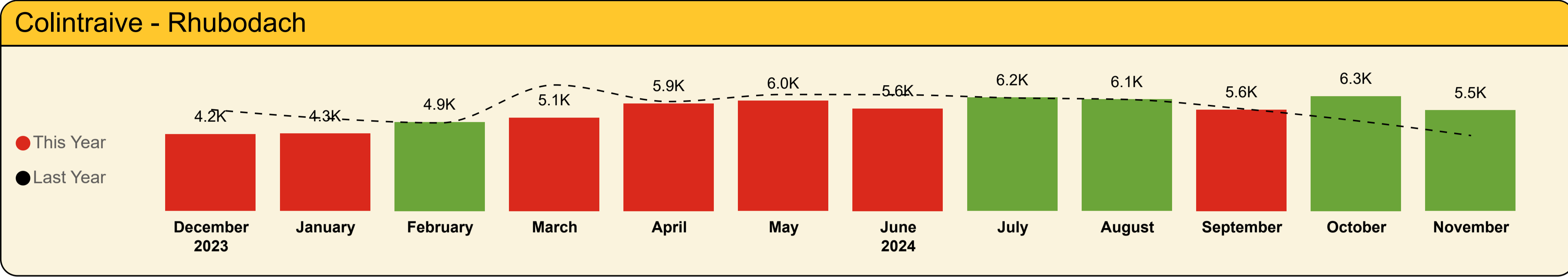
1,235
LY: 1,105 (+11.8%)

YoY

15,030
LY: 14,039 (+7.1%)



Shipped Commercial Vehicle Metres

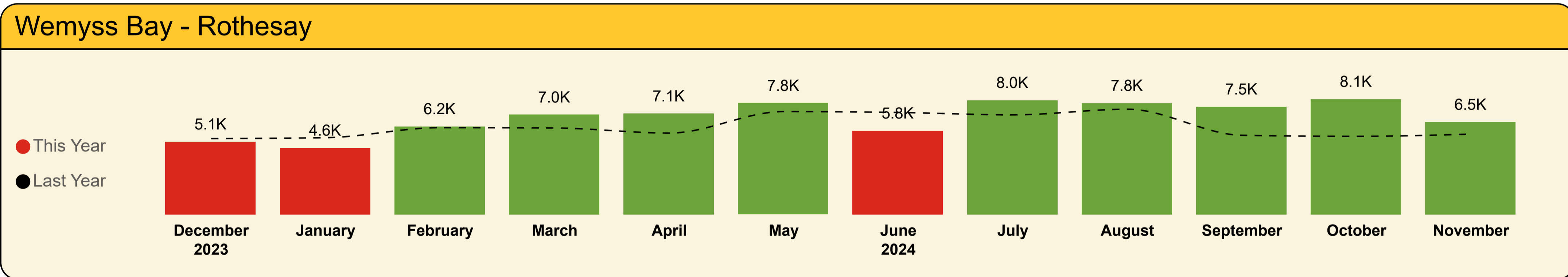


This Month YoY

5.5K
LY: 4.1K (+33.6%)

YoY

65.8K
LY: 68.2K (-3.5%)

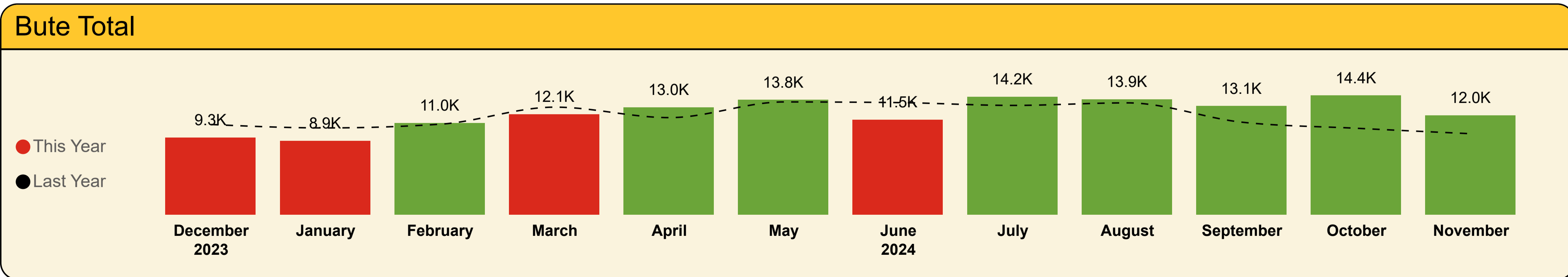


This Month YoY

6.5K
LY: 5.6K (+15%)

YoY

81.3K
LY: 73.7K (+10.3%)



This Month YoY

12.0K
LY: 9.8K (+22.9%)

YoY

147.2K
LY: 142.0K (+3.7%)



Bute Total Contractual Carrying Groups



This Month YoY

52,564

LY: 53,174 (-1.1%)

YoY

871,767

LY: 824,773 (+5.7%)



This Month YoY

19,569

LY: 20,102 (-2.7%)

YoY

291,492

LY: 281,665 (+3.5%)



This Month YoY

237.1

LY: 119.5 (+98.4%)

YoY

10.2K

LY: 8.9K (+15.1%)



This Month YoY

12.0K

LY: 9.8K (+22.9%)

YoY

147.2K

LY: 142.0K (+3.7%)

Passengers

Year	Month	Last Year	This Year	Variance %
2023	December	47,526	47,453	-0.2 %
2024	January	41,575	43,101	3.7 %
2024	February	46,980	51,936	10.5 %
2024	March	57,064	63,619	11.5 %
2024	April	75,624	70,754	-6.4 %
2024	May	78,657	89,905	14.3 %
2024	June	77,747	85,040	9.4 %
2024	July	95,195	106,451	11.8 %
2024	August	108,293	105,817	-2.3 %
2024	September	78,921	86,698	9.9 %
2024	October	64,017	68,429	6.9 %
2024	November	53,174	52,564	-1.1 %
Total		824,773	871,767	5.7 %

Cars

Year	Month	Last Year	This Year	Variance %
2023	December	19,110	17,811	-6.8 %
2024	January	16,895	17,004	0.6 %
2024	February	18,040	19,953	10.6 %
2024	March	21,701	22,766	4.9 %
2024	April	24,624	24,279	-1.4 %
2024	May	26,002	28,656	10.2 %
2024	June	25,514	26,624	4.3 %
2024	July	29,329	31,925	8.9 %
2024	August	32,178	31,634	-1.7 %
2024	September	25,319	27,665	9.3 %
2024	October	22,850	23,606	3.3 %
2024	November	20,102	19,569	-2.7 %
Total		281,665	291,492	3.5 %

Coach Metres

Year	Month	Last Year	This Year	Variance %
2023	December	97.0	120.0	23.7 %
2024	January	76.3	132.5	73.7 %
2024	February	72.5	84.0	15.9 %
2024	March	219.8	287.7	30.9 %
2024	April	443.5	456.0	2.8 %
2024	May	1,350.1	1,491.0	10.4 %
2024	June	1,556.1	1,583.3	1.7 %
2024	July	1,208.1	1,463.4	21.1 %
2024	August	1,469.0	1,607.9	9.5 %
2024	September	1,663.7	1,805.7	8.5 %
2024	October	577.6	923.4	59.9 %
2024	November	119.5	237.1	98.4 %
Total		8,853.1	10,191.8	15.1 %

Commercial Vehicle Metres

Year	Month	Last Year	This Year	Variance %
2023	December	10,868.6	9,304.1	-14.4 %
2024	January	10,455.8	8,890.2	-15.0 %
2024	February	10,906.0	11,040.3	1.2 %
2024	March	12,962.5	12,105.7	-6.6 %
2024	April	11,698.8	12,953.7	10.7 %
2024	May	13,590.5	13,840.0	1.8 %
2024	June	13,512.0	11,453.5	-15.2 %
2024	July	13,172.6	14,212.3	7.9 %
2024	August	13,477.9	13,920.5	3.3 %
2024	September	11,146.5	13,097.2	17.5 %
2024	October	10,414.4	14,369.5	38.0 %
2024	November	9,756.7	11,987.8	22.9 %
Total		141,962.3	147,174.9	3.7 %



This Month YoY

10,108

LY: 8,731 (+15.8%)

YoY

178,950

LY: 169,296 (+5.7%)



This Month YoY


5,712

LY: 5,054 (+13%)

YoY

82,649

LY: 77,241 (+7%)



This Month YoY

156.4

LY: 106.0 (+47.5%)

YoY

5.3K

LY: 4.8K (+11.7%)



This Month YoY

5.5K

LY: 4.1K (+33.6%)

YoY

65.8K

LY: 68.2K (-3.5%)

Passengers

Year	Month	Last Year	This Year	Variance %
2023	December	8,679	7,591	-12.5 %
2024	January	7,399	7,727	4.4 %
2024	February	8,391	9,349	11.4 %
2024	March	11,183	11,752	5.1 %
2024	April	15,309	14,209	-7.2 %
2024	May	17,830	18,755	5.2 %
2024	June	17,908	18,449	3.0 %
2024	July	20,257	23,047	13.8 %
2024	August	24,899	24,182	-2.9 %
2024	September	17,767	19,502	9.8 %
2024	October	10,943	14,279	30.5 %
2024	November	8,731	10,108	15.8 %
Total		169,296	178,950	5.7 %

Cars

Year	Month	Last Year	This Year	Variance %
2023	December	4,788	4,232	-11.6 %
2024	January	4,108	4,460	8.6 %
2024	February	4,612	5,339	15.8 %
2024	March	5,964	6,101	2.3 %
2024	April	6,644	6,814	2.6 %
2024	May	7,677	8,116	5.7 %
2024	June	7,470	7,869	5.3 %
2024	July	8,188	9,237	12.8 %
2024	August	9,808	9,626	-1.9 %
2024	September	7,291	8,223	12.8 %
2024	October	5,637	6,920	22.8 %
2024	November	5,054	5,712	13.0 %
Total		77,241	82,649	7.0 %

Coach Metres

Year	Month	Last Year	This Year	Variance %
2023	December	65.0	110.0	69.2 %
2024	January	44.5	113.0	153.9 %
2024	February	32.0	84.0	162.5 %
2024	March	119.0	189.6	59.3 %
2024	April	169.3	296.0	74.8 %
2024	May	603.1	724.2	20.1 %
2024	June	806.1	930.2	15.4 %
2024	July	581.0	737.9	27.0 %
2024	August	787.1	633.0	-19.6 %
2024	September	1,176.1	896.1	-23.8 %
2024	October	265.5	438.8	65.3 %
2024	November	106.0	156.4	47.5 %
Total		4,754.7	5,309.0	11.7 %

Commercial Vehicle Metres

Year	Month	Last Year	This Year	Variance %
2023	December	5,565.7	4,218.9	-24.2 %
2024	January	5,088.5	4,251.6	-16.4 %
2024	February	4,837.8	4,887.4	1.0 %
2024	March	6,919.0	5,127.2	-25.9 %
2024	April	6,009.2	5,899.7	-1.8 %
2024	May	6,396.5	6,048.8	-5.4 %
2024	June	6,381.9	5,619.6	-11.9 %
2024	July	6,208.9	6,234.8	0.4 %
2024	August	6,122.1	6,133.4	0.2 %
2024	September	5,612.4	5,568.3	-0.8 %
2024	October	4,951.7	6,303.6	27.3 %
2024	November	4,141.1	5,531.6	33.6 %
Total		68,234.7	65,825.0	-3.5 %



Wemyss Bay - Rothesay

Contractual Carrying Groups



This Month YoY

42,456

LY: 44,443 (-4.5%)

YoY

692,817

LY: 655,477 (+5.7%)



This Month YoY


13,857

LY: 15,048 (-7.9%)

YoY

208,843

LY: 204,424 (+2.2%)



This Month YoY

80.8

LY: 13.5 (+498.1%)

YoY

4.9K

LY: 4.1K (+19.1%)



This Month YoY

6.5K

LY: 5.6K (+15%)

YoY

81.3K

LY: 73.7K (+10.3%)

Passengers

Year	Month	Last Year	This Year	Variance %
2023	December	38,847	39,862	2.6 %
2024	January	34,176	35,374	3.5 %
2024	February	38,589	42,587	10.4 %
2024	March	45,881	51,867	13.0 %
2024	April	60,315	56,545	-6.3 %
2024	May	60,827	71,150	17.0 %
2024	June	59,839	66,591	11.3 %
2024	July	74,938	83,404	11.3 %
2024	August	83,394	81,635	-2.1 %
2024	September	61,154	67,196	9.9 %
2024	October	53,074	54,150	2.0 %
2024	November	44,443	42,456	-4.5 %
Total		655,477	692,817	5.7 %

Cars

Year	Month	Last Year	This Year	Variance %
2023	December	14,322	13,579	-5.2 %
2024	January	12,787	12,544	-1.9 %
2024	February	13,428	14,614	8.8 %
2024	March	15,737	16,665	5.9 %
2024	April	17,980	17,465	-2.9 %
2024	May	18,325	20,540	12.1 %
2024	June	18,044	18,755	3.9 %
2024	July	21,141	22,688	7.3 %
2024	August	22,370	22,008	-1.6 %
2024	September	18,028	19,442	7.8 %
2024	October	17,213	16,686	-3.1 %
2024	November	15,048	13,857	-7.9 %
Total		204,424	208,843	2.2 %

Coach Metres

Year	Month	Last Year	This Year	Variance %
2023	December	32.0	10.0	-68.8 %
2024	January	31.8	19.5	-38.7 %
2024	February	40.5	0.0	-100.0 %
2024	March	100.8	98.1	-2.7 %
2024	April	274.2	160.0	-41.6 %
2024	May	747.0	766.8	2.6 %
2024	June	750.0	653.1	-12.9 %
2024	July	627.0	725.5	15.7 %
2024	August	681.9	974.9	43.0 %
2024	September	487.6	909.6	86.5 %
2024	October	312.1	484.6	55.3 %
2024	November	13.5	80.8	498.1 %
Total		4,098.5	4,882.8	19.1 %

Commercial Vehicle Metres

Year	Month	Last Year	This Year	Variance %
2023	December	5,302.9	5,085.2	-4.1 %
2024	January	5,367.3	4,638.6	-13.6 %
2024	February	6,068.2	6,152.9	1.4 %
2024	March	6,043.5	6,978.5	15.5 %
2024	April	5,689.6	7,054.0	24.0 %
2024	May	7,194.0	7,791.2	8.3 %
2024	June	7,130.2	5,833.9	-18.2 %
2024	July	6,963.7	7,977.4	14.6 %
2024	August	7,355.8	7,787.1	5.9 %
2024	September	5,534.1	7,528.9	36.0 %
2024	October	5,462.7	8,065.8	47.7 %
2024	November	5,615.6	6,456.3	15.0 %
Total		73,727.6	81,349.9	10.3 %



Cars



Colintraive - Rhubodach


Year	Month	Last Year	This Year	Var %
2023	December	4,390	3,422	-22.1 %
2024	January	3,697	3,616	-2.2 %
2024	February	4,158	4,274	2.8 %
2024	March	5,351	4,989	-6.8 %
2024	April	6,094	5,497	-9.8 %
2024	May	6,240	6,697	7.3 %
2024	June	5,834	6,521	11.8 %
2024	July	7,297	7,777	6.6 %
2024	August	7,765	8,259	6.4 %
2024	September	5,708	6,882	20.6 %
2024	October	4,255	5,771	35.6 %
2024	November	3,878	4,771	23.0 %
Total		64,667	68,476	5.9 %

Wemyss Bay - Rothesay

Year	Month	Last Year	This Year	Var %
2023	December	12,863	11,308	-12.1 %
2024	January	11,407	10,047	-11.9 %
2024	February	11,911	11,685	-1.9 %
2024	March	13,909	14,218	2.2 %
2024	April	16,115	14,682	-8.9 %
2024	May	15,583	17,297	11.0 %
2024	June	15,243	15,866	4.1 %
2024	July	16,762	19,444	16.0 %
2024	August	18,386	18,538	0.8 %
2024	September	15,410	16,510	7.1 %
2024	October	14,004	14,184	1.3 %
2024	November	12,058	11,699	-3.0 %
Total		173,651	175,478	1.1 %



LGVs



Colintraive - Rhubodach

Year	Month	Last Year	This Year	Var %
2023	December	333	361	8.4 %
2024	January	344	380	10.5 %
2024	February	361	587	62.6 %
2024	March	504	566	12.3 %
2024	April	359	506	40.9 %
2024	May	355	625	76.1 %
2024	June	378	653	72.8 %
2024	July	382	676	77.0 %
2024	August	397	730	83.9 %
2024	September	393	702	78.6 %
2024	October	370	707	91.1 %
2024	November	342	650	90.1 %
Total		4,518	7,143	58.1 %

Wemyss Bay - Rothesay

Year	Month	Last Year	This Year	Var %
2023	December	1,268	1,173	-7.5 %
2024	January	1,181	1,737	47.1 %
2024	February	1,343	2,009	49.6 %
2024	March	1,583	1,719	8.6 %
2024	April	1,474	1,816	23.2 %
2024	May	1,530	1,836	20.0 %
2024	June	1,487	1,611	8.3 %
2024	July	1,424	1,851	30.0 %
2024	August	1,737	1,785	2.8 %
2024	September	1,538	1,766	14.8 %
2024	October	1,547	1,531	-1.0 %
2024	November	1,741	1,654	-5.0 %
Total		17,853	20,488	14.8 %



Motorhomes




Colintraive - Rhubodach				
Year	Month	Last Year	This Year	Var %
2023	December	25	14	-44.0 %
2024	January	22	22	0.0 %
2024	February	42	32	-23.8 %
2024	March	62	77	24.2 %
2024	April	150	140	-6.7 %
2024	May	207	265	28.0 %
2024	June	160	228	42.5 %
2024	July	196	252	28.6 %
2024	August	208	200	-3.8 %
2024	September	176	258	46.6 %
2024	October	62	107	72.6 %
2024	November	28	48	71.4 %
Total		1,338	1,643	22.8 %

Wemyss Bay - Rothesay				
Year	Month	Last Year	This Year	Var %
2023	December	79	38	-51.9 %
2024	January	76	55	-27.6 %
2024	February	64	96	50.0 %
2024	March	102	173	69.6 %
2024	April	264	238	-9.8 %
2024	May	311	404	29.9 %
2024	June	323	378	17.0 %
2024	July	361	435	20.5 %
2024	August	356	375	5.3 %
2024	September	289	394	36.3 %
2024	October	176	151	-14.2 %
2024	November	81	134	65.4 %
Total		2,482	2,871	15.7 %



Reliability & Punctuality



Reliability					
Route		Colintraive - Rhubodach		Wemyss Bay - Rothesay	
Year	Month	Contractual	Actual	Contractual	Actual
2023	December	99.8%	90.4%	97.6%	93.2%
2024	January	100.0%	94.7%	100.0%	92.8%
	February	100.0%	98.5%	99.7%	98.5%
	March	100.0%	99.3%	100.0%	99.8%
	April	100.0%	96.7%	99.3%	95.6%
	May	97.5%	97.5%	100.0%	100.0%
	June	100.0%	99.7%	100.0%	100.0%
	July	100.0%	100.0%	100.0%	100.0%
	August	100.0%	99.8%	99.5%	93.5%
	September	100.0%	100.0%	98.2%	97.2%
	October	100.0%	96.4%	100.0%	92.4%
	November	99.8%	97.6%	100.0%	94.9%
	Total		99.8%	97.6%	99.5%

Punctuality					
Route		Colintraive - Rhubodach		Wemyss Bay - Rothesay	
Year	Month	Contractual	Actual	Contractual	Actual
2023	December	100.0%	100.0%	100.0%	97.6%
2024	January	100.0%	99.9%	100.0%	97.5%
	February	100.0%	100.0%	100.0%	99.5%
	March	100.0%	100.0%	99.9%	99.5%
	April	100.0%	100.0%	100.0%	98.0%
	May	100.0%	100.0%	100.0%	97.8%
	June	100.0%	100.0%	99.7%	98.4%
	July	100.0%	100.0%	99.7%	96.2%
	August	100.0%	99.9%	99.9%	89.9%
	September	100.0%	100.0%	99.7%	97.6%
	October	100.0%	100.0%	100.0%	97.1%
	November	100.0%	100.0%	100.0%	96.3%
	Total		100.0%	100.0%	99.9%



Reliability & Punctuality Summary

Summary of Scheduled, Operated, Cancelled & Diverted Sailings
by Route & Leg

Year	Month	Route	Leg	Operated Sailings	Scheduled Sailings	Additional Sailings	Cancelled Sailings	Diverted Sailings
2024	November	Colintraive - Rhubodach	Colintraive-Rhubodach	914	936	0	22	0
2024	November	Colintraive - Rhubodach	Rhubodach-Colintraive	914	936	0	22	0
2024	November	Wemyss Bay - Rothesay	Gourock (Divert)-Rothesay	4		4	0	0
2024	November	Wemyss Bay - Rothesay	Rothesay-Gourock (Divert)	5	5	0	0	5
2024	November	Wemyss Bay - Rothesay	Rothesay-Wemyss Bay	355	372	0	17	0
2024	November	Wemyss Bay - Rothesay	Wemyss Bay-Rothesay	352	373	0	21	0
Total				2,544	2,622	4	82	5

Summary of Cancellations, Lateness & Relief Events
by Route & Leg

Year	Month	Route	Leg	Cancelled Sailings	Cancelled (Relief)	Cancelled (No Relief)	On Time	Level 1 Late	Level 1 (Relief)	Level 1 (No Relief)	Level 2 Late	Level 2 (Relief)	Level 2 (No Relief)
2024	November	Colintraive - Rhubodach	Colintraive-Rhubodach	22	20	2	914	0	0	0	0	0	0
2024	November	Colintraive - Rhubodach	Rhubodach-Colintraive	22	20	2	914	0	0	0	0	0	0
2024	November	Wemyss Bay - Rothesay	Gourock (Divert)-Rothesay	0	0	0	0	0	0	0	0	0	0
2024	November	Wemyss Bay - Rothesay	Rothesay-Gourock (Divert)	0	0	0	1	0	0	0	4	4	0
2024	November	Wemyss Bay - Rothesay	Rothesay-Wemyss Bay	17	17	0	339	15	15	0	1	1	0
2024	November	Wemyss Bay - Rothesay	Wemyss Bay-Rothesay	21	21	0	346	6	6	0	0	0	0
Total				82	78	4	2,514	21	21	0	5	5	0