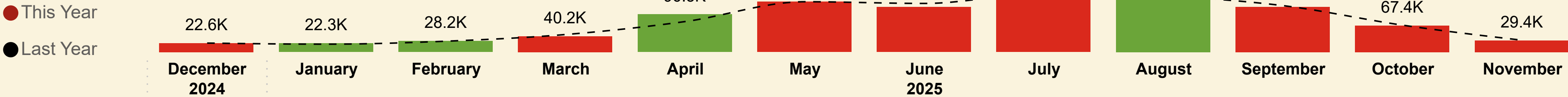




Shipped Passengers

Total Mull - Passengers



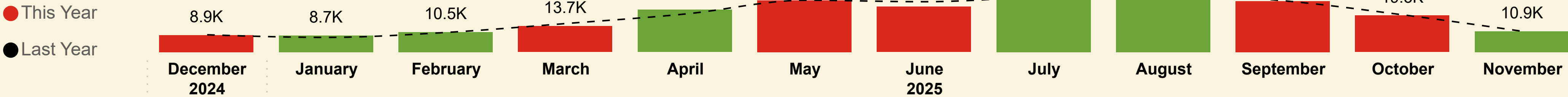
This Month YoY

29,362
LY: 30,039 (-2.25%)

YoY

963,181
LY: 956,165 (+0.7%)

Total Mull - Cars




This Month YoY

10,940
LY: 10,933 (+0.06%)

YoY

233,560
LY: 233,672 (-0%)

Total Mull - Coaches



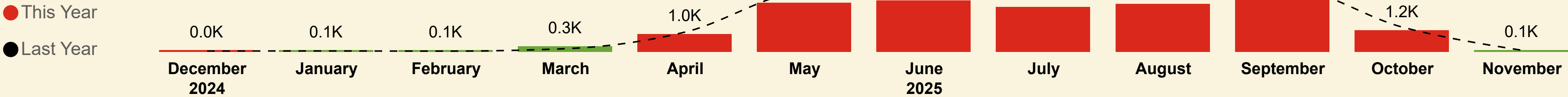
This Month YoY

11
LY: 12 (-8.33%)

YoY

1550
LY: 1,959 (-20.9%)

Total Mull - Coach Metres



This Month YoY

92.6
LY: 81.7 (+13.3%)

YoY

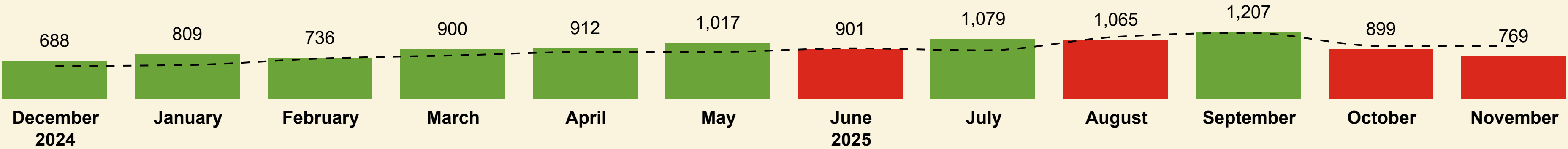
17.0K
LY: 20.6K (-17.6%)



Shipped Passengers

Total Mull - Commercial Vehicles

● This Year
● Last Year



This Month YoY

769

LY: 957 (-19.6%)

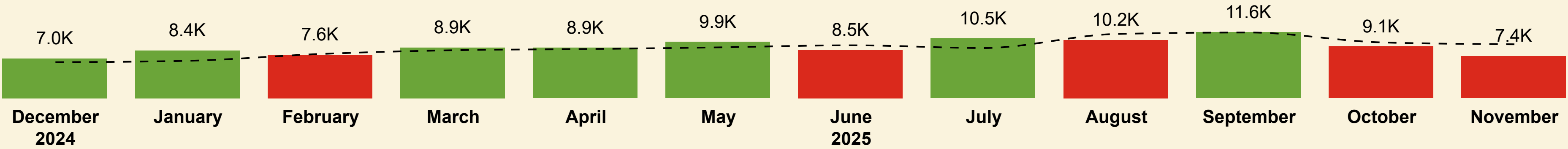
YoY

10,982

LY: 10,451 (+5.1%)

Total Mull - Commercial Vehicle Metres

● This Year
● Last Year



This Month YoY

7.4K

LY: 9.5K (-22%)

YoY

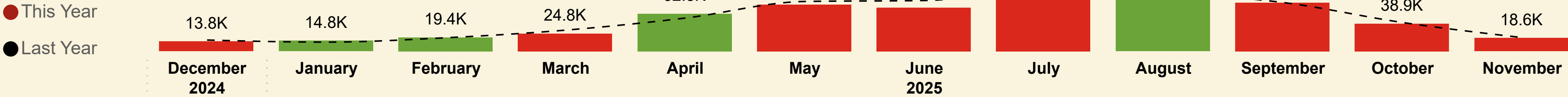
107.8K

LY: 106.9K (+0.9%)



Shipped Passengers

Oban - Craignure



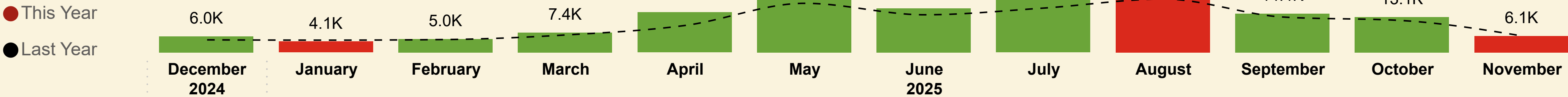
This Month YoY

18,595
LY: 19,248 (-3.39%)

YoY

544,884
LY: 560,714 (-2.8%)

Fishnish - Lochaline




This Month YoY

6,082
LY: 6,124 (-0.69%)

YoY

149,895
LY: 130,144 (+15.2%)

Tobermory - Kilchoan



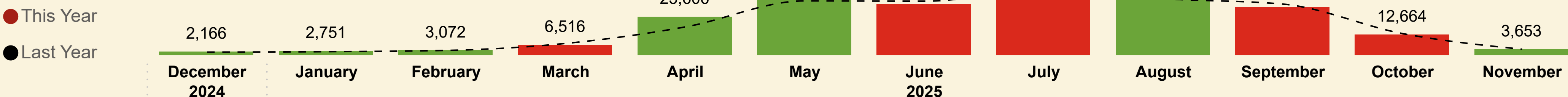
This Month YoY

1,049
LY: 1,016 (+3.25%)

YoY

41,792
LY: 44,341 (-5.7%)

Fionnphort - Iona



This Month YoY

3,653
LY: 3,651 (+0.05%)

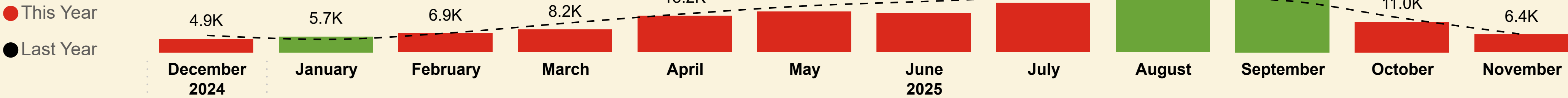
YoY

226,610
LY: 220,966 (+2.6%)



Shipped Cars

Oban - Craignure



This Month YoY

6,427


LY: 6,508 (-1.24%)

YoY

142,927

LY: 155,005 (-7.8%)

Fishnish - Lochaline



This Month YoY

3,462

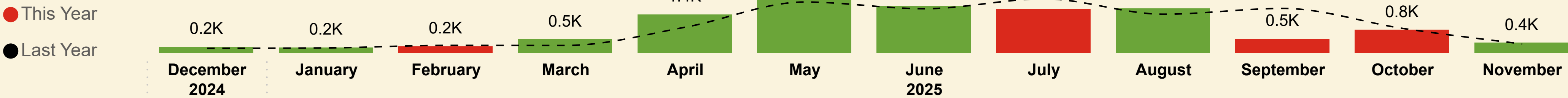
LY: 3,423 (+1.14%)

YoY

69,386

LY: 59,381 (+16.8%)

Tobermory - Kilchoan



This Month YoY

371

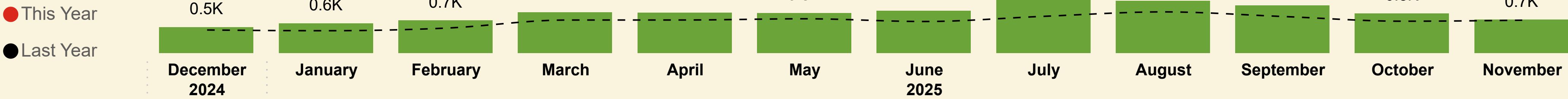
LY: 327 (+13.46%)

YoY

11,249

LY: 11,453 (-1.8%)

Fionnphort - Iona



This Month YoY

686

LY: 675 (+1.63%)


YoY

9,998

LY: 7,833 (+27.6%)

Shipped Coaches

Oban - Craignure



This Month YoY

10

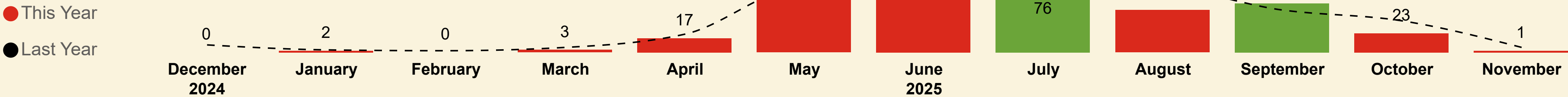
LY: 6 (+66.67%)

YoY

1167

LY: 1,506 (-22.5%)

Fishnish - Lochaline



This Month YoY

1

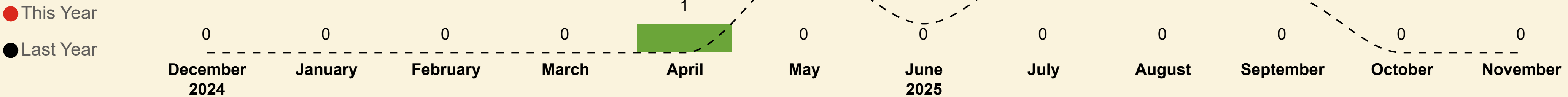
LY: 6 (-83.33%)

YoY

375

LY: 437 (-14.2%)

Tobermory - Kilchoan



This Month YoY

0

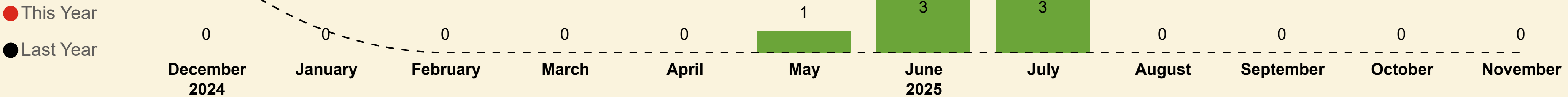
LY: 0

YoY

1

LY: 11 (-90.9%)

Fionnphort - Iona



This Month YoY

0

LY: 0

YoY


7

LY: 5 (+40%)



Shipped Coach Metres

Oban - Craignure



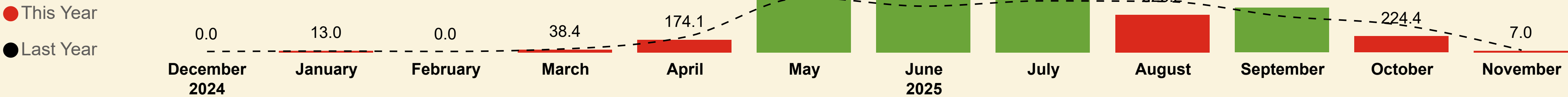
This Month YoY

85.6
LY: 50.7 (+68.8%)

YoY

12.9K
LY: 16.5K (-21.8%)

Fishnish - Lochaline



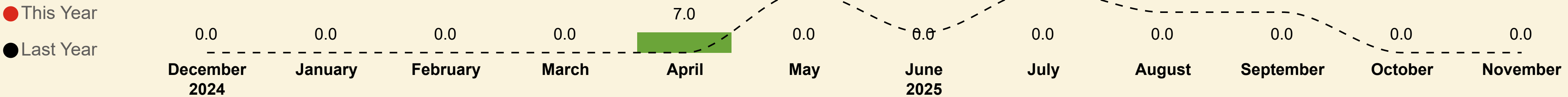
This Month YoY

7.0
LY: 31.0 (-77.4%)

YoY

4.0K
LY: 4.0K (-1.1%)

Tobermory - Kilchoan



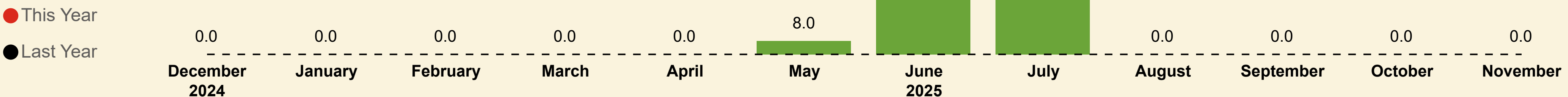
This Month YoY

0.0
LY: 0.0

YoY

7.0
LY: 78.0 (-91%)

Fionnphort - Iona



This Month YoY

0.0
LY: 0.0

YoY

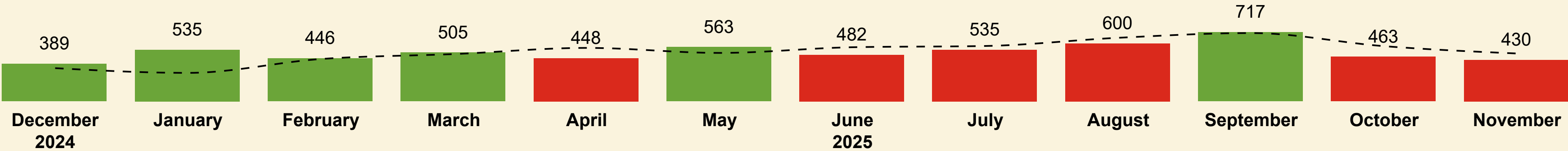
84.0
LY: 0.0



Shipped Commercial Vehicles

Oban - Craignure

● This Year
● Last Year



This Month YoY

430

LY: 496 (-13.3%)


YoY

6,113

LY: 6,194 (-1.3%)

Fishnish - Lochaline

● This Year
● Last Year



This Month YoY

291

LY: 402 (-27.6%)

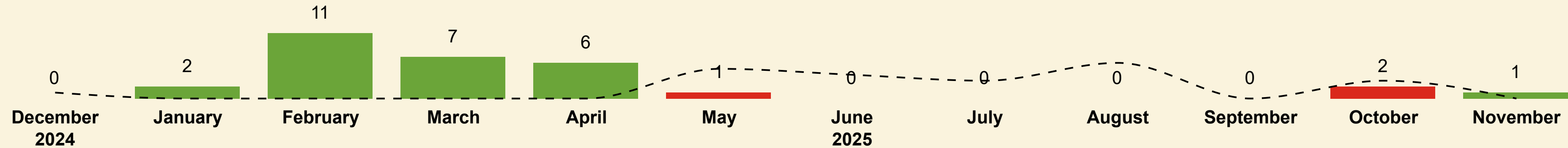
YoY

4,204

LY: 3,728 (+12.8%)

Tobermory - Kilchoan

● This Year
● Last Year



This Month YoY

1

LY: 0

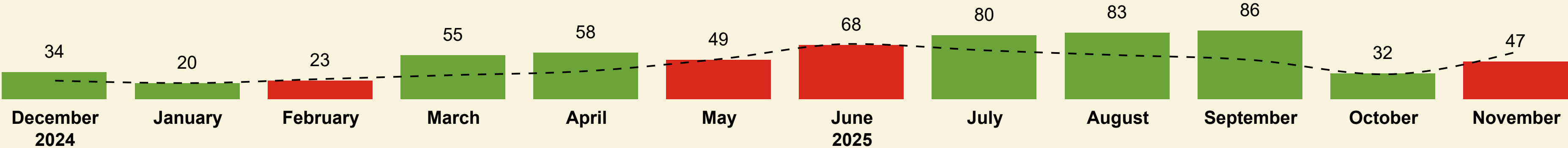
YoY

30

LY: 22 (+36.4%)

Fionnphort - Iona

● This Year
● Last Year



This Month YoY

47

LY: 59 (-20.3%)

YoY

635

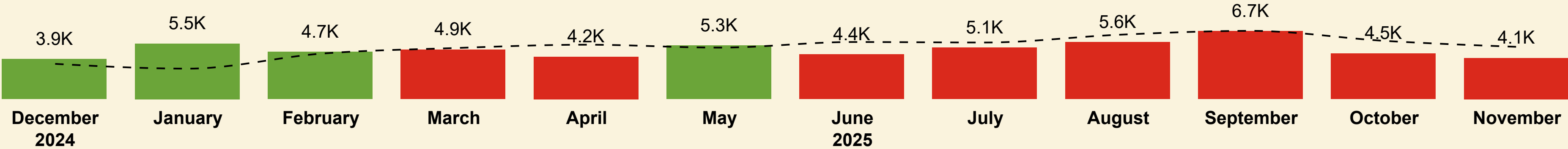
LY: 507 (+25.2%)



Shipped Commercial Vehicle Metres

Oban - Craignure

This Year
Last Year



This Month YoY

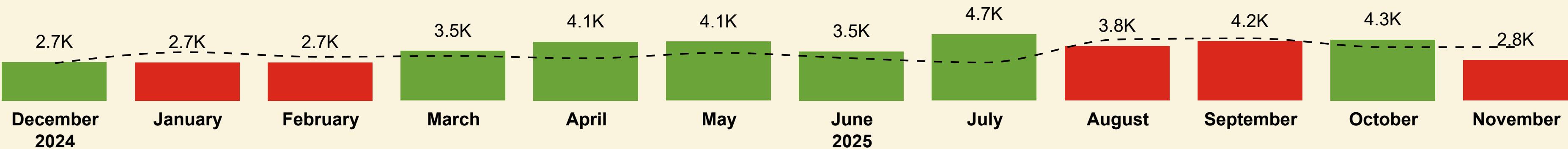
4.1K
LY: 5.2K (-21.2%)

YoY

58.8K
LY: 61.6K (-4.6%)

Fishnish - Lochaline

This Year
Last Year



This Month YoY

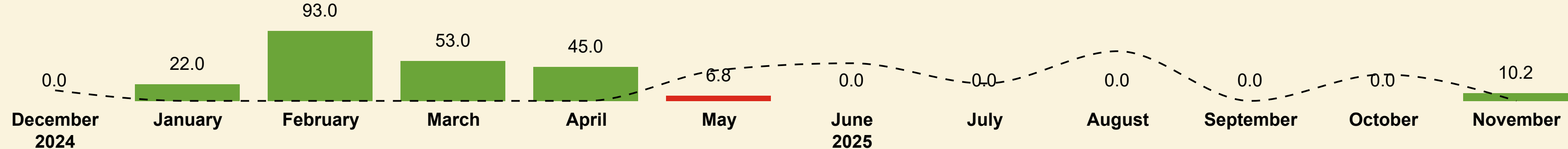
2.8K
LY: 3.8K (-24.4%)

YoY

43.1K
LY: 40.4K (+6.6%)

Tobermory - Kilchoan

This Year
Last Year



This Month YoY

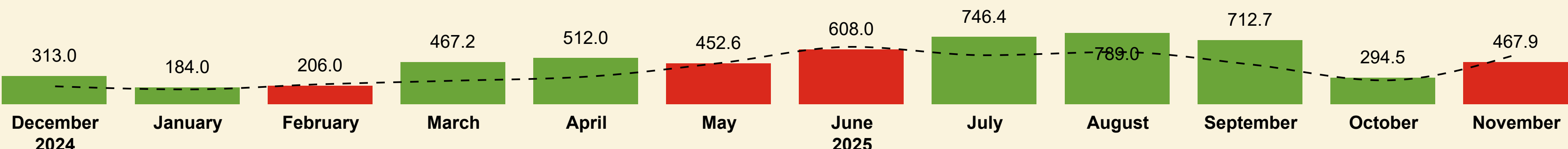
10.2
LY: 0.0

YoY

230.0
LY: 229.2 (+0.3%)

Fionnphort - Iona

This Year
Last Year



This Month YoY

467.9
LY: 550.5 (-15%)

YoY

5.8K
LY: 4.6K (+24.8%)

Mull Total

Contractual Carrying Groups



This Month YoY

29,379

LY: 30,039 (-2.2%)

YoY

963,181

LY: 956,165 (+0.7%)



This Month YoY

10,946

LY: 10,933 (+0.1%)

YoY

233,560

LY: 233,672 (-0%)



This Month YoY

92.56

LY: 81.70 (+13.3%)

YoY

16.98K

LY: 20.62K (-17.6%)



This Month YoY

7.39K

LY: 9.47K (-22%)

YoY

107.83K

LY: 106.87K (+0.9%)

Passengers

Year	Month	Last Year	This Year	Variance %
2024	December	22,865	22,633	-1.0 %
2025	January	20,106	22,324	11.0 %
2025	February	27,694	28,230	1.9 %
2025	March	44,817	40,206	-10.3 %
2025	April	78,034	96,547	23.7 %
2025	May	128,612	128,381	-0.2 %
2025	June	124,276	114,719	-7.7 %
2025	July	149,915	145,400	-3.0 %
2025	August	142,715	152,604	6.9 %
2025	September	118,544	115,339	-2.7 %
2025	October	68,548	67,419	-1.6 %
2025	November	30,039	29,379	-2.2 %
Total		956,165	963,181	0.7 %

Cars

Year	Month	Last Year	This Year	Variance %
2024	December	9,114	8,901	-2.3 %
2025	January	7,729	8,735	13.0 %
2025	February	10,347	10,492	1.4 %
2025	March	15,045	13,712	-8.9 %
2025	April	20,100	22,315	11.0 %
2025	May	27,335	27,309	-0.1 %
2025	June	26,573	23,951	-9.9 %
2025	July	29,157	29,299	0.5 %
2025	August	30,631	31,675	3.4 %
2025	September	27,073	26,918	-0.6 %
2025	October	19,635	19,307	-1.7 %
2025	November	10,933	10,946	0.1 %
Total		233,672	233,560	-0.0 %

Coach Metres

Year	Month	Last Year	This Year	Variance %
2024	December	39.0	14.7	-62.3 %
2025	January	44.6	74.1	66.1 %
2025	February	33.8	70.0	107.1 %
2025	March	171.0	309.3	80.9 %
2025	April	1,100.0	989.5	-10.0 %
2025	May	3,390.4	2,734.7	-19.3 %
2025	June	3,658.9	2,868.8	-21.6 %
2025	July	3,778.2	2,497.7	-33.9 %
2025	August	3,339.6	2,667.9	-20.1 %
2025	September	3,606.3	3,452.0	-4.3 %
2025	October	1,372.7	1,212.5	-11.7 %
2025	November	81.7	92.6	13.3 %
Total		20,616.1	16,983.7	-17.6 %

Commercial Vehicle Metres

Year	Month	Last Year	This Year	Variance %
2024	December	6,318.4	6,966.4	10.3 %
2025	January	6,570.9	8,363.2	27.3 %
2025	February	7,772.1	7,634.7	-1.8 %
2025	March	8,426.5	8,884.8	5.4 %
2025	April	8,637.7	8,861.3	2.6 %
2025	May	8,929.7	9,889.8	10.8 %
2025	June	9,289.9	8,467.1	-8.9 %
2025	July	8,822.2	10,477.6	18.8 %
2025	August	11,285.2	10,226.6	-9.4 %
2025	September	11,543.4	11,597.7	0.5 %
2025	October	9,801.0	9,073.9	-7.4 %
2025	November	9,472.1	7,388.8	-22.0 %
Total		106,869.0	107,831.8	0.9 %

Oban - Craignure

Contractual Carrying Groups



This Month YoY

18,595

LY: 19,248 (-3.4%)

YoY

544,884

LY: 560,714 (-2.8%)



This Month YoY

6,427

LY: 6,508 (-1.2%)

YoY

142,927

LY: 155,005 (-7.8%)



This Month YoY

85.56

LY: 50.70 (+68.8%)

YoY

12.89K

LY: 16.49K (-21.8%)



This Month YoY

4.06K

LY: 5.15K (-21.2%)

YoY

58.77K

LY: 61.62K (-4.6%)

Passengers

Year	Month	Last Year	This Year	Variance %
2024	December	15,784	13,775	-12.7 %
2025	January	12,848	14,842	15.5 %
2025	February	19,023	19,378	1.9 %
2025	March	29,733	24,838	-16.5 %
2025	April	46,700	52,770	13.0 %
2025	May	70,030	65,595	-6.3 %
2025	June	71,400	61,389	-14.0 %
2025	July	85,140	78,992	-7.2 %
2025	August	81,796	87,455	6.9 %
2025	September	68,578	68,398	-0.3 %
2025	October	40,434	38,857	-3.9 %
2025	November	19,248	18,595	-3.4 %
Total		560,714	544,884	-2.8 %

Cars

Year	Month	Last Year	This Year	Variance %
2024	December	6,121	4,877	-20.3 %
2025	January	4,688	5,698	21.5 %
2025	February	6,922	6,851	-1.0 %
2025	March	10,541	8,211	-22.1 %
2025	April	13,927	13,223	-5.1 %
2025	May	16,762	14,717	-12.2 %
2025	June	18,383	14,188	-22.8 %
2025	July	19,865	17,868	-10.1 %
2025	August	20,232	20,923	3.4 %
2025	September	18,734	18,899	0.9 %
2025	October	12,322	11,045	-10.4 %
2025	November	6,508	6,427	-1.2 %
Total		155,005	142,927	-7.8 %

Coach Metres

Year	Month	Last Year	This Year	Variance %
2024	December	27.0	14.7	-45.6 %
2025	January	26.6	61.1	129.7 %
2025	February	20.8	70.0	236.5 %
2025	March	122.0	270.9	122.0 %
2025	April	886.4	808.4	-8.8 %
2025	May	2,606.4	1,919.7	-26.3 %
2025	June	3,008.8	2,085.4	-30.7 %
2025	July	3,039.5	1,608.7	-47.1 %
2025	August	2,616.8	2,144.7	-18.0 %
2025	September	3,089.5	2,832.6	-8.3 %
2025	October	994.5	988.1	-0.6 %
2025	November	50.7	85.6	68.8 %
Total		16,488.9	12,889.9	-21.8 %

Commercial Vehicle Metres

Year	Month	Last Year	This Year	Variance %
2024	December	3,475.3	3,943.5	13.5 %
2025	January	3,006.6	5,474.7	82.1 %
2025	February	4,481.0	4,662.6	4.1 %
2025	March	5,031.7	4,875.1	-3.1 %
2025	April	5,362.8	4,178.4	-22.1 %
2025	May	5,078.3	5,280.9	4.0 %
2025	June	5,629.7	4,407.3	-21.7 %
2025	July	5,580.3	5,072.3	-9.1 %
2025	August	6,343.0	5,609.4	-11.6 %
2025	September	6,728.4	6,705.6	-0.3 %
2025	October	5,746.5	4,499.1	-21.7 %
2025	November	5,153.0	4,061.7	-21.2 %
Total		61,616.6	58,770.6	-4.6 %

Fishnish - Lochaline

Contractual Carrying Groups



This Month YoY

6,082

LY: 6,124 (-0.7%)

YoY

149,895

LY: 130,144 (+15.2%)



This Month YoY

3,462

LY: 3,423 (+1.1%)

YoY

69,386

LY: 59,381 (+16.8%)



This Month YoY

7.00

LY: 31.00 (-77.4%)

YoY

4.00K

LY: 4.05K (-1.1%)



This Month YoY

2.85K

LY: 3.77K (-24.4%)

YoY

43.08K

LY: 40.41K (+6.6%)

Passengers

Year	Month	Last Year	This Year	Variance %
2024	December	4,665	5,984	28.3 %
2025	January	4,559	4,051	-11.1 %
2025	February	4,795	4,990	4.1 %
2025	March	6,484	7,373	13.7 %
2025	April	10,032	14,884	48.4 %
2025	May	18,246	21,574	18.2 %
2025	June	13,982	16,403	17.3 %
2025	July	16,480	21,496	30.4 %
2025	August	19,810	19,493	-1.6 %
2025	September	13,142	14,445	9.9 %
2025	October	11,825	13,120	11.0 %
2025	November	6,124	6,082	-0.7 %
Total		130,144	149,895	15.2 %

Cars

Year	Month	Last Year	This Year	Variance %
2024	December	2,353	3,265	38.8 %
2025	January	2,401	2,230	-7.1 %
2025	February	2,639	2,729	3.4 %
2025	March	3,555	4,168	17.2 %
2025	April	4,562	6,865	50.5 %
2025	May	8,026	9,703	20.9 %
2025	June	5,942	7,192	21.0 %
2025	July	6,581	8,571	30.2 %
2025	August	8,151	8,062	-1.1 %
2025	September	5,977	6,527	9.2 %
2025	October	5,771	6,612	14.6 %
2025	November	3,423	3,462	1.1 %
Total		59,381	69,386	16.8 %

Coach Metres

Year	Month	Last Year	This Year	Variance %
2024	December	12.0	0.0	-100.0 %
2025	January	18.0	13.0	-27.8 %
2025	February	13.0	0.0	-100.0 %
2025	March	49.0	38.4	-21.6 %
2025	April	213.6	174.1	-18.5 %
2025	May	763.0	807.0	5.8 %
2025	June	643.1	745.4	15.9 %
2025	July	716.7	851.0	18.7 %
2025	August	708.8	523.2	-26.2 %
2025	September	502.8	619.4	23.2 %
2025	October	378.2	224.4	-40.7 %
2025	November	31.0	7.0	-77.4 %
Total		4,049.2	4,002.9	-1.1 %

Commercial Vehicle Metres

Year	Month	Last Year	This Year	Variance %
2024	December	2,632.1	2,709.9	3.0 %
2025	January	3,401.3	2,682.5	-21.1 %
2025	February	3,071.1	2,673.1	-13.0 %
2025	March	3,135.3	3,489.5	11.3 %
2025	April	2,970.7	4,125.9	38.9 %
2025	May	3,355.4	4,149.6	23.7 %
2025	June	2,974.1	3,451.8	16.1 %
2025	July	2,675.6	4,658.9	74.1 %
2025	August	4,297.8	3,828.2	-10.9 %
2025	September	4,374.7	4,179.3	-4.5 %
2025	October	3,756.1	4,280.3	14.0 %
2025	November	3,768.7	2,849.0	-24.4 %
Total		40,412.6	43,077.9	6.6 %

Tobermory - Kilchoan

Contractual Carrying Groups



This Month YoY

1,049

LY: 1,016 (+3.2%)

YoY

41,792

LY: 44,341 (-5.7%)



This Month YoY

371

LY: 327 (+13.5%)

YoY

11,249

LY: 11,453 (-1.8%)



This Month YoY

0.00

LY: 0.00

YoY

7.00

LY: 78.00 (-91%)



This Month YoY

10.20

LY: 0.00

YoY

230.00

LY: 229.20 (+0.3%)

Passengers

Year	Month	Last Year	This Year	Variance %
2024	December	527	708	34.3 %
2025	January	541	680	25.7 %
2025	February	949	790	-16.8 %
2025	March	1,367	1,479	8.2 %
2025	April	3,924	5,287	34.7 %
2025	May	6,944	6,780	-2.4 %
2025	June	5,671	5,563	-1.9 %
2025	July	8,513	7,338	-13.8 %
2025	August	6,452	6,546	1.5 %
2025	September	5,421	2,794	-48.5 %
2025	October	3,016	2,778	-7.9 %
2025	November	1,016	1,049	3.2 %
Total		44,341	41,792	-5.7 %

Cars

Year	Month	Last Year	This Year	Variance %
2024	December	167	226	35.3 %
2025	January	182	196	7.7 %
2025	February	274	242	-11.7 %
2025	March	271	494	82.3 %
2025	April	932	1,398	50.0 %
2025	May	1,843	2,062	11.9 %
2025	June	1,600	1,698	6.1 %
2025	July	1,956	1,601	-18.1 %
2025	August	1,402	1,613	15.0 %
2025	September	1,611	512	-68.2 %
2025	October	888	836	-5.9 %
2025	November	327	371	13.5 %
Total		11,453	11,249	-1.8 %

Coach Metres

Year	Month	Last Year	This Year	Variance %
2024	December	0.0	0.0	0.0 %
2025	January	0.0	0.0	0.0 %
2025	February	0.0	0.0	0.0 %
2025	March	0.0	0.0	0.0 %
2025	April	0.0	7.0	0.0 %
2025	May	21.0	0.0	-100.0 %
2025	June	7.0	0.0	-100.0 %
2025	July	22.0	0.0	-100.0 %
2025	August	14.0	0.0	-100.0 %
2025	September	14.0	0.0	-100.0 %
2025	October	0.0	0.0	0.0 %
2025	November	0.0	0.0	0.0 %
Total		78.0	7.0	-91.0 %

Commercial Vehicle Metres

Year	Month	Last Year	This Year	Variance %
2024	December	14.0	0.0	-100.0 %
2025	January	0.0	22.0	0.0 %
2025	February	0.0	93.0	0.0 %
2025	March	0.0	53.0	0.0 %
2025	April	0.0	45.0	0.0 %
2025	May	41.0	6.8	-83.4 %
2025	June	50.0	0.0	-100.0 %
2025	July	23.2	0.0	-100.0 %
2025	August	66.0	0.0	-100.0 %
2025	September	0.0	0.0	0.0 %
2025	October	35.0	0.0	-100.0 %
2025	November	0.0	10.2	0.0 %
Total		229.2	230.0	0.3 %

Fionnphort - Iona

Contractual Carrying Groups



This Month YoY

3,653

LY: 3,651 (+0.1%)

YoY

226,610

LY: 220,966 (+2.6%)



This Month YoY

686

LY: 675 (+1.6%)

YoY

9,998

LY: 7,833 (+27.6%)



This Month YoY

0.00

LY: 0.00

YoY

84.00

LY: 0.00



This Month YoY

467.90

LY: 550.50 (-15%)

YoY

5.75K

LY: 4.61K (+24.8%)

Passengers

Year	Month	Last Year	This Year	Variance %
2024	December	1,889	2,166	14.7 %
2025	January	2,158	2,751	27.5 %
2025	February	2,927	3,072	5.0 %
2025	March	7,233	6,516	-9.9 %
2025	April	17,378	23,606	35.8 %
2025	May	33,392	34,432	3.1 %
2025	June	33,223	31,364	-5.6 %
2025	July	39,782	37,574	-5.6 %
2025	August	34,657	39,110	12.8 %
2025	September	31,403	29,702	-5.4 %
2025	October	13,273	12,664	-4.6 %
2025	November	3,651	3,653	0.1 %
Total		220,966	226,610	2.6 %

Cars

Year	Month	Last Year	This Year	Variance %
2024	December	473	533	12.7 %
2025	January	458	611	33.4 %
2025	February	512	670	30.9 %
2025	March	678	839	23.7 %
2025	April	679	829	22.1 %
2025	May	704	827	17.5 %
2025	June	648	873	34.7 %
2025	July	755	1,259	66.8 %
2025	August	846	1,077	27.3 %
2025	September	751	980	30.5 %
2025	October	654	814	24.5 %
2025	November	675	686	1.6 %
Total		7,833	9,998	27.6 %

Coach Metres

Year	Month	Last Year	This Year	Variance %
2024	December	0.0	0.0	0.0 %
2025	January	0.0	0.0	0.0 %
2025	February	0.0	0.0	0.0 %
2025	March	0.0	0.0	0.0 %
2025	April	0.0	0.0	0.0 %
2025	May	0.0	8.0	0.0 %
2025	June	0.0	38.0	0.0 %
2025	July	0.0	38.0	0.0 %
2025	August	0.0	0.0	0.0 %
2025	September	0.0	0.0	0.0 %
2025	October	0.0	0.0	0.0 %
2025	November	0.0	0.0	0.0 %
Total		0.0	84.0	0.0 %

Commercial Vehicle Metres

Year	Month	Last Year	This Year	Variance %
2024	December	197.0	313.0	58.9 %
2025	January	163.0	184.0	12.9 %
2025	February	220.0	206.0	-6.4 %
2025	March	259.5	467.2	80.0 %
2025	April	304.2	512.0	68.3 %
2025	May	455.0	452.6	-0.5 %
2025	June	636.2	608.0	-4.4 %
2025	July	543.1	746.4	37.4 %
2025	August	578.4	789.0	36.4 %
2025	September	440.3	712.7	61.9 %
2025	October	263.4	294.5	11.8 %
2025	November	550.5	467.9	-15.0 %
Total		4,610.6	5,753.3	24.8 %

Cars



Oban - Craignure				
Year	Month	Last Year	This Year	Var %
2024	December	4,739	3,892	-17.9 %
2025	January	3,649	4,354	19.3 %
2025	February	5,372	5,377	0.1 %
2025	March	8,265	6,452	-21.9 %
2025	April	10,826	10,268	-5.2 %
2025	May	12,770	11,477	-10.1 %
2025	June	15,095	11,302	-25.1 %
2025	July	16,713	14,604	-12.6 %
2025	August	16,447	16,918	2.9 %
2025	September	14,368	14,699	2.3 %
2025	October	9,385	8,391	-10.6 %
2025	November	4,994	5,108	2.3 %
Total		122,623	112,842	-8.0 %


Fishnish - Lochaline				
Year	Month	Last Year	This Year	Var %
2024	December	1,589	2,258	42.1 %
2025	January	1,535	1,404	-8.5 %
2025	February	1,716	1,848	7.7 %
2025	March	2,334	2,846	21.9 %
2025	April	3,280	4,792	46.1 %
2025	May	5,770	6,510	12.8 %
2025	June	4,408	5,286	19.9 %
2025	July	4,782	6,358	33.0 %
2025	August	6,042	5,968	-1.2 %
2025	September	4,264	4,586	7.6 %
2025	October	3,932	4,530	15.2 %
2025	November	2,280	2,481	8.8 %
Total		41,932	48,867	16.5 %

Tobermory - Kilchoan				
Year	Month	Last Year	This Year	Var %
2024	December	126	189	50.0 %
2025	January	156	177	13.5 %
2025	February	251	214	-14.7 %
2025	March	226	395	74.8 %
2025	April	718	1,084	51.0 %
2025	May	1,337	1,462	9.3 %
2025	June	1,207	1,238	2.6 %
2025	July	1,530	1,228	-19.7 %
2025	August	1,058	1,246	17.8 %
2025	September	1,146	165	-85.6 %
2025	October	707	677	-4.2 %
2025	November	276	304	10.1 %
Total		8,738	8,379	-4.1 %

Fionnphort - Iona				
Year	Month	Last Year	This Year	Var %
2024	December	48	262	445.8 %
2025	January	79	375	374.7 %
2025	February	87	345	296.6 %
2025	March	74	465	528.4 %
2025	April	76	504	563.2 %
2025	May	106	486	358.5 %
2025	June	85	479	463.5 %
2025	July	202	635	214.4 %
2025	August	379	545	43.8 %
2025	September	351	550	56.7 %
2025	October	263	457	73.8 %
2025	November	298	338	13.4 %
Total		2,048	5,441	165.7 %



LGVs



Oban - Craignure

Year	Month	Last Year	This Year	Var %
2024	December	807	635	-21.3 %
2025	January	686	888	29.4 %
2025	February	1,045	982	-6.0 %
2025	March	1,258	1,103	-12.3 %
2025	April	1,190	1,002	-15.8 %
2025	May	1,067	944	-11.5 %
2025	June	1,230	896	-27.2 %
2025	July	1,255	1,073	-14.5 %
2025	August	1,206	1,159	-3.9 %
2025	September	1,170	1,225	4.7 %
2025	October	1,197	1,048	-12.4 %
2025	November	917	856	-6.7 %
Total		13,028	11,811	-9.3 %

Fishnish - Lochaline

Year	Month	Last Year	This Year	Var %
2024	December	268	771	187.7 %
2025	January	495	698	41.0 %
2025	February	429	719	67.6 %
2025	March	423	876	107.1 %
2025	April	458	933	103.7 %
2025	May	907	1,123	23.8 %
2025	June	650	990	52.3 %
2025	July	902	1,041	15.4 %
2025	August	936	1,015	8.4 %
2025	September	711	930	30.8 %
2025	October	886	1,223	38.0 %
2025	November	824	721	-12.5 %
Total		7,889	11,040	39.9 %


Tobermory - Kilchoan

Year	Month	Last Year	This Year	Var %
2024	December	10	10	0.0 %
2025	January	3	10	233.3 %
2025	February	2	15	650.0 %
2025	March	3	44	1366.7 %
2025	April	21	46	119.0 %
2025	May	36	64	77.8 %
2025	June	47	55	17.0 %
2025	July	41	47	14.6 %
2025	August	25	43	72.0 %
2025	September	42	3	-92.9 %
2025	October	33	36	9.1 %
2025	November	15	39	160.0 %
Total		278	412	48.2 %

Fionnphort - Iona

Year	Month	Last Year	This Year	Var %
2024	December	59	160	171.2 %
2025	January	45	193	328.9 %
2025	February	59	250	323.7 %
2025	March	36	308	755.6 %
2025	April	45	314	597.8 %
2025	May	29	328	1031.0 %
2025	June	33	376	1039.4 %
2025	July	52	549	955.8 %
2025	August	144	488	238.9 %
2025	September	162	402	148.1 %
2025	October	96	311	224.0 %
Total		1,002	3,906	289.8 %

Motorhomes



Oban - Craignure				
Year	Month	Last Year	This Year	Var %
2024	December	141	137	-2.8 %
2025	January	103	129	25.2 %
2025	February	178	184	3.4 %
2025	March	523	341	-34.8 %
2025	April	1,274	1,494	17.3 %
2025	May	1,885	1,679	-10.9 %
2025	June	1,824	1,390	-23.8 %
2025	July	1,840	1,539	-16.4 %
2025	August	1,797	2,019	12.4 %
2025	September	1,928	2,158	11.9 %
2025	October	887	878	-1.0 %
2025	November	237	239	0.8 %
Total		12,617	12,187	-3.4 %

Fishnish - Lochaline				
Year	Month	Last Year	This Year	Var %
2024	December	19	54	184.2 %
2025	January	28	25	-10.7 %
2025	February	37	57	54.1 %
2025	March	103	142	37.9 %
2025	April	368	721	95.9 %
2025	May	948	1,274	34.4 %
2025	June	541	784	44.9 %
2025	July	567	941	66.0 %
2025	August	738	878	19.0 %
2025	September	557	867	55.7 %
2025	October	407	576	41.5 %
2025	November	80	105	31.3 %
Total		4,393	6,424	46.2 %

Tobermory - Kilchoan				
Year	Month	Last Year	This Year	Var %
2024	December	3	9	200.0 %
2025	January	2	2	0.0 %
2025	February	2	10	400.0 %
2025	March	17	31	82.4 %
2025	April	129	200	55.0 %
2025	May	394	429	8.9 %
2025	June	283	275	-2.8 %
2025	July	290	252	-13.1 %
2025	August	237	230	-3.0 %
2025	September	312	44	-85.9 %
2025	October	108	105	-2.8 %
2025	November	11	18	63.6 %
Total		1,788	1,605	-10.2 %

Fionnphort - Iona				
Year	Month	Last Year	This Year	Var %
2024	December	0	2	0.0 %
2025	January	0	4	0.0 %
2025	February	0	3	0.0 %
2025	March	0	4	0.0 %
2025	April	0	0	0.0 %
2025	May	0	2	0.0 %
2025	June	0	0	0.0 %
2025	July	0	8	0.0 %
2025	August	2	4	100.0 %
2025	September	3	2	-33.3 %
2025	October	4	1	-75.0 %
2025	November	4	1	-75.0 %
Total		13	31	138.5 %



Reliability & Punctuality



Reliability

Route		Fionnphort - Iona		Fishnish - Lochaline		Oban - Craignure		Tobermory - Kilchoan	
Year	Month	Contractual	Actual	Contractual	Actual	Contractual	Actual	Contractual	Actual
2024	December	99.5%	77.6%	99.6%	93.8%	83.7%	68.3%	100.0%	89.0%
2025	January	99.1%	81.7%	100.0%	95.5%	99.4%	95.1%	97.6%	92.9%
	February	100.0%	89.9%	99.6%	98.2%	100.0%	94.7%	100.0%	86.3%
	March	100.0%	96.8%	100.0%	100.0%	98.3%	95.9%	100.0%	95.1%
	April	100.0%	100.0%	100.0%	99.8%	92.9%	91.7%	100.0%	96.5%
	May	99.8%	99.1%	96.9%	96.9%	100.0%	100.0%	99.5%	99.0%
	June	100.0%	100.0%	100.0%	100.0%	100.0%	100.0%	100.0%	100.0%
	July	100.0%	100.0%	99.5%	99.3%	100.0%	100.0%	100.0%	99.8%
	August	100.0%	97.2%	100.0%	97.6%	99.7%	93.8%	100.0%	89.1%
	September	100.0%	98.2%	99.8%	99.0%	99.8%	99.3%	95.0%	84.7%
	October	100.0%	92.3%	100.0%	96.9%	99.0%	86.4%	97.0%	87.8%
	November	98.4%	94.2%	99.3%	99.0%	95.4%	92.6%	100.0%	94.6%
Total		99.8%	95.6%	99.5%	98.1%	97.7%	93.9%	99.0%	93.5%



Punctuality

Route		Fionnphort - Iona		Fishnish - Lochaline		Oban - Craignure		Tobermory - Kilchoan	
Year	Month	Contractual	Actual	Contractual	Actual	Contractual	Actual	Contractual	Actual
2024	December	99.4%	85.3%	99.8%	98.3%	99.6%	42.0%	97.9%	94.5%
2025	January	100.0%	94.8%	100.0%	99.6%	98.8%	80.4%	100.0%	98.7%
	February	99.7%	91.9%	99.4%	97.2%	99.4%	93.0%	100.0%	100.0%
	March	98.2%	91.2%	99.8%	99.4%	99.6%	87.1%	100.0%	98.5%
	April	100.0%	97.1%	99.6%	96.1%	98.5%	93.2%	100.0%	98.5%
	May	99.9%	97.8%	98.5%	90.0%	98.9%	92.6%	100.0%	98.3%
	June	100.0%	97.2%	99.7%	98.7%	99.0%	91.7%	99.5%	96.8%
	July	99.8%	96.9%	98.8%	92.3%	98.4%	92.2%	99.5%	97.8%
	August	100.0%	97.3%	99.7%	96.6%	98.5%	91.6%	100.0%	98.9%
	September	100.0%	95.9%	99.1%	93.1%	99.0%	94.5%	100.0%	99.7%
	October	99.7%	97.1%	95.0%	86.9%	99.5%	97.0%	100.0%	99.3%
	November	100.0%	96.7%	100.0%	99.3%	97.2%	93.8%	100.0%	98.1%
Total		99.8%	95.9%	99.1%	95.3%	98.8%	89.6%	99.8%	98.3%



Reliability & Punctuality Summary

Summary of Scheduled, Operated, Cancelled & Diverted Sailings by Route and Leg

Year	Month	Route	Leg	Operated Sailings	Scheduled Sailings	Additional Sailings	Cancelled Sailings	Diverted Sailings
2025	November	Fionnphort - Iona	Fionnphort-Iona	252	220	44	12	0
2025	November	Fionnphort - Iona	Iona-Fionnphort	261	231	44	14	0
2025	November	Fishnish - Lochaline	Fishnish-Lochaline	287	290	0	3	0
2025	November	Fishnish - Lochaline	Lochaline-Fishnish	287	290	0	3	0
2025	November	Oban - Craginure	Craginure-Castlebay	1		1	0	0
2025	November	Oban - Craginure	Craginure-Oban	180	175	17	12	0
2025	November	Oban - Craginure	Oban-Craginure	179	175	18	14	0
2025	November	Tobermory - Kilchoan	Kilchoan-Tobermory	78	83	0	5	0
2025	November	Tobermory - Kilchoan	Tobermory-Kilchoan	79	83	0	4	0
Total				1,604	1,547	124	67	0

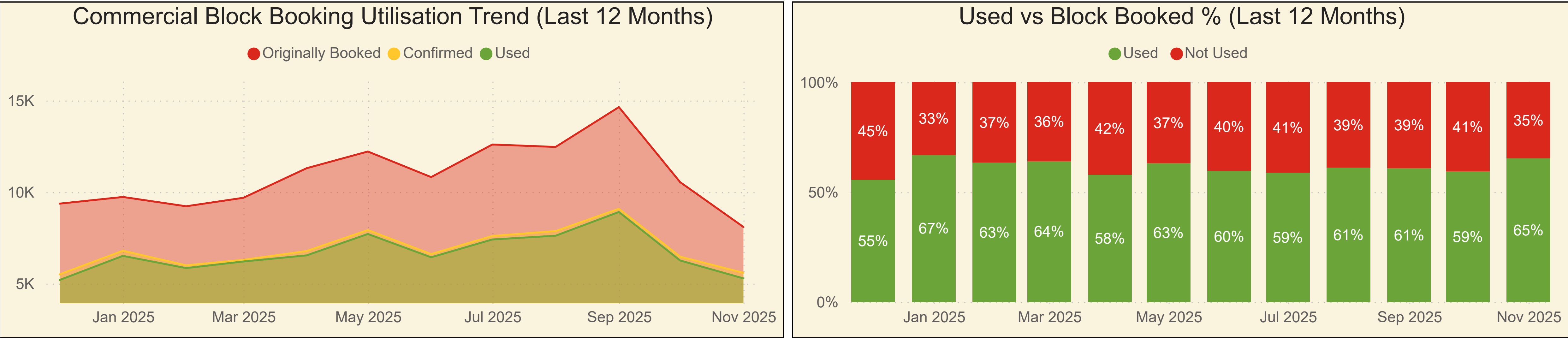
Summary of Cancellations, Lateness & Relief Events by Route and Leg

Year	Month	Route	Leg	Cancelled Sailings	Cancelled (Relief)	Cancelled (No Relief)	On Time	Level 1 Late	Level 1 (Relief)	Level 1 (No Relief)	Level 2 Late	Level 2 (Relief)	Level 2 (No Relief)
2025	November	Fionnphort - Iona	Fionnphort-Iona	12	10	2	197	8	8	0	3	3	0
2025	November	Fionnphort - Iona	Iona-Fionnphort	14	9	5	214	2	2	0	1	1	0
2025	November	Fishnish - Lochaline	Fishnish-Lochaline	3	1	2	286	1	1	0	0	0	0
2025	November	Fishnish - Lochaline	Lochaline-Fishnish	3	1	2	284	3	3	0	0	0	0
2025	November	Oban - Craginure	Craginure-Castlebay	0	0	0	0	0	0	0	0	0	0
2025	November	Oban - Craginure	Craginure-Oban	12	5	7	153	2	1	1	8	6	2
2025	November	Oban - Craginure	Oban-Craginure	14	5	9	151	0	0	0	10	4	6
2025	November	Tobermory - Kilchoan	Kilchoan-Tobermory	5	5	0	77	0	0	0	1	1	0
2025	November	Tobermory - Kilchoan	Tobermory-Kilchoan	4	4	0	77	0	0	0	2	2	0
Total				67	40	27	1,439	16	15	1	25	17	8



Block Booked vs Utilised

Route Name	Month Year	Originally Booked	Booked 24hrs Prior	Confirmed	No Show	Used	Confirmed vs Block Booked	Used vs Confirmed	Used vs Block Booked
Oban - Craignure	Dec-2024	9,367	6,867	5,505	307	5,198	59%	94%	55%
Oban - Craignure	Jan-2025	9,731	8,059	6,793	278	6,515	70%	96%	67%
Oban - Craignure	Feb-2025	9,223	7,417	5,999	152	5,847	65%	97%	63%
Oban - Craignure	Mar-2025	9,686	7,932	6,295	88	6,207	65%	99%	64%
Oban - Craignure	Apr-2025	11,301	8,790	6,777	236	6,541	60%	97%	58%
Oban - Craignure	May-2025	12,214	10,075	7,921	212	7,709	65%	97%	63%
Oban - Craignure	Jun-2025	10,816	8,411	6,612	175	6,437	61%	97%	60%
Oban - Craignure	Jul-2025	12,596	9,296	7,600	191	7,410	60%	97%	59%
Oban - Craignure	Aug-2025	12,464	9,894	7,868	253	7,615	63%	97%	61%
Oban - Craignure	Sep-2025	14,639	11,254	9,085	174	8,911	62%	98%	61%
Oban - Craignure	Oct-2025	10,540	7,616	6,471	209	6,262	61%	97%	59%
Oban - Craignure	Nov-2025	8,095	5,675	5,589	303	5,286	69%	95%	65%
Total		130,673	101,285	82,515	2,577	79,938	63%	97%	61%



Note: This report shows block bookings made by block booking customers for any commercial vehicle over 6 metres in length or any LGV that consumes High Lane Metreage. It does not include any bookings on sailings that were cancelled by CalMac. High Lane Metreage refers to deck meterage for high vehicles such as Commercials or LGVs.