



Shipped Passengers

Ardrossan - Brodick



This Month YoY

32,012


LY: 24,979 (+28.16%)

YoY

689,485

LY: 657,578 (+4.9%)

Claonaig - Lochranza



This Month YoY

1,471

LY: 1,014 (+45.07%)

YoY

78,713

LY: 84,433 (-6.8%)

Tarbert LF - Lochranza



This Month YoY

78

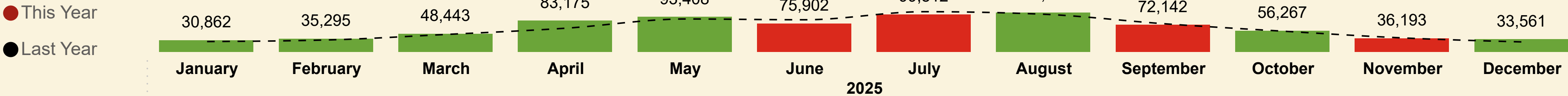
LY: 491 (-84.11%)

YoY

1,970

LY: 1,708 (+15.3%)

Arran Total



This Month YoY

33,561

LY: 26,484 (+26.72%)


YoY

770,168

LY: 743,719 (+3.6%)

Shipped Cars

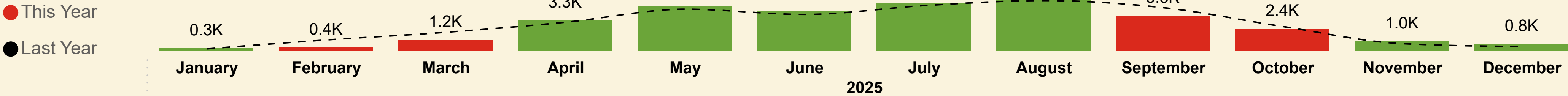
Ardrossan - Brodick



This Month YoY
10,742
LY: 8,092 (+32.75%)

YoY
200,946
LY: 172,326 (+16.6%)

Claonaig - Lochranza



This Month YoY
751
LY: 470 (+59.79%)

YoY
32,828
LY: 33,764 (-2.8%)

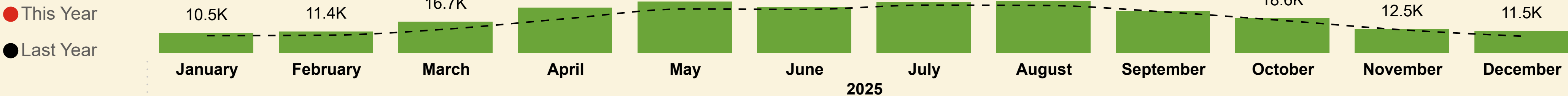
Tarbert LF - Lochranza



This Month YoY
44
LY: 224 (-80.36%)

YoY
975
LY: 841 (+15.9%)

Arran Total



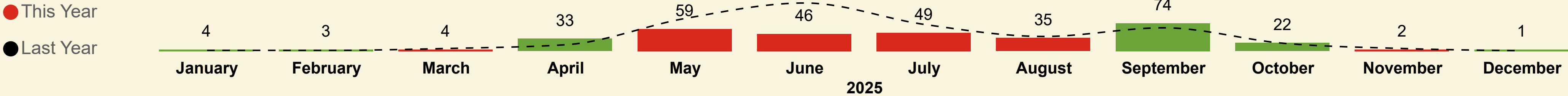
This Month YoY
11,537
LY: 8,786 (+31.31%)

YoY
234,749
LY: 206,931 (+13.4%)



Shipped Coaches

Ardrossan - Brodick



This Month YoY

1

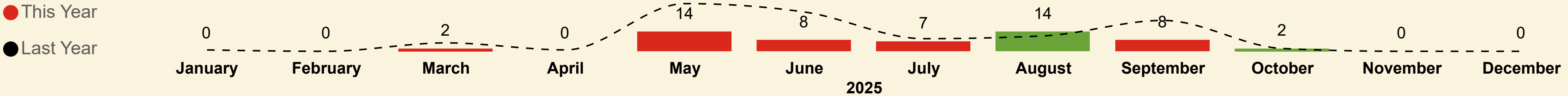
LY: 1 (+0%)

YoY

332

LY: 444 (-25.2%)

Claonaig - Lochranza



This Month YoY

0

LY: 0

YoY

55

LY: 114 (-51.8%)

Tarbert LF - Lochranza



This Month YoY

0

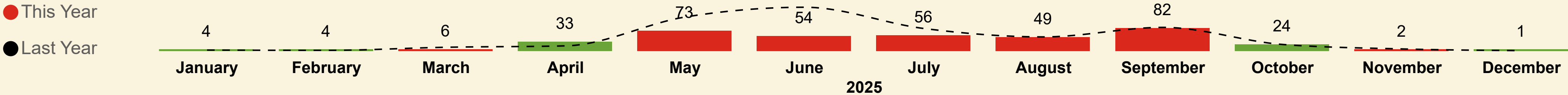
LY: 0

YoY

1

LY: 0

Arran Total



This Month YoY

1

LY: 1 (+0%)

YoY

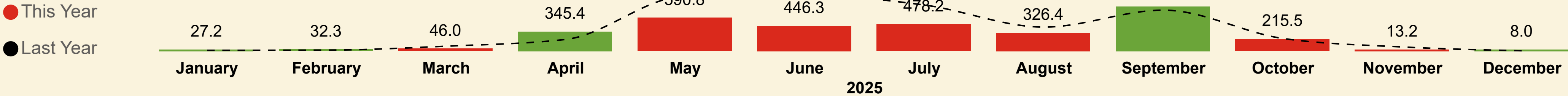
388

LY: 558 (-30.5%)



Shipped Coach Metres

Ardrossan - Brodick



This Month YoY

8.0


LY: 6.5 (+23.1%)

YoY

3.3K

LY: 4.6K (-27.2%)

Claonaig - Lochranza



This Month YoY

0.0

LY: 0.0

YoY

539.3

LY: 857.0 (-37.1%)

Tarbert LF - Lochranza



This Month YoY

0.0

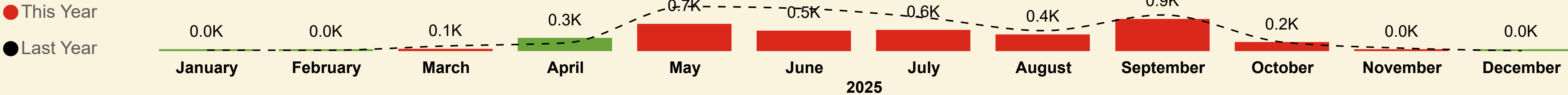
LY: 0.0

YoY

8.0

LY: 0.0

Arran Total



This Month YoY

8.0

LY: 6.5 (+23.1%)

YoY


3.9K

LY: 5.4K (-28.6%)



Shipped Commercial Vehicles

Ardrossan - Brodick



This Month YoY

694

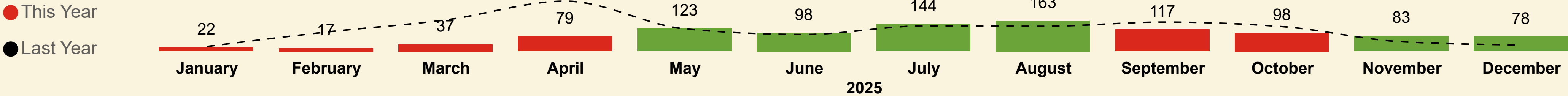
LY: 483 (+43.7%)

YoY

9,356

LY: 8,592 (+8.9%)

Claonaig - Lochranza



This Month YoY

78

LY: 34 (+129.4%)

YoY

1,059

LY: 1,418 (-25.3%)

Tarbert LF - Lochranza



This Month YoY

6

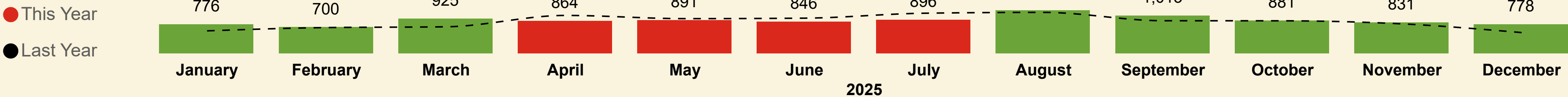
LY: 36 (-83.3%)

YoY

140

LY: 102 (+37.3%)

Arran Total



This Month YoY

778

LY: 553 (+40.7%)

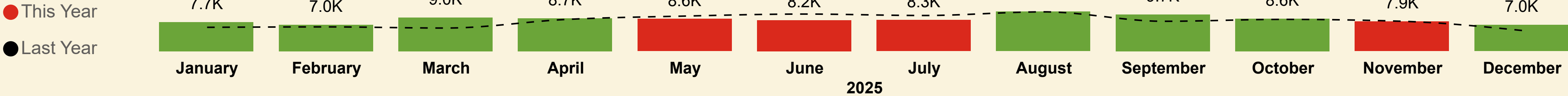
YoY

10,555

LY: 10,112 (+4.4%)

Shipped Commercial Vehicle Metres

Ardrossan - Brodick



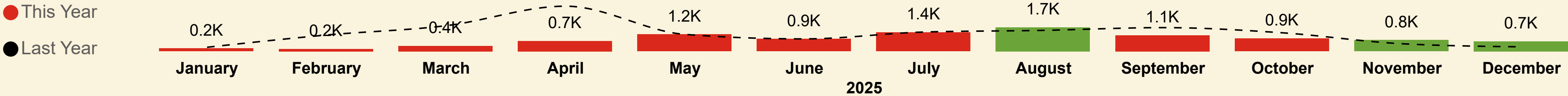
This Month YoY

7.0K
LY: 5.5K (+27.3%)

YoY

101.3K
LY: 96.2K (+5.2%)

Claonaig - Lochranza



This Month YoY

708.1
LY: 318.7 (+122.2%)

YoY

10.2K
LY: 15.3K (-33.3%)

Tarbert LF - Lochranza



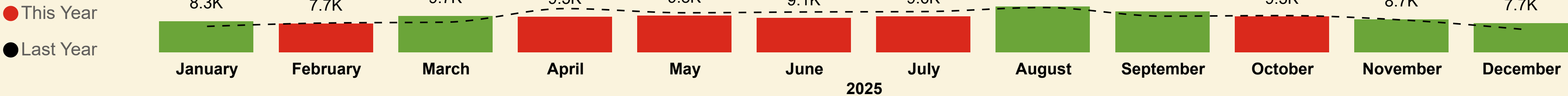
This Month YoY

47.5
LY: 325.8 (-85.4%)

YoY

1.3K
LY: 1.0K (+29.2%)

Arran Total



This Month YoY

7.7K
LY: 6.1K (+26.3%)

YoY

112.8K
LY: 112.6K (+0.2%)

Arran Total

Contractual Carrying Groups



This Month YoY

33,561

LY: 26,484 (+26.7%)

YoY

770,168

LY: 743,719 (+3.6%)



This Month YoY

11,537

LY: 8,786 (+31.3%)

YoY

234,749

LY: 206,931 (+13.4%)



This Month YoY

8.00

LY: 6.50 (+23.1%)

YoY

3.87K

LY: 5.42K (-28.6%)



This Month YoY

7.74K

LY: 6.13K (+26.3%)

YoY

112.78K

LY: 112.57K (+0.2%)

Passengers				
Year	Month	Last Year	This Year	Variance %
2025	January	27,473	30,862	12.3 %
2025	February	31,696	35,295	11.4 %
2025	March	46,454	48,443	4.3 %
2025	April	63,120	83,175	31.8 %
2025	May	87,714	93,408	6.5 %
2025	June	85,661	75,902	-11.4 %
2025	July	107,214	99,812	-6.9 %
2025	August	100,352	105,108	4.7 %
2025	September	75,164	72,142	-4.0 %
2025	October	55,164	56,267	2.0 %
2025	November	37,223	36,193	-2.8 %
2025	December	26,484	33,561	26.7 %
Total		743,719	770,168	3.6 %

Cars				
Year	Month	Last Year	This Year	Variance %
2025	January	9,083	10,453	15.1 %
2025	February	9,334	11,425	22.4 %
2025	March	12,603	16,681	32.4 %
2025	April	18,213	24,298	33.4 %
2025	May	23,444	27,553	17.5 %
2025	June	23,221	24,411	5.1 %
2025	July	25,515	27,235	6.7 %
2025	August	25,346	27,650	9.1 %
2025	September	21,916	22,409	2.2 %
2025	October	17,251	18,599	7.8 %
2025	November	12,219	12,498	2.3 %
2025	December	8,786	11,537	31.3 %
Total		206,931	234,749	13.4 %

Coach Metres				
Year	Month	Last Year	This Year	Variance %
2025	January	20.6	27.2	32.0 %
2025	February	18.0	40.3	123.9 %
2025	March	132.5	60.8	-54.1 %
2025	April	214.2	345.4	61.3 %
2025	May	1,189.5	727.8	-38.8 %
2025	June	1,132.5	546.9	-51.7 %
2025	July	892.4	561.7	-37.1 %
2025	August	542.6	442.3	-18.5 %
2025	September	962.4	860.5	-10.6 %
2025	October	235.0	234.0	-0.4 %
2025	November	73.9	13.2	-82.1 %
2025	December	6.5	8.0	23.1 %
Total		5,420.0	3,868.0	-28.6 %

Commercial Vehicle Metres				
Year	Month	Last Year	This Year	Variance %
2025	January	6,894.7	8,293.1	20.3 %
2025	February	7,792.9	7,655.8	-1.8 %
2025	March	8,023.7	9,693.2	20.8 %
2025	April	11,647.1	9,478.7	-18.6 %
2025	May	10,529.5	9,776.5	-7.2 %
2025	June	10,743.6	9,128.4	-15.0 %
2025	July	10,852.0	9,606.5	-11.5 %
2025	August	11,934.8	12,201.0	2.2 %
2025	September	9,624.9	10,907.8	13.3 %
2025	October	9,780.3	9,545.4	-2.4 %
2025	November	8,613.4	8,749.5	1.6 %
2025	December	6,130.9	7,742.2	26.3 %
Total		112,567.8	112,778.1	0.2 %

Ardrossan - Brodick (Route Total)

Contractual Carrying Groups



This Month YoY

32,012

LY: 24,979 (+28.2%)

YoY

689,485

LY: 657,578 (+4.9%)



This Month YoY

10,742

LY: 8,092 (+32.7%)

YoY

200,946

LY: 172,326 (+16.6%)



This Month YoY

8.00

LY: 6.50 (+23.1%)

YoY

3.32K

LY: 4.56K (-27.2%)



This Month YoY

6.99K

LY: 5.49K (+27.3%)

YoY

101.25K

LY: 96.24K (+5.2%)

Passengers				
Year	Month	Last Year	This Year	Variance %
2025	January	26,610	30,026	12.8 %
2025	February	29,239	33,953	16.1 %
2025	March	42,018	45,829	9.1 %
2025	April	55,884	75,412	34.9 %
2025	May	75,841	81,835	7.9 %
2025	June	75,437	65,710	-12.9 %
2025	July	93,542	86,207	-7.8 %
2025	August	85,633	90,293	5.4 %
2025	September	63,648	63,325	-0.5 %
2025	October	49,363	50,932	3.2 %
2025	November	35,384	33,951	-4.0 %
2025	December	24,979	32,012	28.2 %
Total		657,578	689,485	4.9 %

Cars				
Year	Month	Last Year	This Year	Variance %
2025	January	8,629	9,964	15.5 %
2025	February	8,051	10,757	33.6 %
2025	March	10,519	15,339	45.8 %
2025	April	15,105	21,000	39.0 %
2025	May	18,952	22,702	19.8 %
2025	June	19,295	20,186	4.6 %
2025	July	20,632	22,133	7.3 %
2025	August	19,930	22,034	10.6 %
2025	September	17,262	18,538	7.4 %
2025	October	14,565	16,190	11.2 %
2025	November	11,294	11,361	0.6 %
2025	December	8,092	10,742	32.7 %
Total		172,326	200,946	16.6 %

Coach Metres				
Year	Month	Last Year	This Year	Variance %
2025	January	13.6	27.2	100.0 %
2025	February	18.0	32.3	79.4 %
2025	March	87.5	46.0	-47.4 %
2025	April	207.5	345.4	66.5 %
2025	May	973.5	590.8	-39.3 %
2025	June	988.0	446.3	-54.8 %
2025	July	817.4	478.2	-41.5 %
2025	August	426.6	326.4	-23.5 %
2025	September	726.5	791.5	8.9 %
2025	October	224.1	215.5	-3.8 %
2025	November	73.9	13.2	-82.1 %
2025	December	6.5	8.0	23.1 %
Total		4,563.0	3,320.7	-27.2 %

Commercial Vehicle Metres				
Year	Month	Last Year	This Year	Variance %
2025	January	6,331.7	7,711.1	21.8 %
2025	February	6,443.2	7,021.3	9.0 %
2025	March	6,138.8	8,957.9	45.9 %
2025	April	8,421.1	8,738.2	3.8 %
2025	May	9,325.0	8,573.6	-8.1 %
2025	June	9,858.6	8,247.9	-16.3 %
2025	July	9,478.2	8,255.0	-12.9 %
2025	August	10,442.4	10,494.0	0.5 %
2025	September	7,936.9	9,746.6	22.8 %
2025	October	8,443.8	8,620.2	2.1 %
2025	November	7,935.9	7,899.5	-0.5 %
2025	December	5,486.4	6,986.6	27.3 %
Total		96,242.0	101,251.7	5.2 %

Sailings to/from Troon

Contractual Carrying Groups



This Month YoY

10,367

LY: 6,714 (+3,653)

YoY

573,745

LY: 196,540 (+377,205)

This Month YoY

3,830

LY: 2,621 (+1,209)

YoY

169,107

LY: 67,555 (+101,552)

This Month YoY

0.00

LY: 6.50 (-6.5)

YoY

2.93K

LY: 297.50 (+2.6K)

This Month YoY

3.71K

LY: 1.65K (+2.1K)

YoY

81.59K

LY: 31.50K (+50.1K)

Passengers				
Year	Month	Last Year	This Year	Variance %
2025	January	16	21,433	133856.3 %
2025	February	5,794	33,953	486.0 %
2025	March	5,484	45,829	735.7 %
2025	April	18,250	75,412	313.2 %
2025	May	24,222	81,835	237.9 %
2025	June	20,684	65,710	217.7 %
2025	July	27,614	61,881	124.1 %
2025	August	31,621	90,293	185.5 %
2025	September	30,101	50,764	68.6 %
2025	October	19,829	23,564	18.8 %
2025	November	6,211	12,704	104.5 %
2025	December	6,714	10,367	54.4 %
Total		196,540	573,745	191.9 %

Cars				
Year	Month	Last Year	This Year	Variance %
2025	January	1	7,507	750600.0 %
2025	February	1,431	10,757	651.7 %
2025	March	1,473	15,339	941.3 %
2025	April	6,624	21,000	217.0 %
2025	May	8,311	22,702	173.2 %
2025	June	7,959	20,186	153.6 %
2025	July	9,367	16,835	79.7 %
2025	August	10,139	22,034	117.3 %
2025	September	9,816	15,968	62.7 %
2025	October	7,123	8,218	15.4 %
2025	November	2,690	4,731	75.9 %
2025	December	2,621	3,830	46.1 %
Total		67,555	169,107	150.3 %

Coach Metres				
Year	Month	Last Year	This Year	Variance %
2025	January	0.0	13.8	0.0 %
2025	February	7.0	32.3	361.4 %
2025	March	0.0	46.0	0.0 %
2025	April	36.0	345.4	859.4 %
2025	May	116.8	590.8	405.8 %
2025	June	13.4	446.3	3230.6 %
2025	July	13.0	374.3	2779.2 %
2025	August	47.5	326.4	587.2 %
2025	September	18.5	642.9	3374.9 %
2025	October	38.8	116.4	200.0 %
2025	November	0.0	0.0	0.0 %
2025	December	6.5	0.0	-100.0 %
Total		297.5	2,934.6	886.4 %

Commercial Vehicle Metres				
Year	Month	Last Year	This Year	Variance %
2025	January	147.5	6,119.9	4049.1 %
2025	February	2,117.2	7,021.3	231.6 %
2025	March	382.9	8,957.9	2239.5 %
2025	April	3,253.0	8,738.2	168.6 %
2025	May	3,786.3	8,573.6	126.4 %
2025	June	3,761.8	8,247.9	119.3 %
2025	July	3,158.1	5,036.3	59.5 %
2025	August	3,687.2	10,494.0	184.6 %
2025	September	3,819.9	8,101.9	112.1 %
2025	October	3,670.8	3,592.8	-2.1 %
2025	November	2,061.3	2,998.2	45.5 %
2025	December	1,649.7	3,706.1	124.7 %
Total		31,495.7	81,588.0	159.0 %

Sailings to/from Ardrossan

Contractual Carrying Groups



This Month YoY

21,645

LY: 18,265 (+18.5%)

YoY

115,740

LY: 461,038 (-74.9%)



This Month YoY

6,912

LY: 5,471 (+26.3%)

YoY

31,839

LY: 104,771 (-69.6%)



This Month YoY

8.00

LY: 0.00

YoY

386.15

LY: 4.27K (-90.9%)



This Month YoY

3.28K

LY: 3.84K (-14.5%)

YoY

19.66K

LY: 64.75K (-69.6%)

Passengers				
Year	Month	Last Year	This Year	Variance %
2025	January	26,594	8,593	-67.7 %
2025	February	23,445		-100.0 %
2025	March	36,534		-100.0 %
2025	April	37,634		-100.0 %
2025	May	51,619		-100.0 %
2025	June	54,753		-100.0 %
2025	July	65,928	24,326	-63.1 %
2025	August	54,012		-100.0 %
2025	September	33,547	12,561	-62.6 %
2025	October	29,534	27,368	-7.3 %
2025	November	29,173	21,247	-27.2 %
2025	December	18,265	21,645	18.5 %
Total		461,038	115,740	-74.9 %

Cars				
Year	Month	Last Year	This Year	Variance %
2025	January	8,628	2,457	-71.5 %
2025	February	6,620		-100.0 %
2025	March	9,046		-100.0 %
2025	April	8,481		-100.0 %
2025	May	10,641		-100.0 %
2025	June	11,336		-100.0 %
2025	July	11,265	5,298	-53.0 %
2025	August	9,791		-100.0 %
2025	September	7,446	2,570	-65.5 %
2025	October	7,442	7,972	7.1 %
2025	November	8,604	6,630	-22.9 %
2025	December	5,471	6,912	26.3 %
Total		104,771	31,839	-69.6 %

Coach Metres				
Year	Month	Last Year	This Year	Variance %
2025	January	13.6	13.4	-1.5 %
2025	February	11.0		-100.0 %
2025	March	87.5		-100.0 %
2025	April	171.5		-100.0 %
2025	May	856.7		-100.0 %
2025	June	974.6		-100.0 %
2025	July	804.4	103.9	-87.1 %
2025	August	379.1		-100.0 %
2025	September	708.0	148.6	-79.0 %
2025	October	185.3	99.1	-46.5 %
2025	November	73.9	13.2	-82.1 %
2025	December	0.0	8.0	0.0 %
Total		4,265.5	386.2	-90.9 %

Commercial Vehicle Metres				
Year	Month	Last Year	This Year	Variance %
2025	January	6,184.2	1,591.2	-74.3 %
2025	February	4,326.0		-100.0 %
2025	March	5,755.9		-100.0 %
2025	April	5,168.1		-100.0 %
2025	May	5,538.7		-100.0 %
2025	June	6,096.8		-100.0 %
2025	July	6,320.1	3,218.7	-49.1 %
2025	August	6,755.2		-100.0 %
2025	September	4,117.0	1,644.7	-60.1 %
2025	October	4,773.0	5,027.4	5.3 %
2025	November	5,874.6	4,901.3	-16.6 %
2025	December	3,836.7	3,280.5	-14.5 %
Total		64,746.3	19,663.8	-69.6 %

Claonaig - Lochranza

Contractual Carrying Groups



This Month YoY

1,471

LY: 1,014 (+45.1%)

YoY

78,713

LY: 84,433 (-6.8%)



This Month YoY

751

LY: 470 (+59.8%)

YoY

32,828

LY: 33,764 (-2.8%)



This Month YoY

0.00

LY: 0.00

YoY

539.30

LY: 857.00 (-37.1%)



This Month YoY

708.10

LY: 318.70 (+122.2%)

YoY

10.21K

LY: 15.31K (-33.3%)

Passengers				
Year	Month	Last Year	This Year	Variance %
2025	January	451	493	9.3 %
2025	February	2,275	715	-68.6 %
2025	March	4,281	2,305	-46.2 %
2025	April	7,189	7,763	8.0 %
2025	May	11,873	11,573	-2.5 %
2025	June	10,224	10,192	-0.3 %
2025	July	13,672	13,583	-0.7 %
2025	August	14,719	14,681	-0.3 %
2025	September	11,516	8,656	-24.8 %
2025	October	5,652	5,248	-7.1 %
2025	November	1,567	2,033	29.7 %
2025	December	1,014	1,471	45.1 %
Total		84,433	78,713	-6.8 %

Cars				
Year	Month	Last Year	This Year	Variance %
2025	January	230	293	27.4 %
2025	February	1,188	368	-69.0 %
2025	March	2,011	1,189	-40.9 %
2025	April	3,090	3,298	6.7 %
2025	May	4,492	4,851	8.0 %
2025	June	3,926	4,225	7.6 %
2025	July	4,883	5,092	4.3 %
2025	August	5,416	5,554	2.5 %
2025	September	4,654	3,801	-18.3 %
2025	October	2,622	2,368	-9.7 %
2025	November	782	1,038	32.7 %
2025	December	470	751	59.8 %
Total		33,764	32,828	-2.8 %

Coach Metres				
Year	Month	Last Year	This Year	Variance %
2025	January	7.0	0.0	-100.0 %
2025	February	0.0	0.0	0.0 %
2025	March	45.0	14.8	-67.1 %
2025	April	6.7	0.0	-100.0 %
2025	May	216.0	137.0	-36.6 %
2025	June	144.5	100.6	-30.4 %
2025	July	75.0	83.5	11.3 %
2025	August	116.0	115.9	-0.1 %
2025	September	235.9	69.0	-70.8 %
2025	October	10.9	18.5	69.7 %
2025	November	0.0	0.0	0.0 %
2025	December	0.0	0.0	0.0 %
Total		857.0	539.3	-37.1 %

Commercial Vehicle Metres				
Year	Month	Last Year	This Year	Variance %
2025	January	288.0	206.0	-28.5 %
2025	February	1,161.2	171.0	-85.3 %
2025	March	1,826.4	383.8	-79.0 %
2025	April	3,216.0	740.5	-77.0 %
2025	May	1,204.5	1,202.9	-0.1 %
2025	June	885.0	880.5	-0.5 %
2025	July	1,373.8	1,351.5	-1.6 %
2025	August	1,492.4	1,707.0	14.4 %
2025	September	1,688.0	1,144.3	-32.2 %
2025	October	1,318.0	918.7	-30.3 %
2025	November	539.0	800.6	48.5 %
2025	December	318.7	708.1	122.2 %
Total		15,311.0	10,214.8	-33.3 %

Tarbert LF - Lochranza

Contractual Carrying Groups



This Month YoY

78

LY: 491 (-84.1%)

YoY

1,970

LY: 1,708 (+15.3%)



This Month YoY

44

LY: 224 (-80.4%)

YoY

975

LY: 841 (+15.9%)



This Month YoY

0.00

LY: 0.00

YoY

8.00

LY: 0.00



This Month YoY

47.50

LY: 325.80 (-85.4%)

YoY

1.31K

LY: 1.01K (+29.2%)

Passengers				
Year	Month	Last Year	This Year	Variance %
2025	January	412	343	-16.7 %
2025	February	182	627	244.5 %
2025	March	155	309	99.4 %
2025	April	47		-100.0 %
2025	July		22	
2025	August		134	
2025	September		161	
2025	October	149	87	-41.6 %
2025	November	272	209	-23.2 %
2025	December	491	78	-84.1 %
Total		1,708	1,970	15.3 %

Cars				
Year	Month	Last Year	This Year	Variance %
2025	January	224	196	-12.5 %
2025	February	95	300	215.8 %
2025	March	73	153	109.6 %
2025	April	18		-100.0 %
2025	July		10	0.0 %
2025	August		62	0.0 %
2025	September		70	0.0 %
2025	October	64	41	-35.9 %
2025	November	143	99	-30.8 %
2025	December	224	44	-80.4 %
Total		841	975	15.9 %

Coach Metres				
Year	Month	Last Year	This Year	Variance %
2025	January	0.0	0.0	0.0 %
2025	February	0.0	8.0	0.0 %
2025	March	0.0	0.0	0.0 %
2025	April	0.0		0.0 %
2025	July		0.0	0.0 %
2025	August		0.0	0.0 %
2025	September		0.0	0.0 %
2025	October	0.0	0.0	0.0 %
2025	November	0.0	0.0	0.0 %
2025	December	0.0	0.0	0.0 %
Total		0.0	8.0	0.0 %

Commercial Vehicle Metres				
Year	Month	Last Year	This Year	Variance %
2025	January	275.0	376.0	36.7 %
2025	February	188.5	463.5	145.9 %
2025	March	58.5	351.5	500.9 %
2025	April	10.0		-100.0 %
2025	July		0.0	0.0 %
2025	August		0.0	0.0 %
2025	September		17.0	0.0 %
2025	October	18.5	6.5	-64.9 %
2025	November	138.5	49.5	-64.3 %
2025	December	325.8	47.5	-85.4 %
Total		1,014.8	1,311.5	29.2 %

Cars



Sailings to/from Troon

Year	Month	Last Year	This Year	Var %
2025	January	0	6,198	0.0 %
2025	February	1,085	9,290	756.2 %
2025	March	1,333	13,133	885.2 %
2025	April	5,827	17,803	205.5 %
2025	May	7,554	18,792	148.8 %
2025	June	7,177	16,995	136.8 %
2025	July	8,355	14,797	77.1 %
2025	August	9,250	19,065	106.1 %
2025	September	8,613	13,387	55.4 %
2025	October	6,022	7,032	16.8 %
2025	November	2,182	4,096	87.7 %
2025	December	2,129	3,231	51.8 %
Total		59,527	143,819	141.6 %

Sailings to/from Ardrossan

Year	Month	Last Year	This Year	Var %
2025	January	6,469	5,178	-20.0 %
2025	February	5,935	4,557	-23.2 %
2025	March	8,291	6,459	-22.1 %
2025	April	10,135	8,768	-13.5 %
2025	May	12,227	9,211	-24.7 %
2025	June	12,893	8,293	-35.7 %
2025	July	13,369	11,731	-12.3 %
2025	August	12,906	9,659	-25.2 %
2025	September	10,339	8,914	-13.8 %
2025	October	9,342	10,139	8.5 %
2025	November	8,458	7,674	-9.3 %
2025	December	5,665	7,223	27.5 %
Total		116,029	97,806	-15.7 %


Claonaig - Lochranza

Year	Month	Last Year	This Year	Var %
2025	January	63	231	266.7 %
2025	February	746	288	-61.4 %
2025	March	1,032	914	-11.4 %
2025	April	1,985	2,397	20.8 %
2025	May	2,787	3,511	26.0 %
2025	June	2,820	3,167	12.3 %
2025	July	3,861	4,106	6.3 %
2025	August	4,308	4,148	-3.7 %
2025	September	3,475	2,695	-22.4 %
2025	October	1,992	1,851	-7.1 %
2025	November	587	786	33.9 %
2025	December	378	559	47.9 %
Total		24,034	24,653	2.6 %

Tarbert LF - Lochranza

Year	Month	Last Year	This Year	Var %
2025	January	125	116	-7.2 %
2025	February	46	236	413.0 %
2025	March	52	119	128.8 %
2025	April	0		0.0 %
2025	July		8	0.0 %
2025	August		28	0.0 %
2025	September		55	0.0 %
2025	October	42	36	-14.3 %
2025	November	95	81	-14.7 %
2025	December	174	33	-81.0 %
Total		534	712	33.3 %

LGVs




Sailings to/from Troon				
Year	Month	Last Year	This Year	Var %
2025	January	0	909	0.0 %
2025	February	96	1,068	1012.5 %
2025	March	77	1,443	1774.0 %
2025	April	575	1,546	168.9 %
2025	May	699	1,641	134.8 %
2025	June	564	1,471	160.8 %
2025	July	586	951	62.3 %
2025	August	535	1,262	135.9 %
2025	September	626	1,299	107.5 %
2025	October	648	620	-4.3 %
2025	November	367	507	38.1 %
2025	December	282	467	65.6 %
Total		5,055	13,184	160.8 %

Sailings to/from Ardrossan				
Year	Month	Last Year	This Year	Var %
2025	January	694	266	-61.7 %
2025	February	551		-100.0 %
2025	March	767		-100.0 %
2025	April	665		-100.0 %
2025	May	733		-100.0 %
2025	June	760		-100.0 %
2025	July	707	394	-44.3 %
2025	August	631		-100.0 %
2025	September	578	178	-69.2 %
2025	October	604	773	28.0 %
2025	November	914	733	-19.8 %
2025	December	597	699	17.1 %
Total		8,201	3,043	-62.9 %

Claonaig - Lochranza				
Year	Month	Last Year	This Year	Var %
2025	January	9	44	388.9 %
2025	February	79	30	-62.0 %
2025	March	125	98	-21.6 %
2025	April	126	176	39.7 %
2025	May	137	181	32.1 %
2025	June	127	183	44.1 %
2025	July	239	256	7.1 %
2025	August	198	346	74.7 %
2025	September	255	240	-5.9 %
2025	October	244	154	-36.9 %
2025	November	86	154	79.1 %
2025	December	44	103	134.1 %
Total		1,669	1,965	17.7 %

Tarbert LF - Lochranza				
Year	Month	Last Year	This Year	Var %
2025	January	20	63	215.0 %
2025	February	8	45	462.5 %
2025	March	10	20	100.0 %
2025	April	0		0.0 %
2025	July		1	0.0 %
2025	August		2	0.0 %
2025	September		4	0.0 %
2025	October	6	2	-66.7 %
2025	November	28	12	-57.1 %
2025	December	35	7	-80.0 %
Total		107	156	45.8 %

Motorhomes



Sailings to/from Troon				
Year	Month	Last Year	This Year	Var %
2025	January	0	118	0.0 %
2025	February	20	242	1110.0 %
2025	March	22	478	2072.7 %
2025	April	37	1,116	2916.2 %
2025	May	52	1,498	2780.8 %
2025	June	13	1,143	8692.3 %
2025	July	163	807	395.1 %
2025	August	186	1,139	512.4 %
2025	September	336	973	189.6 %
2025	October	192	340	77.1 %
2025	November	52	70	34.6 %
2025	December	43	52	20.9 %
Total		1,116	7,976	614.7 %

Sailings to/from Ardrossan				
Year	Month	Last Year	This Year	Var %
2025	January	140	58	-58.6 %
2025	February	116		-100.0 %
2025	March	275		-100.0 %
2025	April	514		-100.0 %
2025	May	921		-100.0 %
2025	June	828		-100.0 %
2025	July	649	262	-59.6 %
2025	August	558		-100.0 %
2025	September	585	161	-72.5 %
2025	October	334	359	7.5 %
2025	November	244	155	-36.5 %
2025	December	136	204	50.0 %
Total		5,300	1,199	-77.4 %

Claonaig - Lochranza				
Year	Month	Last Year	This Year	Var %
2025	January	2	10	400.0 %
2025	February	33	31	-6.1 %
2025	March	64	109	70.3 %
2025	April	333	487	46.2 %
2025	May	668	702	5.1 %
2025	June	568	523	-7.9 %
2025	July	521	523	0.4 %
2025	August	559	670	19.9 %
2025	September	719	594	-17.4 %
2025	October	251	206	-17.9 %
2025	November	55	53	-3.6 %
2025	December	20	41	105.0 %
Total		3,793	3,949	4.1 %

Tarbert LF - Lochranza				
Year	Month	Last Year	This Year	Var %
2025	January	4	7	75.0 %
2025	February	3	9	200.0 %
2025	March	0	6	0.0 %
2025	April	0		0.0 %
2025	July		1	0.0 %
2025	August		5	0.0 %
2025	September		12	0.0 %
2025	October	9	2	-77.8 %
2025	November	7	2	-71.4 %
2025	December	6	2	-66.7 %
Total		29	46	58.6 %

Reliability & Punctuality



Reliability							
Route		Ardrossan - Brodick		Claonaig - Lochranza		Tarbert LF - Lochranza	
Year	Month	Contractual	Actual	Contractual	Actual	Contractual	Actual
2025	January	99.5%	88.3%	100.0%	100.0%	100.0%	96.6%
	February	95.7%	83.3%	100.0%	100.0%	100.0%	87.5%
	March	96.7%	90.3%	100.0%	92.6%	100.0%	96.3%
	April	100.0%	97.7%	100.0%	100.0%	100.0%	100.0%
	May	100.0%	99.7%	100.0%	100.0%	100.0%	100.0%
	June	100.0%	98.0%	100.0%	100.0%	100.0%	100.0%
	July	91.5%	91.0%	100.0%	100.0%	100.0%	100.0%
	August	98.9%	91.8%	100.0%	94.3%	100.0%	100.0%
	September	100.0%	99.4%	96.0%	90.6%	100.0%	100.0%
	October	96.4%	81.4%	100.0%	89.1%	100.0%	100.0%
	November	90.0%	75.7%	100.0%	88.3%	100.0%	100.0%
	December	98.8%	74.7%	100.0%	80.0%	100.0%	100.0%
Total		97.1%	88.8%	99.5%	94.8%	100.0%	93.5%

Punctuality							
Route		Ardrossan - Brodick		Claonaig - Lochranza		Tarbert LF - Lochranza	
Year	Month	Contractual	Actual	Contractual	Actual	Contractual	Actual
2025	January	97.1%	90.9%	100.0%	100.0%	100.0%	48.2%
	February	95.3%	81.7%	100.0%	100.0%	100.0%	51.0%
	March	97.9%	91.1%	100.0%	100.0%	100.0%	51.9%
	April	96.5%	83.0%	100.0%	100.0%	100.0%	100.0%
	May	96.6%	85.9%	99.6%	98.3%	100.0%	100.0%
	June	99.4%	94.6%	100.0%	98.1%	100.0%	100.0%
	July	96.6%	81.3%	99.4%	93.2%	100.0%	100.0%
	August	98.2%	91.7%	99.0%	89.8%	100.0%	100.0%
	September	98.5%	81.6%	98.6%	85.3%	100.0%	100.0%
	October	96.4%	86.7%	99.8%	97.0%	100.0%	100.0%
	November	94.3%	84.6%	100.0%	91.8%	100.0%	100.0%
	December	91.0%	82.1%	100.0%	96.9%	100.0%	100.0%
Total		96.6%	86.4%	99.6%	94.6%	100.0%	50.3%

Reliability & Punctuality Summary

Summary of Scheduled, Operated, Cancelled & Diverted Sailings
by Route & Leg

Year	Month	Route	Leg	Operated Sailings	Scheduled Sailings	Additional Sailings	Cancelled Sailings	Diverted Sailings
2025	December	Ardrossan - Brodick	Ardrossan-Brodick	94	142	0	48	0
2025	December	Ardrossan - Brodick	Brodick-Ardrossan	93	131	0	38	0
2025	December	Ardrossan - Brodick	Brodick-Troon	75	69	13	7	11
2025	December	Ardrossan - Brodick	Troon-Brodick	75	61	23	9	0
2025	December	Claonaig - Lochranza	Claonaig-Lochranza	107	140	0	33	0
2025	December	Claonaig - Lochranza	Lochranza-Claonaig	107	130	0	23	0
2025	December	Claonaig - Lochranza	Lochranza-Tarbert (Loch Fyne)	10	10	0	0	10
2025	December	Tarbert LF - Lochranza	Tarbert (Loch Fyne)-Lochranza	10		10	0	0
Total				571	683	46	158	21

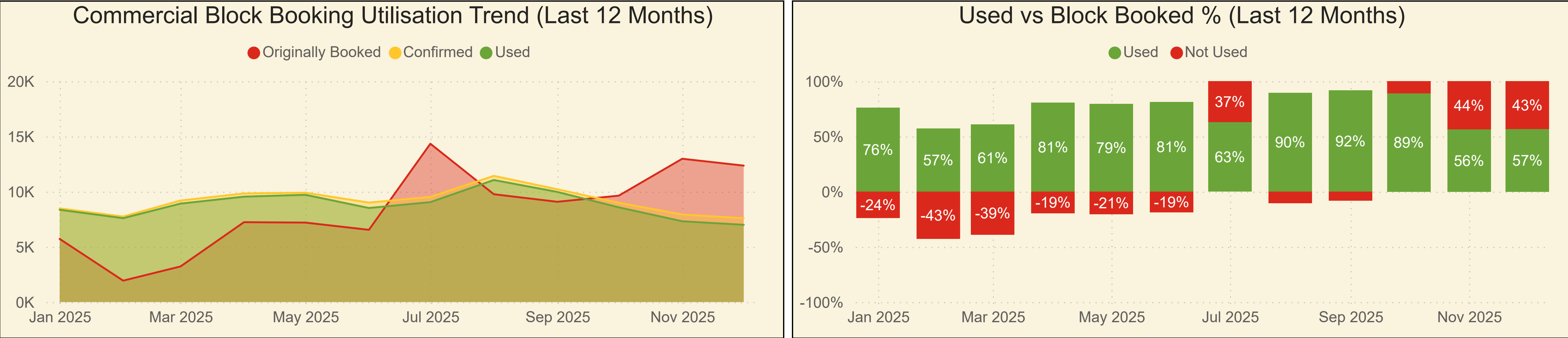
Summary of Cancellations, Lateness & Relief Events
by Route & Leg

Year	Month	Route	Leg	Cancelled Sailings	Cancelled (Relief)	Cancelled (No Relief)	On Time	Level 1 Late	Level 1 (Relief)	Level 1 (No Relief)	Level 2 Late	Level 2 (Relief)	Level 2 (No Relief)
2025	December	Ardrossan - Brodick	Ardrossan-Brodick	48	45	3	79	10	7	3	5	3	2
2025	December	Ardrossan - Brodick	Brodick-Ardrossan	38	36	2	88	3	2	1	2	2	0
2025	December	Ardrossan - Brodick	Brodick-Troon	7	7	0	36	12	1	11	14	7	7
2025	December	Ardrossan - Brodick	Troon-Brodick	9	9	0	44	0	0	0	8	5	3
2025	December	Tarbert LF - Lochranza	Tarbert (Loch Fyne)-Lochranza	0	0	0	0	0	0	0	0	0	0
Total				102	97	5	247	25	10	15	29	17	12



Block Booked vs Utilised

Route Name	Month Year	Originally Booked	Booked 24hrs Prior	Confirmed	No Show	Used	Confirmed vs Block Booked	Used vs Confirmed	Used vs Block Booked
Ardrossan - Brodick	Jan-2025	5,721	10,472	8,484	126	8,358	148%	99%	146%
Ardrossan - Brodick	Feb-2025	1,940	9,685	7,745	148	7,597	399%	98%	392%
Ardrossan - Brodick	Mar-2025	3,225	11,653	9,195	277	8,918	285%	97%	277%
Ardrossan - Brodick	Apr-2025	7,236	11,464	9,839	293	9,547	136%	97%	132%
Ardrossan - Brodick	May-2025	7,197	11,329	9,907	194	9,713	138%	98%	135%
Ardrossan - Brodick	Jun-2025	6,543	10,552	9,011	491	8,520	138%	95%	130%
Ardrossan - Brodick	Jul-2025	14,340	11,086	9,523	474	9,049	66%	95%	63%
Ardrossan - Brodick	Aug-2025	9,766	12,863	11,427	373	11,055	117%	97%	113%
Ardrossan - Brodick	Sep-2025	9,083	11,322	10,217	241	9,976	112%	98%	110%
Ardrossan - Brodick	Oct-2025	9,636	9,355	8,994	417	8,577	93%	95%	89%
Ardrossan - Brodick	Nov-2025	12,980	8,068	7,927	610	7,317	61%	92%	56%
Ardrossan - Brodick	Dec-2025	12,358	7,433	7,596	598	6,999	61%	92%	57%
Total		100,025	125,282	109,863	4,240	105,623	110%	96%	106%



Note: This report shows block bookings made by block booking customers for any commercial vehicle over 6 metres in length or any LGV that consumes High Lane Metreage. It does not include any bookings on sailings that were cancelled by CalMac. High Lane Metreage refers to deck meterage for high vehicles such as Commercials or LGVs.