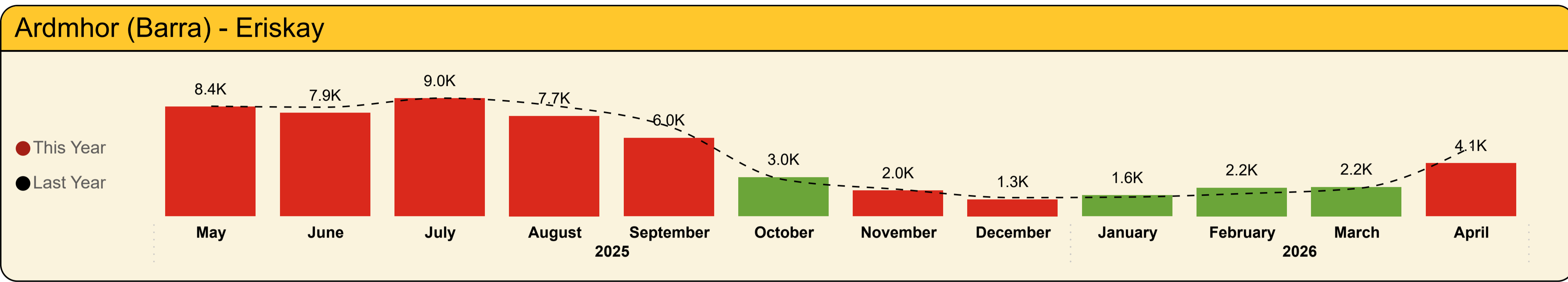


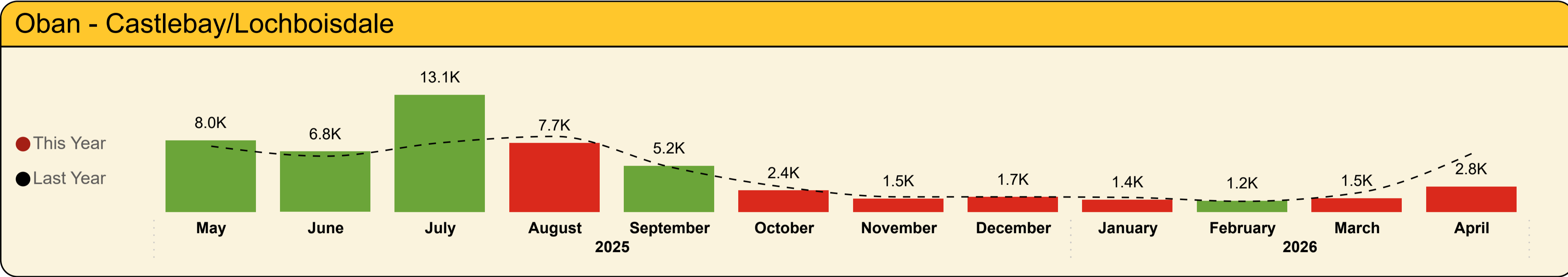


Shipped Passengers



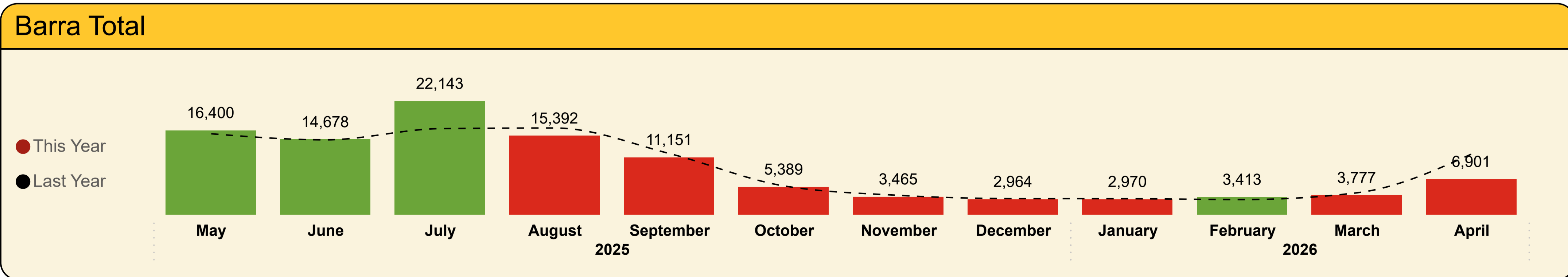
This Month YoY
4,057
LY: 5,302 (-23.48%)

YoY
55,306
LY: 58,007 (-4.7%)



This Month YoY
2,844
LY: 6,539 (-56.51%)

YoY
53,337
LY: 52,420 (+1.7%)

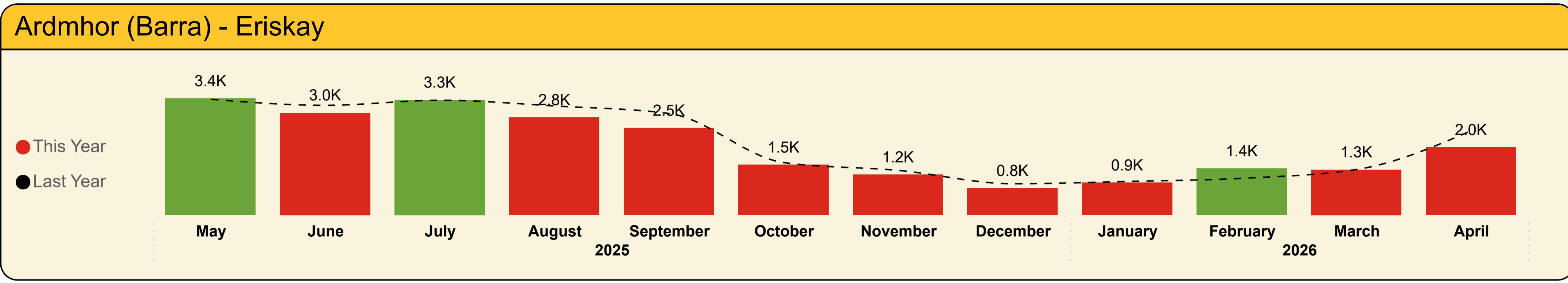


This Month YoY
6,901
LY: 11,841 (-41.72%)

YoY
108,643
LY: 110,427 (-1.6%)



Shipped Cars

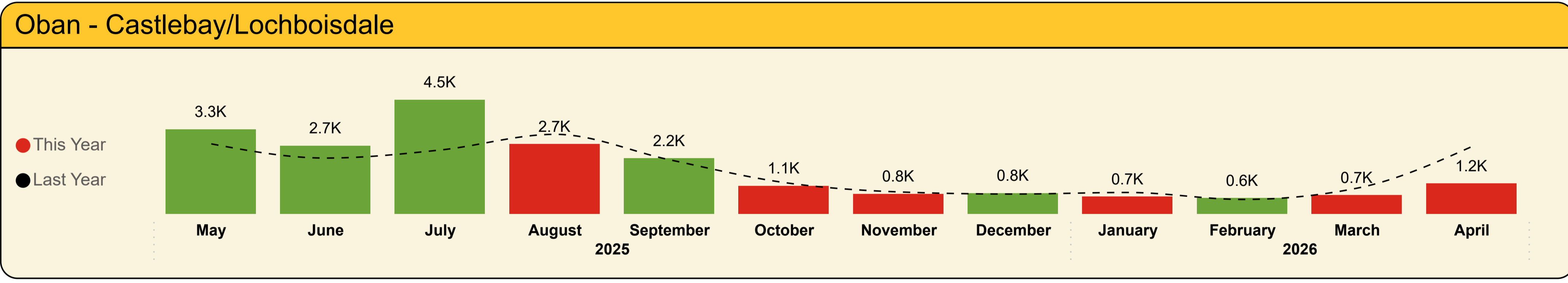


This Month YoY

1,967
LY: 2,454 (-19.85%)

YoY

24,059
LY: 25,546 (-5.8%)

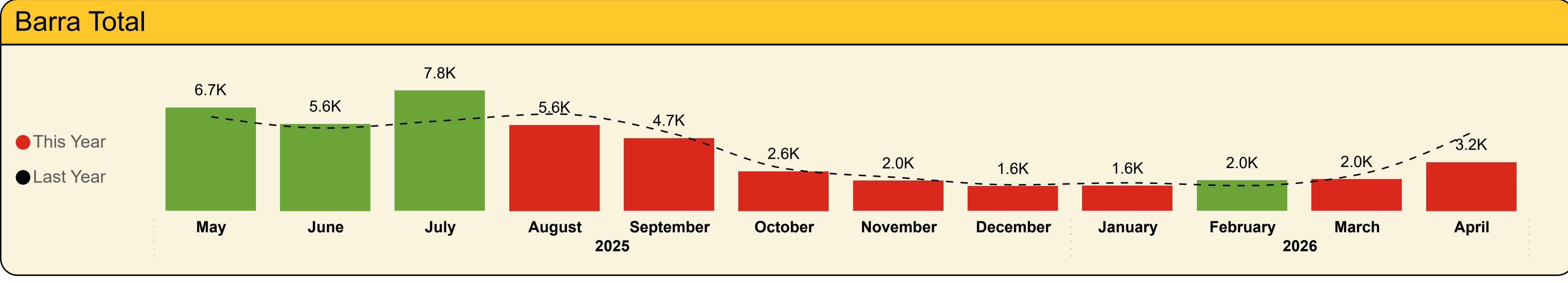


This Month YoY

1,184
LY: 2,632 (-55.02%)

YoY

21,213
LY: 20,541 (+3.3%)



This Month YoY

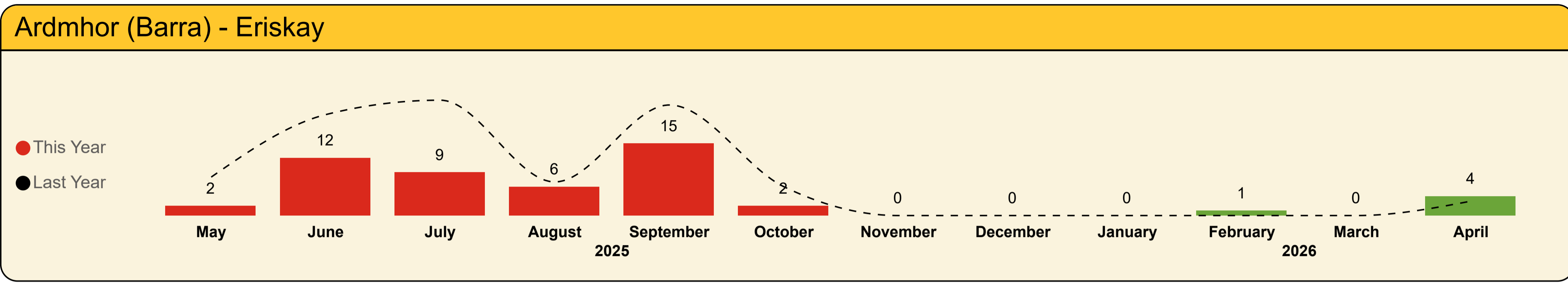
3,151
LY: 5,086 (-38.05%)

YoY

45,272
LY: 46,087 (-1.8%)



Shipped Coaches

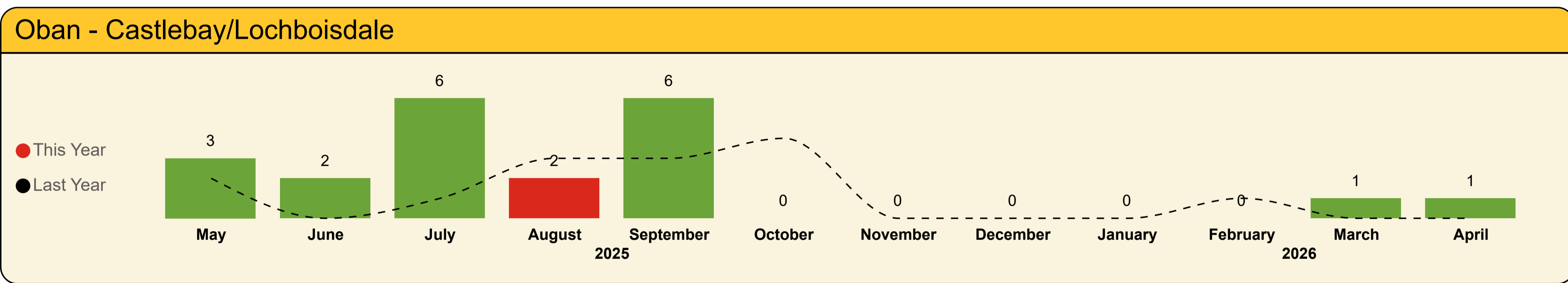


This Month YoY

4
LY: 3 (+33.33%)

YoY

51
LY: 92 (-44.6%)

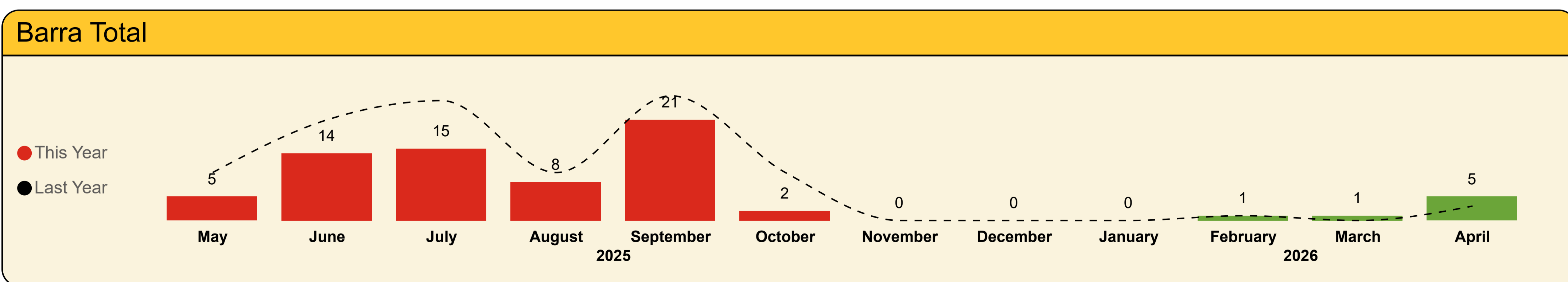


This Month YoY

1
LY: 0

YoY

21
LY: 14 (+50%)



This Month YoY

5
LY: 3 (+66.67%)

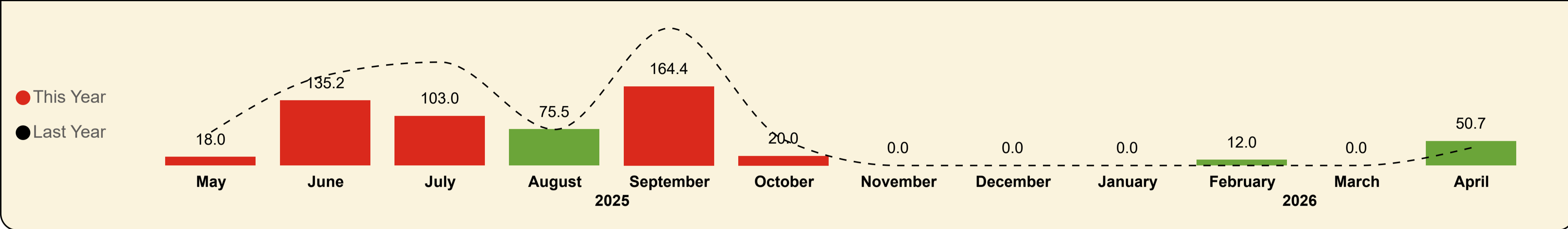
YoY

72
LY: 106 (-32.1%)



Shipped Coach Metres

Ardmhor (Barra) - Eriskay



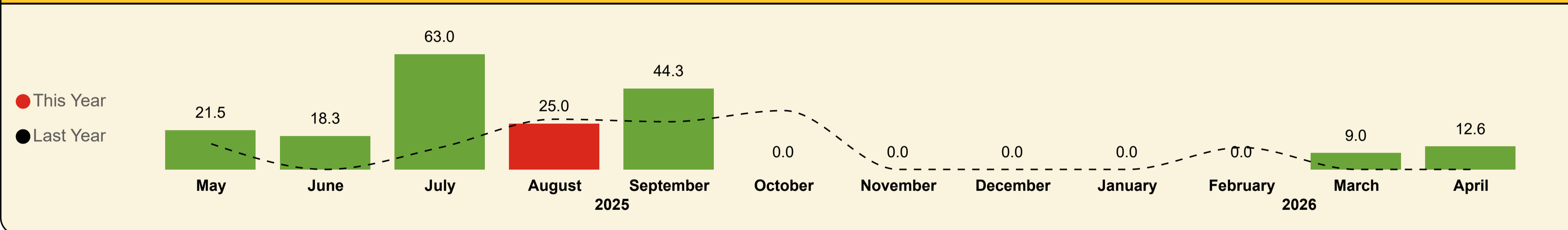
This Month YoY

50.7
LY: 37.0 (+37%)

YoY

578.8
LY: 923.0 (-37.3%)

Oban - Castlebay/Lochboisdale



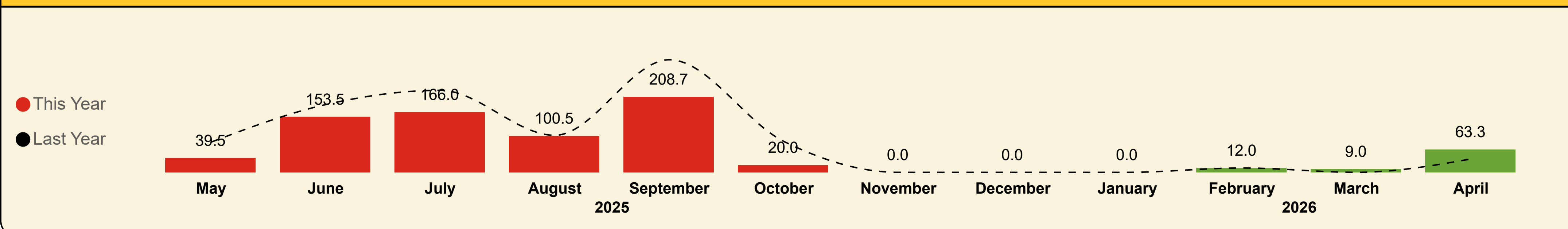
This Month YoY

12.6
LY: 0.0

YoY

193.7
LY: 123.8 (+56.5%)

Barra Total



This Month YoY

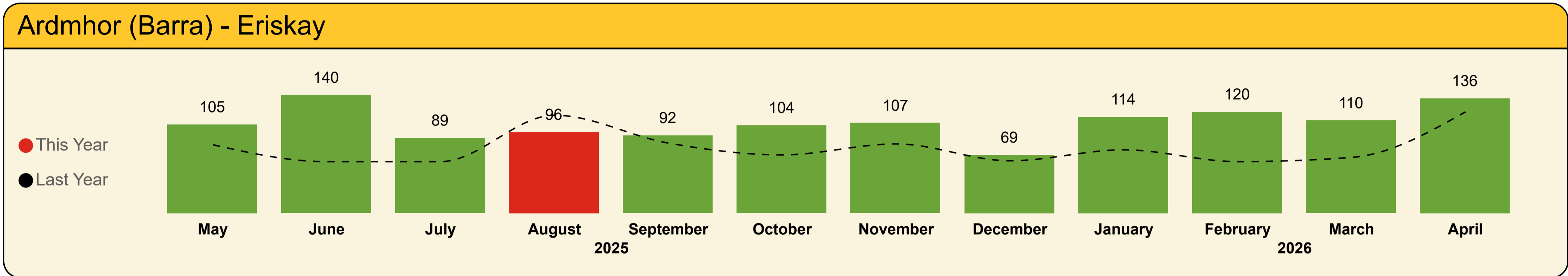
63.3
LY: 37.0 (+71.1%)

YoY

772.5
LY: 1.0K (-26.2%)



Shipped Commercial Vehicles

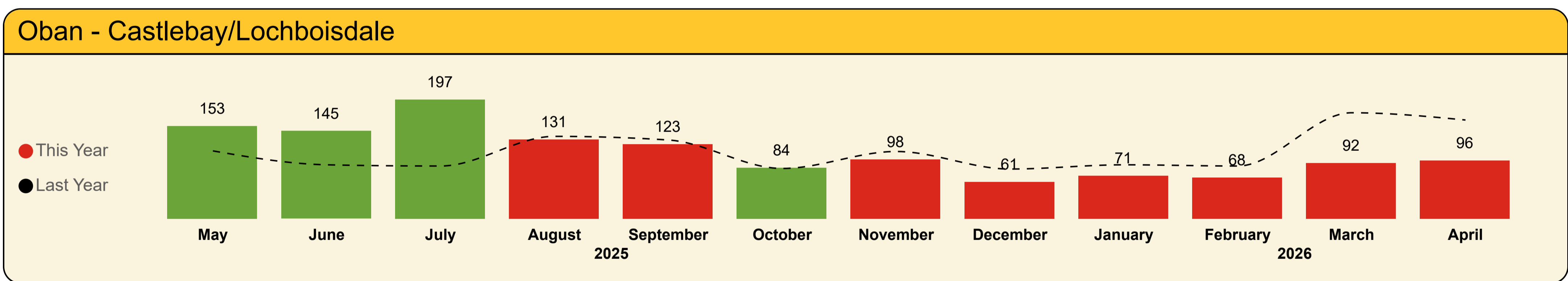


This Month YoY

136
LY: 120 (+13.3%)

YoY

1,282
LY: 937 (+36.8%)




This Month YoY

96
LY: 163 (-41.1%)

YoY

1,319
LY: 1,344 (-1.9%)



This Month YoY

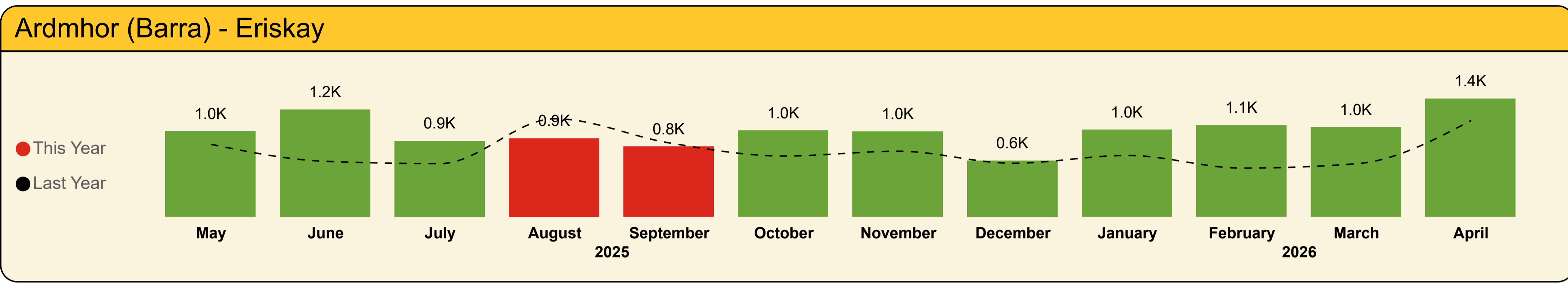
232
LY: 283 (-18%)

YoY

2,601
LY: 2,281 (+14%)




Shipped Commercial Vehicle Metres



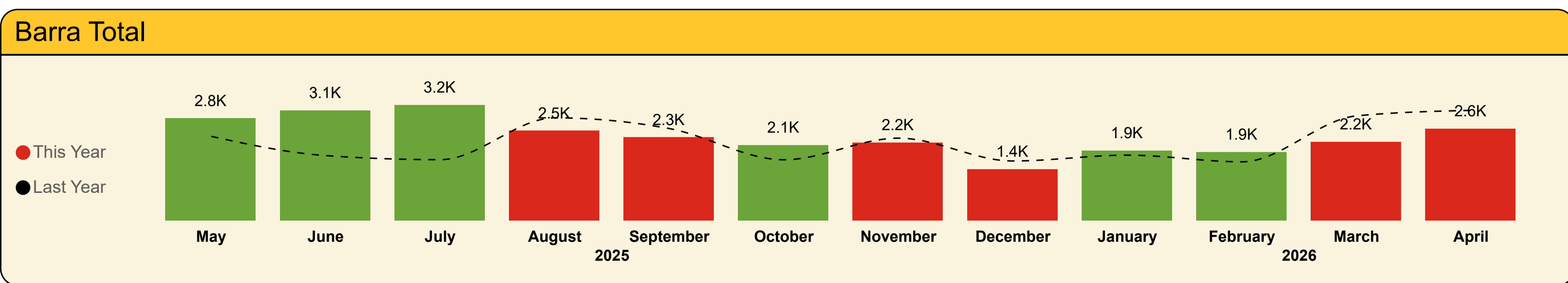
This Month YoY
1.4K
LY: 1,109.7 (+22.7%)

YoY
11.9K
LY: 9.1K (+30.1%)



This Month YoY
1.2K
LY: 1,958.2 (-39.1%)

YoY
16.4K
LY: 17.2K (-4.9%)



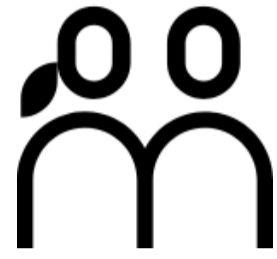
This Month YoY
2.6K
LY: 3,067.9 (-16.7%)

YoY
28.3K
LY: 26.3K (+7.2%)



Barra Total

Contractual Carrying Groups



This Month YoY

6,901

LY: 11,841 (-41.7%)

YoY

108,643

LY: 110,427 (-1.6%)

Passengers



This Month YoY

3,151

LY: 5,086 (-38%)

YoY

45,272

LY: 46,087 (-1.8%)

Cars



This Month YoY

63.3

LY: 37.0 (+71.1%)

YoY

772.5

LY: 1.0K (-26.2%)

Coach Metres



This Month YoY

2.6K

LY: 3,067.9 (-16.7%)

YoY

28.3K

LY: 26.3K (+7.2%)

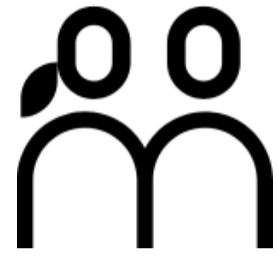
Commercial Vehicle Metres

Year	Month	Last Year	This Year	Variance
2025	May	15,770	16,400	4.0%
2025	June	14,584	14,678	0.6%
2025	July	16,772	22,143	32.0%
2025	August	16,894	15,392	-8.9%
2025	September	11,892	11,151	-6.2%
2025	October	5,574	5,389	-3.3%
2025	November	3,741	3,465	-7.4%
2025	December	3,107	2,964	-4.6%
2026	January	3,086	2,970	-3.8%
2026	February	2,916	3,413	17.0%
2026	March	4,250	3,777	-11.1%
2026	April	11,841	6,901	-41.7%
Total		110,427	108,643	-1.6%

Year	Month	Last Year	This Year	Variance
2025	May	6,098	6,694	9.8%
2025	June	5,369	5,633	4.9%
2025	July	5,831	7,797	33.7%
2025	August	6,277	5,563	-11.4%
2025	September	5,061	4,703	-7.1%
2025	October	2,747	2,556	-7.0%
2025	November	2,154	1,951	-9.4%
2025	December	1,685	1,592	-5.5%
2026	January	1,814	1,617	-10.9%
2026	February	1,632	1,972	20.8%
2026	March	2,333	2,043	-12.4%
2026	April	5,086	3,151	-38.0%
Total		46,087	45,272	-1.8%

Year	Month	Last Year	This Year	Variance
2025	May	83.7	39.5	-52.8%
2025	June	187.5	153.5	-18.1%
2025	July	227.0	166.0	-26.9%
2025	August	102.5	100.5	-2.0%
2025	September	311.6	208.7	-33.0%
2025	October	85.5	20.0	-76.6%
2025	November	0.0	0.0	0.0%
2025	December	0.0	0.0	0.0%
2026	January	0.0	0.0	0.0%
2026	February	12.0	12.0	0.0%
2026	March	0.0	9.0	0.0%
2026	April	37.0	63.3	71.1%
Total		1,046.8	772.5	-26.2%

Year	Month	Last Year	This Year	Variance
2025	May	2,343.6	2,846.8	21.5%
2025	June	1,807.6	3,066.3	69.6%
2025	July	1,694.4	3,218.1	89.9%
2025	August	2,859.6	2,501.1	-12.5%
2025	September	2,560.3	2,317.9	-9.5%
2025	October	1,691.8	2,098.0	24.0%
2025	November	2,293.3	2,174.6	-5.2%
2025	December	1,657.4	1,431.6	-13.6%
2026	January	1,819.8	1,947.1	7.0%
2026	February	1,634.0	1,904.6	16.6%
2026	March	2,914.5	2,193.5	-24.7%
2026	April	3,067.9	2,554.5	-16.7%
Total		26,344.2	28,254.1	7.2%



This Month YoY	YoY
4,057	55,306
LY: 5,302 (-23.5%)	LY: 58,007 (-4.7%)

Passengers



This Month YoY	YoY
1,967	24,059
LY: 2,454 (-19.8%)	LY: 25,546 (-5.8%)

Cars



This Month YoY	YoY
50.7	578.8
LY: 37.0 (+37%)	LY: 923.0 (-37.3%)

Coach Metres



This Month YoY	YoY
1.4K	11.9K
LY: 1,109.7 (+22.7%)	LY: 9.1K (+30.1%)

Commercial Vehicle Metres

Year	Month	Last Year	This Year	Variance
2025	May	8,418	8,380	-0.5%
2025	June	8,344	7,910	-5.2%
2025	July	9,036	9,020	-0.2%
2025	August	8,443	7,672	-9.1%
2025	September	6,853	5,992	-12.6%
2025	October	2,797	2,982	6.6%
2025	November	2,060	1,971	-4.3%
2025	December	1,426	1,290	-9.5%
2026	January	1,470	1,611	9.6%
2026	February	1,732	2,179	25.8%
2026	March	2,126	2,242	5.5%
2026	April	5,302	4,057	-23.5%
Total		58,007	55,306	-4.7%

Year	Month	Last Year	This Year	Variance
2025	May	3,362	3,390	0.8%
2025	June	3,187	2,971	-6.8%
2025	July	3,334	3,339	0.1%
2025	August	3,168	2,837	-10.4%
2025	September	2,947	2,529	-14.2%
2025	October	1,522	1,460	-4.1%
2025	November	1,295	1,173	-9.4%
2025	December	909	782	-14.0%
2026	January	976	941	-3.6%
2026	February	1,067	1,355	27.0%
2026	March	1,325	1,315	-0.8%
2026	April	2,454	1,967	-19.8%
Total		25,546	24,059	-5.8%

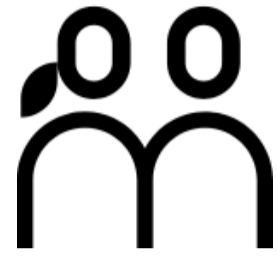
Year	Month	Last Year	This Year	Variance
2025	May	69.7	18.0	-74.2%
2025	June	187.5	135.2	-27.9%
2025	July	215.0	103.0	-52.1%
2025	August	75.0	75.5	0.7%
2025	September	285.5	164.4	-42.4%
2025	October	53.3	20.0	-62.5%
2025	November	0.0	0.0	0.0%
2025	December	0.0	0.0	0.0%
2026	January	0.0	0.0	0.0%
2026	February	0.0	12.0	0.0%
2026	March	0.0	0.0	0.0%
2026	April	37.0	50.7	37.0%
Total		923.0	578.8	-37.3%

Year	Month	Last Year	This Year	Variance
2025	May	835.0	985.8	18.1%
2025	June	639.5	1,237.3	93.5%
2025	July	613.5	874.7	42.6%
2025	August	1,130.2	904.0	-20.0%
2025	September	851.5	809.8	-4.9%
2025	October	700.6	994.1	41.9%
2025	November	756.0	983.0	30.0%
2025	December	617.5	648.0	4.9%
2026	January	707.5	1,002.8	41.7%
2026	February	561.7	1,054.9	87.8%
2026	March	611.9	1,032.5	68.7%
2026	April	1,109.7	1,361.7	22.7%
Total		9,134.6	11,888.6	30.1%



Oban - Castlebay/Lochboisdale

Contractual Carrying Groups



This Month YoY

2,844

LY: 6,539 (-56.5%)

YoY

53,337

LY: 52,420 (+1.7%)

Passengers

Year	Month	Last Year	This Year	Variance
2025	May	7,352	8,020	9.1%
2025	June	6,240	6,768	8.5%
2025	July	7,736	13,123	69.6%
2025	August	8,451	7,720	-8.6%
2025	September	5,039	5,159	2.4%
2025	October	2,777	2,407	-13.3%
2025	November	1,681	1,494	-11.1%
2025	December	1,681	1,674	-0.4%
2026	January	1,616	1,359	-15.9%
2026	February	1,184	1,234	4.2%
2026	March	2,124	1,535	-27.7%
2026	April	6,539	2,844	-56.5%
Total		52,420	53,337	1.7%



This Month YoY

1,184

LY: 2,632 (-55%)

YoY

21,213

LY: 20,541 (+3.3%)

Cars

Year	Month	Last Year	This Year	Variance
2025	May	2,736	3,304	20.8%
2025	June	2,182	2,662	22.0%
2025	July	2,497	4,458	78.5%
2025	August	3,109	2,726	-12.3%
2025	September	2,114	2,174	2.8%
2025	October	1,225	1,096	-10.5%
2025	November	859	778	-9.4%
2025	December	776	810	4.4%
2026	January	838	676	-19.3%
2026	February	565	617	9.2%
2026	March	1,008	728	-27.8%
2026	April	2,632	1,184	-55.0%
Total		20,541	21,213	3.3%



This Month YoY

12.6

LY: 0.0

YoY

193.7

LY: 123.8 (+56.5%)

Coach Metres

Year	Month	Last Year	This Year	Variance
2025	May	14.0	21.5	53.6%
2025	June	0.0	18.3	0.0%
2025	July	12.0	63.0	425.0%
2025	August	27.5	25.0	-9.1%
2025	September	26.1	44.3	69.7%
2025	October	32.2	0.0	-100.0%
2025	November	0.0	0.0	0.0%
2025	December	0.0	0.0	0.0%
2026	January	0.0	0.0	0.0%
2026	February	12.0	0.0	-100.0%
2026	March	0.0	9.0	0.0%
2026	April	0.0	12.6	0.0%
Total		123.8	193.7	56.5%



This Month YoY

1.2K

LY: 1,958.2 (-39.1%)

YoY

16.4K

LY: 17.2K (-4.9%)

Commercial Vehicle Metres

Year	Month	Last Year	This Year	Variance
2025	May	1,508.6	1,861.0	23.4%
2025	June	1,168.1	1,829.0	56.6%
2025	July	1,080.9	2,343.4	116.8%
2025	August	1,729.4	1,597.1	-7.7%
2025	September	1,708.8	1,508.1	-11.7%
2025	October	991.2	1,103.9	11.4%
2025	November	1,537.3	1,191.6	-22.5%
2025	December	1,039.9	783.6	-24.6%
2026	January	1,112.3	944.3	-15.1%
2026	February	1,072.3	849.7	-20.8%
2026	March	2,302.6	1,161.0	-49.6%
2026	April	1,958.2	1,192.8	-39.1%
Total		17,209.6	16,365.5	-4.9%



Cars



Ardmhor (Barra) - Eriskay

Year	Month	Last Year	This Year	Var %
2025	May	1,292	1,908	47.4%
2025	June	1,528	1,869	25.7%
2025	July	1,592	2,150	34.1%
2025	August	1,939	1,806	-1.9%
2025	September	1,389	1,410	2.0%
2025	October	822	1,021	31.7%
2025	November	672	878	34.8%
2025	December	360	521	45.4%
2026	January	616	679	16.6%
2026	February	700	902	42.2%
2026	March	866	903	9.9%
2026	April	1,536	1,274	-13.6%
Total		13,312	15,321	18.7%

Oban - Castlebay/Lochboisdale

Year	Month	Last Year	This Year	Var %
2025	May	1,792	2,109	15.9%
2025	June	1,664	1,819	10.5%
2025	July	2,030	3,362	60.7%
2025	August	2,179	1,889	-9.8%
2025	September	1,410	1,491	4.2%
2025	October	896	822	-7.7%
2025	November	615	570	-8.1%
2025	December	627	658	5.6%
2026	January	619	552	-15.7%
2026	February	415	491	17.5%
2026	March	732	531	-30.6%
2026	April	1,855	763	-56.7%
Total		14,834	15,057	1.0%



LGVs



Ardmhor (Barra) - Eriskay

Year	Month	Last Year	This Year	Var
2025	May	165	228	38.2%
2025	June	167	234	40.1%
2025	July	185	266	43.8%
2025	August	211	288	36.5%
2025	September	211	222	5.2%
2025	October	151	247	63.6%
2025	November	158	265	67.7%
2025	December	99	148	49.5%
2026	January	178	232	30.3%
2026	February	203	373	83.7%
2026	March	248	320	29.0%
2026	April	279	317	13.6%
Total		2,255	3,140	39.2%

Oban - Castlebay/Lochboisdale

Year	Month	Last Year	This Year	Var
2025	May	194	200	3.1%
2025	June	153	168	9.8%
2025	July	160	238	48.8%
2025	August	144	176	22.2%
2025	September	183	134	-26.8%
2025	October	126	107	-15.1%
2025	November	135	116	-14.1%
2025	December	98	110	12.2%
2026	January	123	81	-34.1%
2026	February	81	88	8.6%
2026	March	141	94	-33.3%
2026	April	233	126	-45.9%
Total		1,771	1,638	-7.5%



Motorhomes



Ardmhor (Barra) - Eriskay

Year	Month	Last Year	This Year	Var
2025	May	513	775	51.1%
2025	June	415	544	31.1%
2025	July	358	470	31.3%
2025	August	390	393	0.8%
2025	September	416	419	0.7%
2025	October	69	115	66.7%
2025	November	18	11	-38.9%
2025	December	10	9	-10.0%
2026	January	4	7	75.0%
2026	February	11	14	27.3%
2026	March	38	53	39.5%
2026	April	322	232	-28.0%
Total		2,564	3,042	18.6%

Oban - Castlebay/Lochboisdale

Year	Month	Last Year	This Year	Var
2025	May	697	791	13.5%
2025	June	459	529	15.3%
2025	July	416	579	39.2%
2025	August	449	425	-5.3%
2025	September	385	428	11.2%
2025	October	80	96	20.0%
2025	November	23	19	-17.4%
2025	December	7	22	214.3%
2026	January	10	11	10.0%
2026	February	12	22	83.3%
2026	March	52	39	-25.0%
2026	April	418	183	-56.2%
Total		3,008	3,144	4.5%



Caravans



Ardmhor (Barra) - Eriskay

Year	Month	Last Year	This Year	Var
2025	May	17	18	5.9%
2025	June	15	13	-13.3%
2025	July	17	17	0.0%
2025	August	12	16	33.3%
2025	September	7	9	28.6%
2025	October	0	0	0.0%
2025	November	1	0	-100.0%
2025	December	0	0	0.0%
2026	January	0	0	0.0%
2026	February	0	0	0.0%
2026	March	1	2	100.0%
2026	April	7	7	0.0%
Total		77	82	6.5%

Oban - Castlebay/Lochboisdale

Year	Month	Last Year	This Year	Var
2025	May	25	32	28.0%
2025	June	22	24	9.1%
2025	July	27	31	14.8%
2025	August	22	29	31.8%
2025	September	11	18	63.6%
2025	October	4	1	-75.0%
2025	November	9	7	-22.2%
2025	December	5	4	-20.0%
2026	January	3	1	-66.7%
2026	February	2	0	-100.0%
2026	March	10	3	-70.0%
2026	April	12	14	16.7%
Total		152	164	7.9%



Trailers



Ardmhor (Barra) - Eriskay

Year	Month	Last Year	This Year	Var
2025	May	21	26	23.8%
2025	June	16	19	18.8%
2025	July	32	31	-3.1%
2025	August	28	28	0.0%
2025	September	22	28	27.3%
2025	October	20	20	0.0%
2025	November	28	28	0.0%
2025	December	11	19	72.7%
2026	January	17	32	88.2%
2026	February	23	36	56.5%
2026	March	33	26	-21.2%
2026	April	31	36	16.1%
Total		282	329	16.7%

Oban - Castlebay/Lochboisdale

Year	Month	Last Year	This Year	Var
2025	May	23	35	52.2%
2025	June	24	22	-8.3%
2025	July	26	57	119.2%
2025	August	53	47	-11.3%
2025	September	19	25	31.6%
2025	October	24	19	-20.8%
2025	November	12	16	33.3%
2025	December	23	10	-56.5%
2026	January	20	13	-35.0%
2026	February	9	11	22.2%
2026	March	28	4	-85.7%
2026	April	45	18	-60.0%
Total		306	277	-9.5%



Motorbikes



Ardmhor (Barra) - Eriskay

Year	Month	Last Year	This Year	Var
2025	May	36	83	130.6%
2025	June	47	76	61.7%
2025	July	34	61	79.4%
2025	August	46	38	-17.4%
2025	September	38	33	-13.2%
2025	October	2	16	700.0%
2025	November	1	0	-100.0%
2025	December	0	0	0.0%
2026	January	0	0	0.0%
2026	February	1	3	200.0%
2026	March	0	7	0.0%
2026	April	39	27	-30.8%
Total		244	344	41.0%

Oban - Castlebay/Lochboisdale

Year	Month	Last Year	This Year	Var
2025	May	76	95	25.0%
2025	June	40	72	80.0%
2025	July	42	84	100.0%
2025	August	37	37	0.0%
2025	September	47	46	-2.1%
2025	October	10	15	50.0%
2025	November	0	2	0.0%
2025	December	0	2	0.0%
2026	January	0	0	0.0%
2026	February	0	1	0.0%
2026	March	5	1	-80.0%
2026	April	34	23	-32.4%
Total		291	378	29.9%



Bicycles



Ardmhor (Barra) - Eriskay

Year	Month	Bikes LY	Bikes TY	Var
2025	May	415	646	55.7%
2025	June	379	517	36.4%
2025	July	374	421	12.6%
2025	August	393	357	-9.2%
2025	September	253	232	-8.3%
2025	October	23	15	-34.8%
2025	November	2	0	-100.0%
2025	December	1	0	-100.0%
2026	January	0	0	0.0%
2026	February	1	3	200.0%
2026	March	11	4	-63.6%
2026	April	175	91	-48.0%
Total		2,027	2,286	12.8%

Oban - Castlebay/Lochboisdale

Year	Month	Bikes LY	Bikes TY	Var
2025	May	656	651	-0.8%
2025	June	536	562	4.9%
2025	July	481	665	38.3%
2025	August	497	507	2.0%
2025	September	378	298	-21.2%
2025	October	43	27	-37.2%
2025	November	6	8	33.3%
2025	December	5	4	-20.0%
2026	January	3	9	200.0%
2026	February	2	1	-50.0%
2026	March	28	9	-67.9%
2026	April	235	102	-56.6%
Total		2,870	2,843	-0.9%




Reliability & Punctuality



Reliability

Year	Month	Ardmhor (Barra) - Eriskay	Oban - Castlebay/Lochboisdale
2025	May	98.1%	90.0%
	June	95.2%	92.3%
	July	100.0%	100.0%
	August	88.3%	93.5%
	September	81.9%	90.0%
	October	88.6%	75.0%
	November	91.9%	69.0%
	December	71.6%	81.0%
2026	January	82.8%	48.8%
	February	94.5%	78.3%
	March	79.4%	37.8%
	April	87.3%	55.2%
Total		88.4%	76.1%



Punctuality

Year	Month	Ardmhor (Barra) - Eriskay	Oban - Castlebay/Lochboisdale
2025	May	100.0%	86.4%
	June	99.6%	91.7%
	July	97.7%	83.3%
	August	98.9%	82.8%
	September	100.0%	74.1%
	October	97.0%	78.6%
	November	99.2%	75.5%
	December	98.4%	72.3%
2026	January	99.1%	76.9%
	February	100.0%	75.0%
	March	96.0%	51.6%
	April	97.3%	75.7%
Total		98.6%	79.3%



Reliability & Punctuality Summary

Summary of Scheduled, Operated, Cancelled, Late & Diverted Sailings
by Route & Leg

Year	Month	Route	Leg	Operated Sailings	Scheduled Sailings	Additional Sailings	Cancelled Sailings	Diverted Sailings	On Time	Late
2026	April	Ardmhor (Barra) - Eriskay	Ardmhor-Eriskay	179	189	14	24	0	161	4
2026	April	Ardmhor (Barra) - Eriskay	Eriskay-Ardmhor	179	189	14	24	0	160	5
2026	April	Oban - Castlebay/Lochboisdale	Castlebay-Lochboisdale	0	5	0	5	0	0	0
2026	April	Oban - Castlebay/Lochboisdale	Castlebay-Oban	18	27	0	9	0	14	4
2026	April	Oban - Castlebay/Lochboisdale	Lochboisdale-Castlebay	0	2	0	2	0	0	0
2026	April	Oban - Castlebay/Lochboisdale	Lochboisdale-Oban	0	3	0	3	0	0	0
2026	April	Oban - Castlebay/Lochboisdale	Oban-Castlebay	19	28	0	9	0	14	5
2026	April	Oban - Castlebay/Lochboisdale	Oban-Lochboisdale	0	2	0	2	0	0	0
Total				395	445	28	78	0	349	18

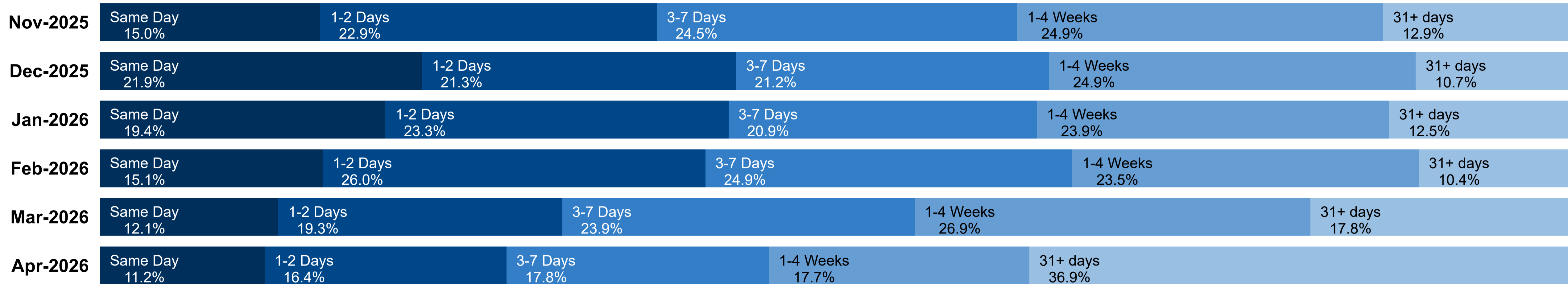
Monthly Performance Pack

Booking Lead Time by Month of Travel




This visual shows how far in advance customers book their travel, grouped by the month in which they actually travel.

All Bookings



Bookings with Vehicles



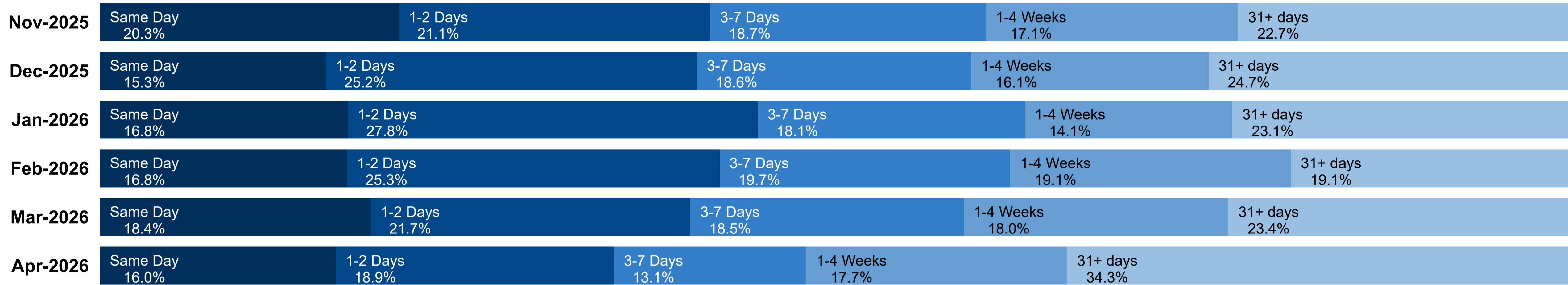
Monthly Performance Pack

Booking Lead Time by Month of Travel



This visual shows how far in advance customers book their travel, grouped by the month in which they actually travel.

All Bookings



Bookings with Vehicles

