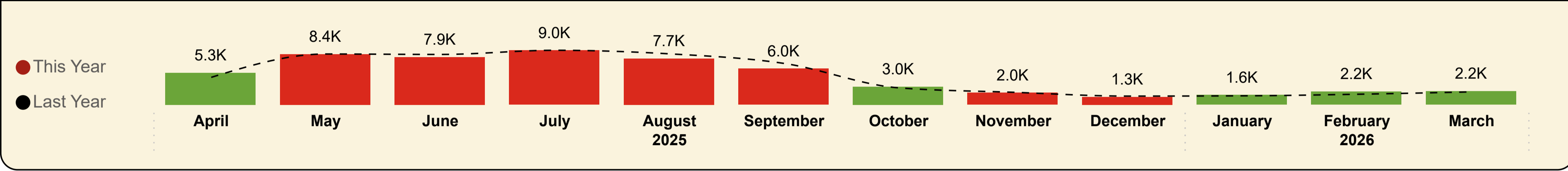




Shipped Passengers

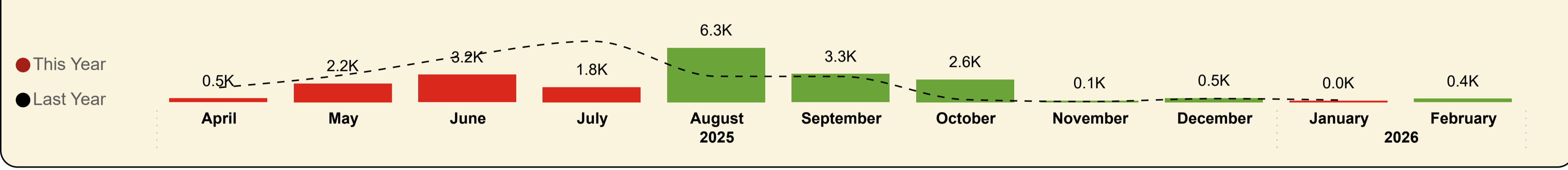
Ardmhor (Barra) - Eriskay



This Month YoY
2,242
LY: 2,126 (+5.46%)

YoY
56,551
LY: 57,246 (-1.2%)

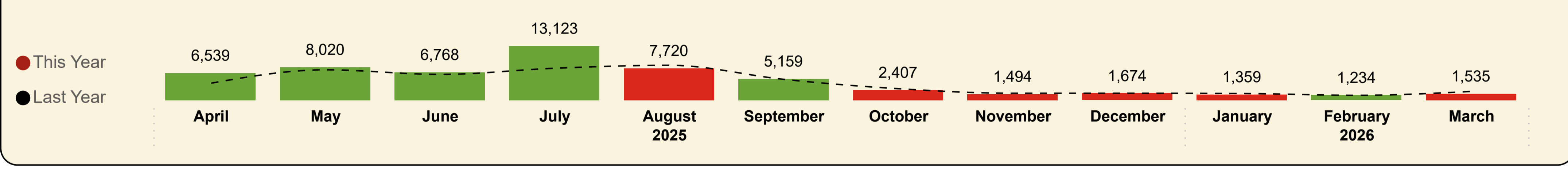
Mallaig - Lochboisdale



This Month YoY

YoY
20,939
LY: 24,493 (-14.5%)

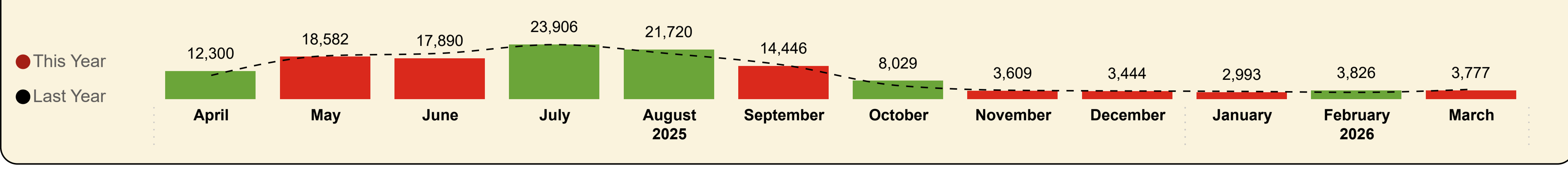
Oban - Castlebay/Lochboisdale



This Month YoY
1,535
LY: 2,124 (-27.73%)

YoY
57,032
LY: 50,005 (+14.1%)

South Uist Total



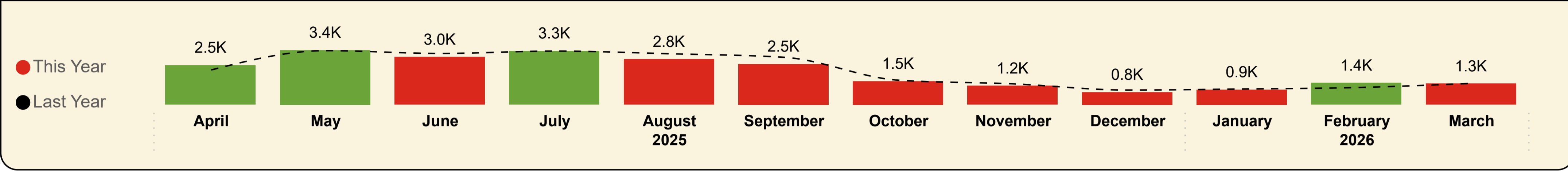
This Month YoY
3,777
LY: 4,250 (-11.13%)

YoY
134,522
LY: 131,744 (+2.1%)



Shipped Cars


Ardmhor (Barra) - Eriskay



This Month YoY
1,315
LY: 1,325 (-0.75%)

YoY
24,546
LY: 25,254 (-2.8%)

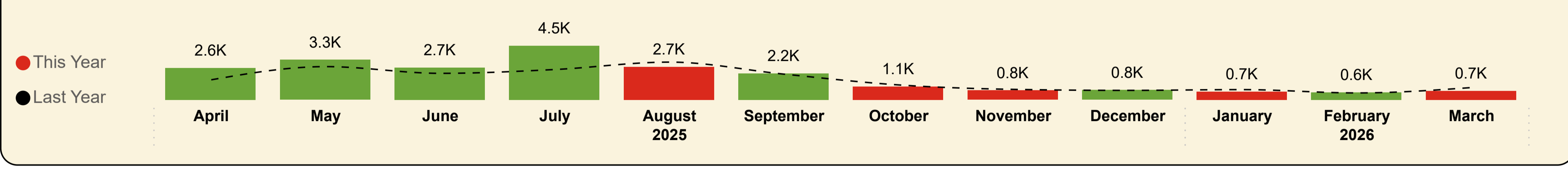
Mallaig - Lochboisdale



This Month YoY

YoY
9,295
LY: 10,628 (-12.5%)

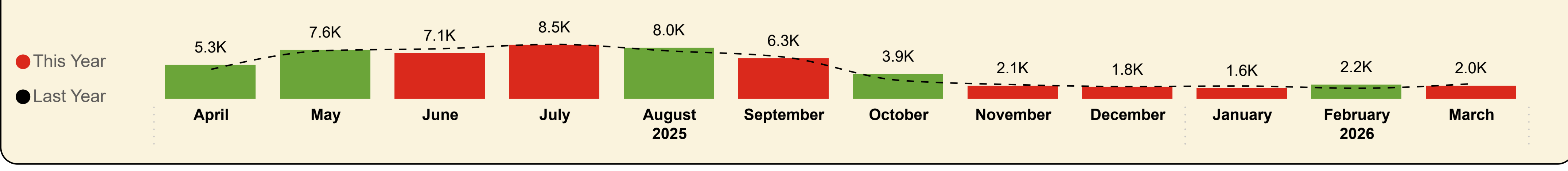
Oban - Castlebay/Lochboisdale



This Month YoY
728
LY: 1,008 (-27.78%)

YoY
22,661
LY: 19,557 (+15.9%)

South Uist Total



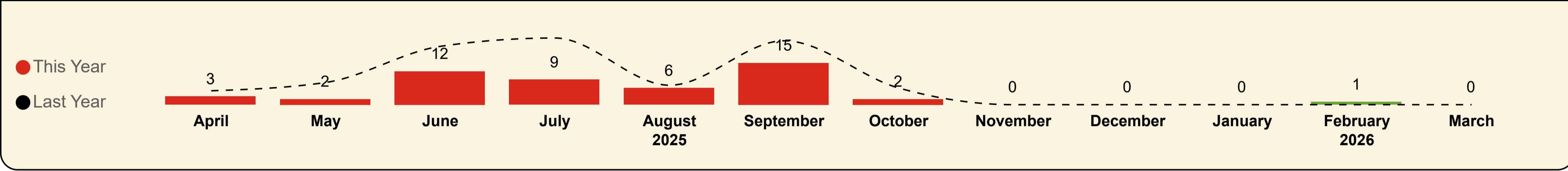
This Month YoY
2,043
LY: 2,333 (-12.43%)

YoY
56,502
LY: 55,439 (+1.9%)



Shipped Coaches


Ardmhor (Barra) - Eriskay



This Month YoY
0
LY: 0

YoY
50
LY: 94 (-46.8%)

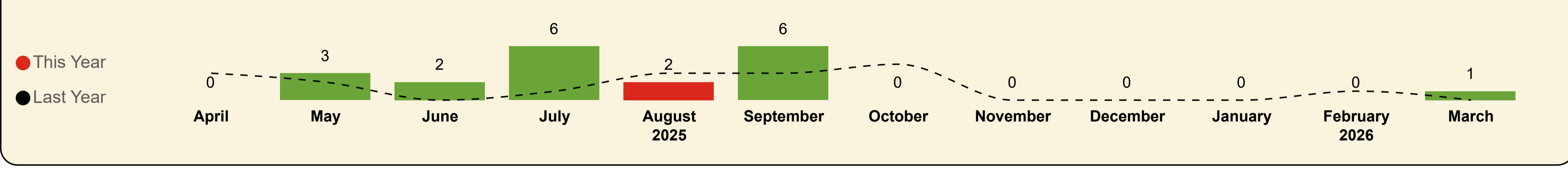
Mallaig - Lochboisdale



This Month YoY

YoY
20
LY: 18 (+11.1%)

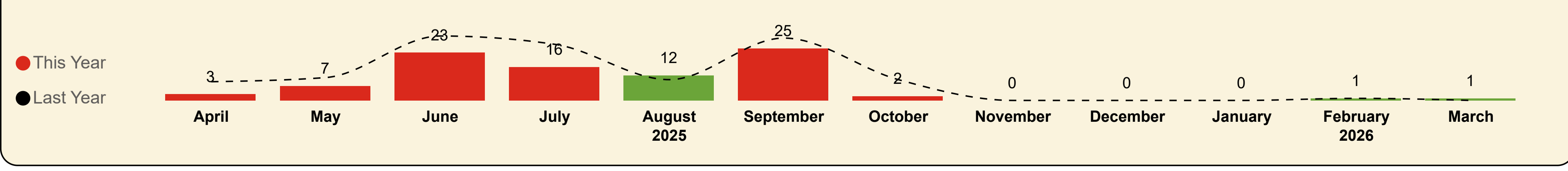
Oban - Castlebay/Lochboisdale



This Month YoY
1
LY: 0

YoY
20
LY: 17 (+17.6%)

South Uist Total



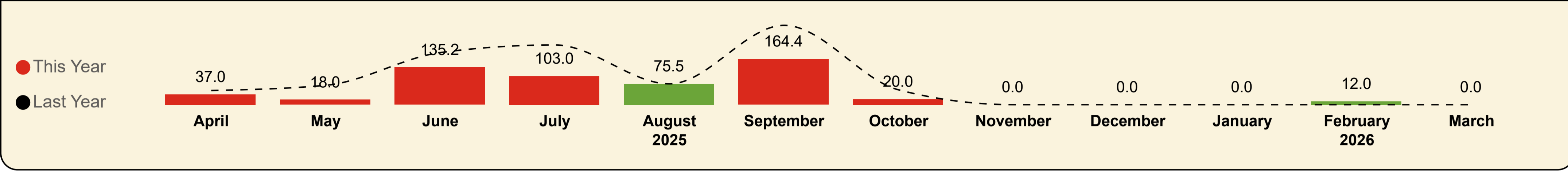
This Month YoY
1
LY: 0

YoY
90
LY: 129 (-30.2%)



Shipped Coach Metres

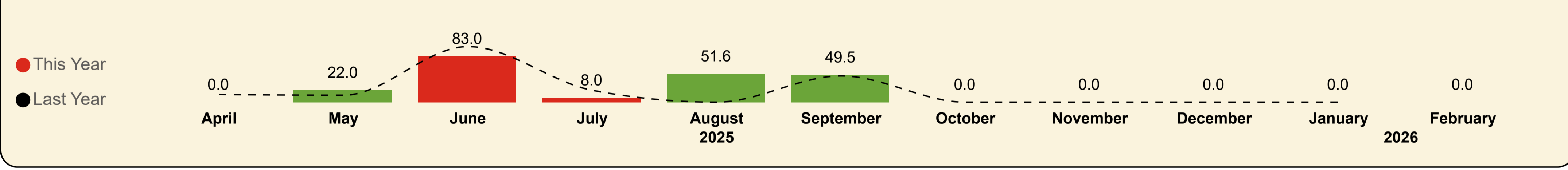
Ardmhor (Barra) - Eriskay



This Month YoY
0.0
LY: 0.0

YoY
565.1
LY: 937.0 (-39.7%)

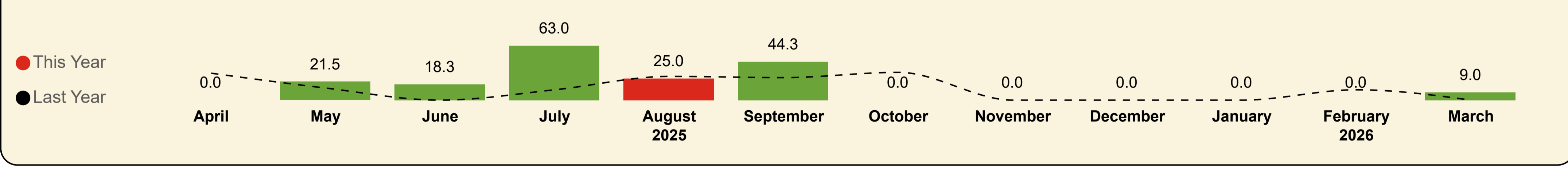
Mallaig - Lochboisdale



This Month YoY

YoY
214.1
LY: 196.2 (+9.1%)

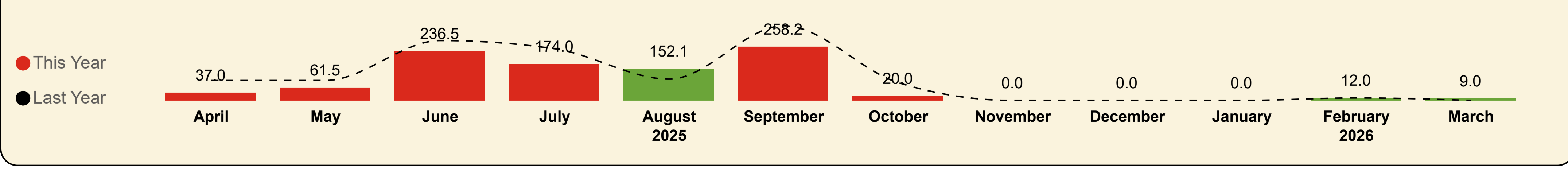
Oban - Castlebay/Lochboisdale



This Month YoY
9.0
LY: 0.0

YoY
181.1
LY: 155.0 (+16.8%)

South Uist Total



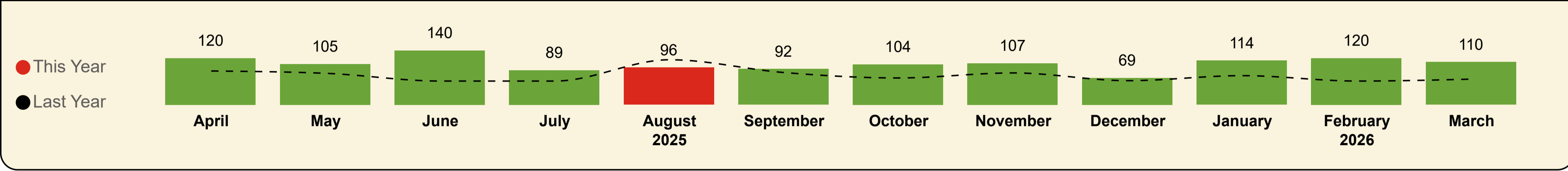
This Month YoY
9.0
LY: 0.0

YoY
960.3
LY: 1.3K (-25.5%)



Shipped Commercial Vehicles

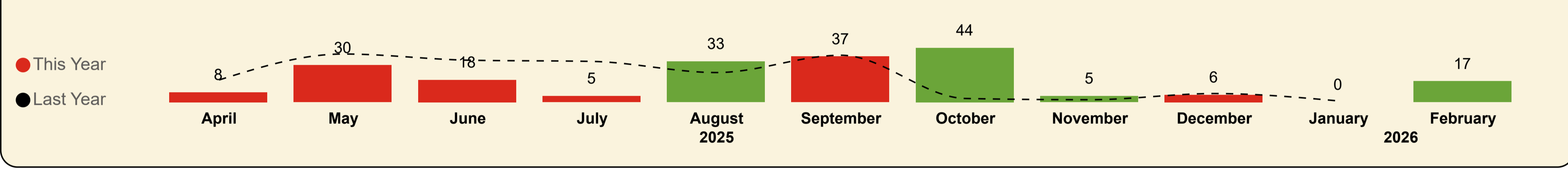
Ardmhor (Barra) - Eriskay



This Month YoY
110
LY: 66 (+66.7%)

YoY
1,266
LY: 904 (+40%)

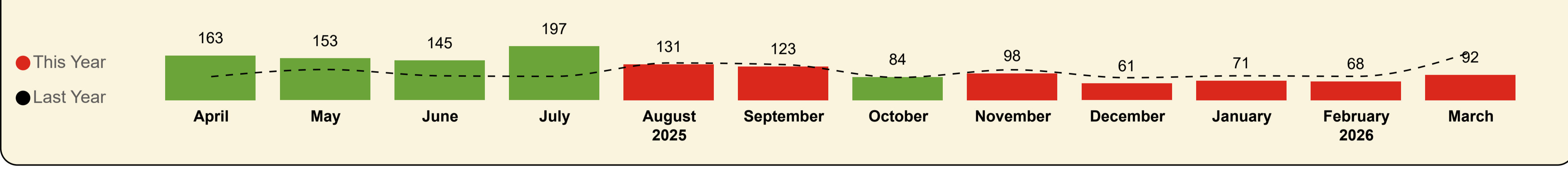
Mallaig - Lochboisdale



This Month YoY

YoY
203
LY: 199 (+2%)

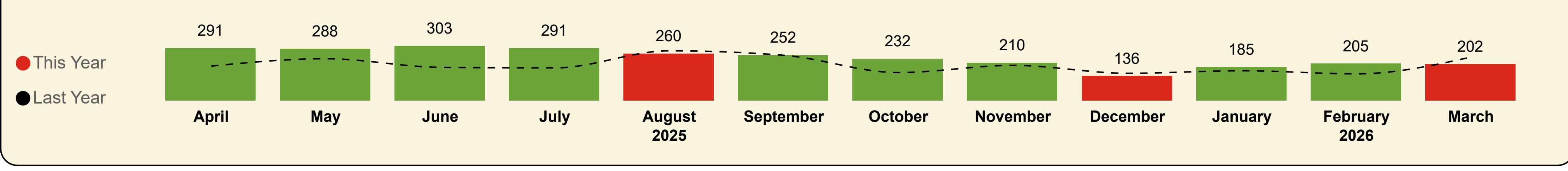
Oban - Castlebay/Lochboisdale



This Month YoY
92
LY: 175 (-47.4%)

YoY
1,386
LY: 1,267 (+9.4%)

South Uist Total



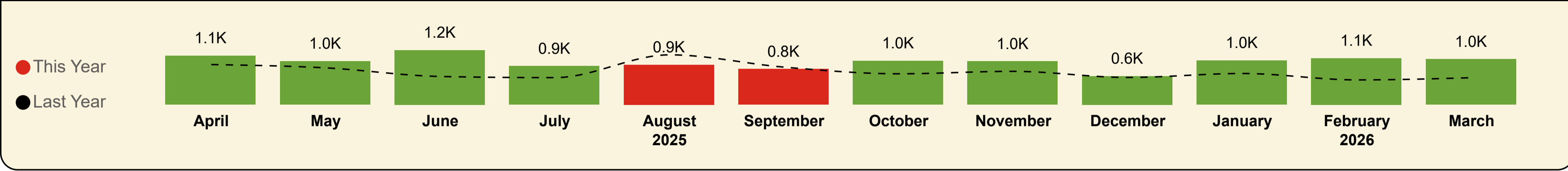
This Month YoY
202
LY: 241 (-16.2%)

YoY
2,855
LY: 2,370 (+20.5%)



Shipped Commercial Vehicle Metres

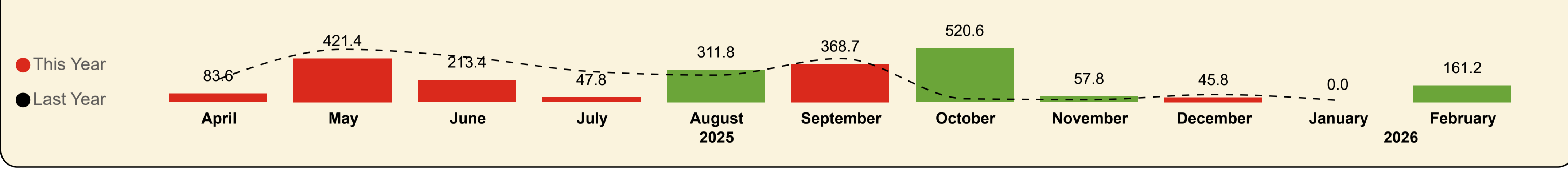
Ardmhor (Barra) - Eriskay



This Month YoY
1.0K
LY: 611.9 (+68.7%)

YoY
11.6K
LY: 8.9K (+30.2%)


Mallaig - Lochboisdale



This Month YoY

YoY
2.2K
LY: 2.3K (-2.4%)


Oban - Castlebay/Lochboisdale



This Month YoY
1.2K
LY: 2.3K (-49.6%)

YoY
17.1K
LY: 16.4K (+4.8%)

South Uist Total



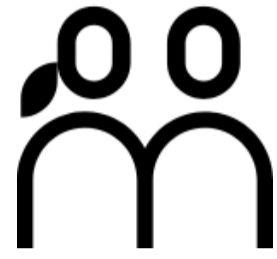
This Month YoY
2.2K
LY: 2.9K (-24.7%)

YoY
31.0K
LY: 27.6K (+12.4%)



South Uist Total

Contractual Carrying Groups



This Month YoY
3,777
LY: 4,250 (-11.1%)

YoY
134,522
LY: 131,744 (+2.1%)



This Month YoY
2,043
LY: 2,333 (-12.4%)

YoY
56,502
LY: 55,439 (+1.9%)



This Month YoY
9.00
LY: 0.00

YoY
960.30
LY: 1.29K (-25.5%)



This Month YoY
2.19K
LY: 2.91K (-24.7%)

YoY
31.00K
LY: 27.57K (+12.4%)

Passengers

| Year | Month | Last Year | This Year | Variance % |
|--------------|-----------|----------------|----------------|--------------|
| 2025 | April | 10,372 | 12,300 | 18.6 % |
| 2025 | May | 18,946 | 18,582 | -1.9 % |
| 2025 | June | 20,040 | 17,890 | -10.7 % |
| 2025 | July | 23,863 | 23,906 | 0.2 % |
| 2025 | August | 19,908 | 21,720 | 9.1 % |
| 2025 | September | 14,885 | 14,446 | -2.9 % |
| 2025 | October | 5,874 | 8,029 | 36.7 % |
| 2025 | November | 3,823 | 3,609 | -5.6 % |
| 2025 | December | 3,528 | 3,444 | -2.4 % |
| 2026 | January | 3,339 | 2,993 | -10.4 % |
| 2026 | February | 2,916 | 3,826 | 31.2 % |
| 2026 | March | 4,250 | 3,777 | -11.1 % |
| Total | | 131,744 | 134,522 | 2.1 % |

Cars

| Year | Month | Last Year | This Year | Variance % |
|--------------|-----------|---------------|---------------|--------------|
| 2025 | April | 4,604 | 5,284 | 14.8 % |
| 2025 | May | 7,540 | 7,647 | 1.4 % |
| 2025 | June | 7,839 | 7,122 | -9.1 % |
| 2025 | July | 8,524 | 8,478 | -0.5 % |
| 2025 | August | 7,490 | 8,001 | 6.8 % |
| 2025 | September | 6,526 | 6,311 | -3.3 % |
| 2025 | October | 2,882 | 3,872 | 34.4 % |
| 2025 | November | 2,198 | 2,050 | -6.7 % |
| 2025 | December | 1,901 | 1,841 | -3.2 % |
| 2026 | January | 1,970 | 1,633 | -17.1 % |
| 2026 | February | 1,632 | 2,220 | 36.0 % |
| 2026 | March | 2,333 | 2,043 | -12.4 % |
| Total | | 55,439 | 56,502 | 1.9 % |

Coach Metres

| Year | Month | Last Year | This Year | Variance % |
|--------------|-----------|----------------|--------------|----------------|
| 2025 | April | 96.2 | 37.0 | -61.5 % |
| 2025 | May | 96.3 | 61.5 | -36.1 % |
| 2025 | June | 288.1 | 236.5 | -17.9 % |
| 2025 | July | 248.5 | 174.0 | -30.0 % |
| 2025 | August | 102.5 | 152.1 | 48.4 % |
| 2025 | September | 359.1 | 258.2 | -28.1 % |
| 2025 | October | 85.5 | 20.0 | -76.6 % |
| 2025 | November | 0.0 | 0.0 | 0.0 % |
| 2025 | December | 0.0 | 0.0 | 0.0 % |
| 2026 | January | 0.0 | 0.0 | 0.0 % |
| 2026 | February | 12.0 | 12.0 | 0.0 % |
| 2026 | March | 0.0 | 9.0 | 0.0 % |
| Total | | 1,288.2 | 960.3 | -25.5 % |

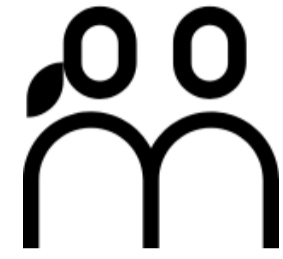
Commercial Vehicle Metres

| Year | Month | Last Year | This Year | Variance % |
|--------------|-----------|-----------------|-----------------|---------------|
| 2025 | April | 2,235.0 | 3,151.5 | 41.0 % |
| 2025 | May | 2,852.0 | 3,268.2 | 14.6 % |
| 2025 | June | 2,240.0 | 3,279.7 | 46.4 % |
| 2025 | July | 1,988.5 | 3,265.9 | 64.2 % |
| 2025 | August | 3,119.8 | 2,812.9 | -9.8 % |
| 2025 | September | 2,980.4 | 2,686.6 | -9.9 % |
| 2025 | October | 1,724.6 | 2,618.6 | 51.8 % |
| 2025 | November | 2,317.3 | 2,232.4 | -3.7 % |
| 2025 | December | 1,731.4 | 1,477.4 | -14.7 % |
| 2026 | January | 1,836.8 | 1,947.1 | 6.0 % |
| 2026 | February | 1,634.0 | 2,065.8 | 26.4 % |
| 2026 | March | 2,914.5 | 2,193.5 | -24.7 % |
| Total | | 27,574.2 | 30,999.5 | 12.4 % |



Ardmhor (Barra) - Eriskay

Contractual Carrying Groups



This Month YoY
2,242
LY: 2,126 (+5.5%)

YoY
56,551
LY: 57,246 (-1.2%)



This Month YoY
1,315
LY: 1,325 (-0.8%)

YoY
24,546
LY: 25,254 (-2.8%)



This Month YoY
0.00
LY: 0.00

YoY
565.10
LY: 937.00 (-39.7%)



This Month YoY
1.03K
LY: 611.86 (+68.7%)

YoY
11.64K
LY: 8.93K (+30.2%)

Passengers

| Year | Month | Last Year | This Year | Variance % |
|--------------|-----------|---------------|---------------|---------------|
| 2025 | April | 4,541 | 5,302 | 16.8 % |
| 2025 | May | 8,418 | 8,380 | -0.5 % |
| 2025 | June | 8,344 | 7,910 | -5.2 % |
| 2025 | July | 9,036 | 9,020 | -0.2 % |
| 2025 | August | 8,443 | 7,672 | -9.1 % |
| 2025 | September | 6,853 | 5,992 | -12.6 % |
| 2025 | October | 2,797 | 2,982 | 6.6 % |
| 2025 | November | 2,060 | 1,971 | -4.3 % |
| 2025 | December | 1,426 | 1,290 | -9.5 % |
| 2026 | January | 1,470 | 1,611 | 9.6 % |
| 2026 | February | 1,732 | 2,179 | 25.8 % |
| 2026 | March | 2,126 | 2,242 | 5.5 % |
| Total | | 57,246 | 56,551 | -1.2 % |

Cars

| Year | Month | Last Year | This Year | Variance % |
|--------------|-----------|---------------|---------------|---------------|
| 2025 | April | 2,162 | 2,454 | 13.5 % |
| 2025 | May | 3,362 | 3,390 | 0.8 % |
| 2025 | June | 3,187 | 2,971 | -6.8 % |
| 2025 | July | 3,334 | 3,339 | 0.1 % |
| 2025 | August | 3,168 | 2,837 | -10.4 % |
| 2025 | September | 2,947 | 2,529 | -14.2 % |
| 2025 | October | 1,522 | 1,460 | -4.1 % |
| 2025 | November | 1,295 | 1,173 | -9.4 % |
| 2025 | December | 909 | 782 | -14.0 % |
| 2026 | January | 976 | 941 | -3.6 % |
| 2026 | February | 1,067 | 1,355 | 27.0 % |
| 2026 | March | 1,325 | 1,315 | -0.8 % |
| Total | | 25,254 | 24,546 | -2.8 % |

Coach Metres

| Year | Month | Last Year | This Year | Variance % |
|--------------|-----------|--------------|--------------|----------------|
| 2025 | April | 51.0 | 37.0 | -27.5 % |
| 2025 | May | 69.7 | 18.0 | -74.2 % |
| 2025 | June | 187.5 | 135.2 | -27.9 % |
| 2025 | July | 215.0 | 103.0 | -52.1 % |
| 2025 | August | 75.0 | 75.5 | 0.7 % |
| 2025 | September | 285.5 | 164.4 | -42.4 % |
| 2025 | October | 53.3 | 20.0 | -62.5 % |
| 2025 | November | 0.0 | 0.0 | 0.0 % |
| 2025 | December | 0.0 | 0.0 | 0.0 % |
| 2026 | January | 0.0 | 0.0 | 0.0 % |
| 2026 | February | 0.0 | 12.0 | 0.0 % |
| 2026 | March | 0.0 | 0.0 | 0.0 % |
| Total | | 937.0 | 565.1 | -39.7 % |

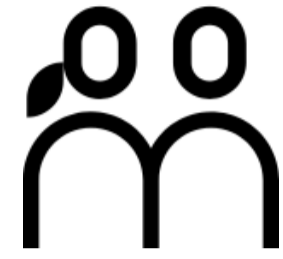
Commercial Vehicle Metres

| Year | Month | Last Year | This Year | Variance % |
|--------------|-----------|----------------|-----------------|---------------|
| 2025 | April | 909.5 | 1,109.7 | 22.0 % |
| 2025 | May | 835.0 | 985.8 | 18.1 % |
| 2025 | June | 639.5 | 1,237.3 | 93.5 % |
| 2025 | July | 613.5 | 874.7 | 42.6 % |
| 2025 | August | 1,130.2 | 904.0 | -20.0 % |
| 2025 | September | 851.5 | 809.8 | -4.9 % |
| 2025 | October | 700.6 | 994.1 | 41.9 % |
| 2025 | November | 756.0 | 983.0 | 30.0 % |
| 2025 | December | 617.5 | 648.0 | 4.9 % |
| 2026 | January | 707.5 | 1,002.8 | 41.7 % |
| 2026 | February | 561.7 | 1,054.9 | 87.8 % |
| 2026 | March | 611.9 | 1,032.5 | 68.7 % |
| Total | | 8,934.4 | 11,636.6 | 30.2 % |



Mallaig - Lochboisdale

Contractual Carrying Groups



This Month YoY

YoY

20,939

LY: 24,493 (-14.5%)



This Month YoY

YoY

9,295

LY: 10,628 (-12.5%)



This Month YoY

YoY

214.1

LY: 196.2 (+9.1%)



This Month YoY

YoY

2.2K

LY: 2.3K (-2.4%)

Passengers

| Year | Month | Last Year | This Year | Variance % |
|--------------|-----------|---------------|---------------|----------------|
| 2025 | April | 1,707 | 459 | -73.1 % |
| 2025 | May | 3,176 | 2,182 | -31.3 % |
| 2025 | June | 5,456 | 3,212 | -41.1 % |
| 2025 | July | 7,091 | 1,763 | -75.1 % |
| 2025 | August | 3,014 | 6,328 | 110.0 % |
| 2025 | September | 2,993 | 3,295 | 10.1 % |
| 2025 | October | 300 | 2,640 | 780.0 % |
| 2025 | November | 82 | 144 | 75.6 % |
| 2025 | December | 421 | 480 | 14.0 % |
| 2026 | January | 253 | 23 | -90.9 % |
| 2026 | February | | 413 | |
| Total | | 24,493 | 20,939 | -14.5 % |

Cars

| Year | Month | Last Year | This Year | Variance % |
|--------------|-----------|---------------|--------------|----------------|
| 2025 | April | 794 | 198 | -75.1 % |
| 2025 | May | 1,442 | 953 | -33.9 % |
| 2025 | June | 2,470 | 1,489 | -39.7 % |
| 2025 | July | 2,693 | 681 | -74.7 % |
| 2025 | August | 1,213 | 2,438 | 101.0 % |
| 2025 | September | 1,465 | 1,608 | 9.8 % |
| 2025 | October | 135 | 1,316 | 874.8 % |
| 2025 | November | 44 | 99 | 125.0 % |
| 2025 | December | 216 | 249 | 15.3 % |
| 2026 | January | 156 | 16 | -89.7 % |
| 2026 | February | | 248 | 0.0 % |
| Total | | 10,628 | 9,295 | -12.5 % |

Coach Metres

| Year | Month | Last Year | This Year | Variance % |
|--------------|-----------|--------------|--------------|--------------|
| 2025 | April | 14.0 | 0.0 | -100.0 % |
| 2025 | May | 12.6 | 22.0 | 74.6 % |
| 2025 | June | 100.6 | 83.0 | -17.5 % |
| 2025 | July | 21.5 | 8.0 | -62.8 % |
| 2025 | August | 0.0 | 51.6 | 0.0 % |
| 2025 | September | 47.5 | 49.5 | 4.2 % |
| 2025 | October | 0.0 | 0.0 | 0.0 % |
| 2025 | November | 0.0 | 0.0 | 0.0 % |
| 2025 | December | 0.0 | 0.0 | 0.0 % |
| 2026 | January | 0.0 | 0.0 | 0.0 % |
| 2026 | February | | 0.0 | 0.0 % |
| Total | | 196.2 | 214.1 | 9.1 % |

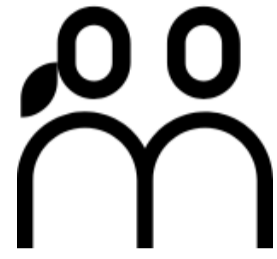
Commercial Vehicle Metres

| Year | Month | Last Year | This Year | Variance % |
|--------------|-----------|----------------|----------------|---------------|
| 2025 | April | 223.0 | 83.6 | -62.5 % |
| 2025 | May | 508.4 | 421.4 | -17.1 % |
| 2025 | June | 432.4 | 213.4 | -50.6 % |
| 2025 | July | 294.1 | 47.8 | -83.7 % |
| 2025 | August | 260.2 | 311.8 | 19.8 % |
| 2025 | September | 420.1 | 368.7 | -12.2 % |
| 2025 | October | 32.8 | 520.6 | 1489.6 % |
| 2025 | November | 24.0 | 57.8 | 140.6 % |
| 2025 | December | 74.0 | 45.8 | -38.1 % |
| 2026 | January | 17.0 | 0.0 | -100.0 % |
| 2026 | February | | 161.2 | 0.0 % |
| Total | | 2,286.0 | 2,232.0 | -2.4 % |



Oban - Castlebay/Lochboisdale

Contractual Carrying Groups



This Month YoY
1,535
LY: 2,124 (-27.7%)

YoY
57,032
LY: 50,005 (+14.1%)



This Month YoY
728
LY: 1,008 (-27.8%)

YoY
22,661
LY: 19,557 (+15.9%)



This Month YoY
9.0
LY: 0.0

YoY
181.1
LY: 155.0 (+16.8%)



This Month YoY
1.2K
LY: 2.3K (-49.6%)

YoY
17.1K
LY: 16.4K (+4.8%)

Passengers

| Year | Month | Last Year | This Year | Variance % |
|--------------|-----------|---------------|---------------|---------------|
| 2025 | April | 4,124 | 6,539 | 58.6 % |
| 2025 | May | 7,352 | 8,020 | 9.1 % |
| 2025 | June | 6,240 | 6,768 | 8.5 % |
| 2025 | July | 7,736 | 13,123 | 69.6 % |
| 2025 | August | 8,451 | 7,720 | -8.6 % |
| 2025 | September | 5,039 | 5,159 | 2.4 % |
| 2025 | October | 2,777 | 2,407 | -13.3 % |
| 2025 | November | 1,681 | 1,494 | -11.1 % |
| 2025 | December | 1,681 | 1,674 | -0.4 % |
| 2026 | January | 1,616 | 1,359 | -15.9 % |
| 2026 | February | 1,184 | 1,234 | 4.2 % |
| 2026 | March | 2,124 | 1,535 | -27.7 % |
| Total | | 50,005 | 57,032 | 14.1 % |

Cars

| Year | Month | Last Year | This Year | Variance % |
|--------------|-----------|---------------|---------------|---------------|
| 2025 | April | 1,648 | 2,632 | 59.7 % |
| 2025 | May | 2,736 | 3,304 | 20.8 % |
| 2025 | June | 2,182 | 2,662 | 22.0 % |
| 2025 | July | 2,497 | 4,458 | 78.5 % |
| 2025 | August | 3,109 | 2,726 | -12.3 % |
| 2025 | September | 2,114 | 2,174 | 2.8 % |
| 2025 | October | 1,225 | 1,096 | -10.5 % |
| 2025 | November | 859 | 778 | -9.4 % |
| 2025 | December | 776 | 810 | 4.4 % |
| 2026 | January | 838 | 676 | -19.3 % |
| 2026 | February | 565 | 617 | 9.2 % |
| 2026 | March | 1,008 | 728 | -27.8 % |
| Total | | 19,557 | 22,661 | 15.9 % |

Coach Metres

| Year | Month | Last Year | This Year | Variance % |
|--------------|-----------|--------------|--------------|---------------|
| 2025 | April | 31.2 | 0.0 | -100.0 % |
| 2025 | May | 14.0 | 21.5 | 53.6 % |
| 2025 | June | 0.0 | 18.3 | 0.0 % |
| 2025 | July | 12.0 | 63.0 | 425.0 % |
| 2025 | August | 27.5 | 25.0 | -9.1 % |
| 2025 | September | 26.1 | 44.3 | 69.7 % |
| 2025 | October | 32.2 | 0.0 | -100.0 % |
| 2025 | November | 0.0 | 0.0 | 0.0 % |
| 2025 | December | 0.0 | 0.0 | 0.0 % |
| 2026 | January | 0.0 | 0.0 | 0.0 % |
| 2026 | February | 12.0 | 0.0 | -100.0 % |
| 2026 | March | 0.0 | 9.0 | 0.0 % |
| Total | | 155.0 | 181.1 | 16.8 % |

Commercial Vehicle Metres

| Year | Month | Last Year | This Year | Variance % |
|--------------|-----------|-----------------|-----------------|--------------|
| 2025 | April | 1,102.5 | 1,958.2 | 77.6 % |
| 2025 | May | 1,508.6 | 1,861.0 | 23.4 % |
| 2025 | June | 1,168.1 | 1,829.0 | 56.6 % |
| 2025 | July | 1,080.9 | 2,343.4 | 116.8 % |
| 2025 | August | 1,729.4 | 1,597.1 | -7.7 % |
| 2025 | September | 1,708.8 | 1,508.1 | -11.7 % |
| 2025 | October | 991.2 | 1,103.9 | 11.4 % |
| 2025 | November | 1,537.3 | 1,191.6 | -22.5 % |
| 2025 | December | 1,039.9 | 783.6 | -24.6 % |
| 2026 | January | 1,112.3 | 944.3 | -15.1 % |
| 2026 | February | 1,072.3 | 849.7 | -20.8 % |
| 2026 | March | 2,302.6 | 1,161.0 | -49.6 % |
| Total | | 16,353.9 | 17,130.9 | 4.8 % |



Cars



Ardmhor (Barra) - Eriskay

| Year | Month | Last Year | This Year | Var % |
|--------------|-----------|---------------|---------------|---------------|
| 2025 | April | 1,158 | 1,536 | 32.6 % |
| 2025 | May | 1,292 | 1,908 | 47.7 % |
| 2025 | June | 1,528 | 1,869 | 22.3 % |
| 2025 | July | 1,592 | 2,150 | 35.1 % |
| 2025 | August | 1,939 | 1,806 | -6.9 % |
| 2025 | September | 1,389 | 1,410 | 1.5 % |
| 2025 | October | 822 | 1,021 | 24.2 % |
| 2025 | November | 672 | 878 | 30.7 % |
| 2025 | December | 360 | 521 | 44.7 % |
| 2026 | January | 616 | 679 | 10.2 % |
| 2026 | February | 700 | 902 | 28.9 % |
| 2026 | March | 866 | 903 | 4.3 % |
| Total | | 12,934 | 15,583 | 20.5 % |

Mallaig - Lochboisdale

| Year | Month | Last Year | This Year | Var % |
|--------------|-----------|--------------|--------------|----------------|
| 2025 | April | 662 | 160 | -75.8 % |
| 2025 | May | 1,087 | 748 | -31.2 % |
| 2025 | June | 1,889 | 1,160 | -38.6 % |
| 2025 | July | 2,272 | 540 | -76.2 % |
| 2025 | August | 978 | 1,976 | 102.0 % |
| 2025 | September | 1,131 | 1,224 | 8.2 % |
| 2025 | October | 106 | 1,047 | 887.7 % |
| 2025 | November | 33 | 81 | 145.5 % |
| 2025 | December | 187 | 229 | 22.5 % |
| 2026 | January | 137 | 13 | -90.5 % |
| 2026 | February | | 202 | 0.0 % |
| Total | | 8,482 | 7,380 | -13.0 % |

Oban - Castlebay/Lochboisdale

| Year | Month | Last Year | This Year | Var % |
|--------------|-----------|---------------|---------------|---------------|
| 2025 | April | 1,223 | 1,855 | 51.7 % |
| 2025 | May | 1,792 | 2,109 | 17.7 % |
| 2025 | June | 1,664 | 1,819 | 9.3 % |
| 2025 | July | 2,030 | 3,362 | 65.6 % |
| 2025 | August | 2,179 | 1,889 | -13.3 % |
| 2025 | September | 1,410 | 1,491 | 5.7 % |
| 2025 | October | 896 | 822 | -8.3 % |
| 2025 | November | 615 | 570 | -7.3 % |
| 2025 | December | 627 | 658 | 4.9 % |
| 2026 | January | 619 | 552 | -10.8 % |
| 2026 | February | 415 | 491 | 18.3 % |
| 2026 | March | 732 | 531 | -27.5 % |
| Total | | 14,202 | 16,149 | 13.7 % |



LGVs



Ardmhor (Barra) - Eriskay

| Year | Month | Last Year | This Year | Var % |
|--------------|-----------|--------------|--------------|---------------|
| 2025 | April | 203 | 279 | 37.4 % |
| 2025 | May | 165 | 228 | 38.2 % |
| 2025 | June | 167 | 234 | 40.1 % |
| 2025 | July | 185 | 266 | 43.8 % |
| 2025 | August | 211 | 288 | 36.5 % |
| 2025 | September | 211 | 222 | 5.2 % |
| 2025 | October | 151 | 247 | 63.6 % |
| 2025 | November | 158 | 265 | 67.7 % |
| 2025 | December | 99 | 148 | 49.5 % |
| 2026 | January | 178 | 232 | 30.3 % |
| 2026 | February | 203 | 373 | 83.7 % |
| 2026 | March | 248 | 320 | 29.0 % |
| Total | | 2,179 | 3,102 | 42.4 % |

Mallaig - Lochboisdale

| Year | Month | Last Year | This Year | Var % |
|--------------|-----------|------------|------------|----------------|
| 2025 | April | 56 | 11 | -80.4 % |
| 2025 | May | 102 | 53 | -48.0 % |
| 2025 | June | 183 | 81 | -55.7 % |
| 2025 | July | 146 | 40 | -72.6 % |
| 2025 | August | 66 | 128 | 93.9 % |
| 2025 | September | 114 | 122 | 7.0 % |
| 2025 | October | 10 | 144 | 1340.0 % |
| 2025 | November | 9 | 8 | -11.1 % |
| 2025 | December | 14 | 12 | -14.3 % |
| 2026 | January | 5 | 1 | -80.0 % |
| 2026 | February | | 30 | 0.0 % |
| Total | | 705 | 630 | -10.6 % |

Oban - Castlebay/Lochboisdale

| Year | Month | Last Year | This Year | Var % |
|--------------|-----------|--------------|--------------|--------------|
| 2025 | April | 139 | 233 | 67.6 % |
| 2025 | May | 194 | 200 | 3.1 % |
| 2025 | June | 153 | 168 | 9.8 % |
| 2025 | July | 160 | 238 | 48.8 % |
| 2025 | August | 144 | 176 | 22.2 % |
| 2025 | September | 183 | 134 | -26.8 % |
| 2025 | October | 126 | 107 | -15.1 % |
| 2025 | November | 135 | 116 | -14.1 % |
| 2025 | December | 98 | 110 | 12.2 % |
| 2026 | January | 123 | 81 | -34.1 % |
| 2026 | February | 81 | 88 | 8.6 % |
| 2026 | March | 141 | 94 | -33.3 % |
| Total | | 1,677 | 1,745 | 4.1 % |



Motorhomes



Ardmhor (Barra) - Eriskay

| Year | Month | Last Year | This Year | Var % |
|--------------|-----------|--------------|--------------|---------------|
| 2025 | April | 212 | 322 | 51.9 % |
| 2025 | May | 513 | 775 | 51.1 % |
| 2025 | June | 415 | 544 | 31.1 % |
| 2025 | July | 358 | 470 | 31.3 % |
| 2025 | August | 390 | 393 | 0.8 % |
| 2025 | September | 416 | 419 | 0.7 % |
| 2025 | October | 69 | 115 | 66.7 % |
| 2025 | November | 18 | 11 | -38.9 % |
| 2025 | December | 10 | 9 | -10.0 % |
| 2026 | January | 4 | 7 | 75.0 % |
| 2026 | February | 11 | 14 | 27.3 % |
| 2026 | March | 38 | 53 | 39.5 % |
| Total | | 2,454 | 3,132 | 27.6 % |

Mallaig - Lochboisdale

| Year | Month | Last Year | This Year | Var % |
|--------------|-----------|------------|------------|--------------|
| 2025 | April | 37 | 16 | -56.8 % |
| 2025 | May | 144 | 116 | -19.4 % |
| 2025 | June | 226 | 165 | -27.0 % |
| 2025 | July | 205 | 66 | -67.8 % |
| 2025 | August | 76 | 224 | 194.7 % |
| 2025 | September | 151 | 184 | 21.9 % |
| 2025 | October | 6 | 76 | 1166.7 % |
| 2025 | November | 3 | 4 | 33.3 % |
| 2025 | December | 6 | 8 | 33.3 % |
| 2026 | January | 6 | 0 | -100.0 % |
| 2026 | February | | 4 | 0.0 % |
| Total | | 860 | 863 | 0.3 % |

Oban - Castlebay/Lochboisdale

| Year | Month | Last Year | This Year | Var % |
|--------------|-----------|--------------|--------------|---------------|
| 2025 | April | 245 | 418 | 70.6 % |
| 2025 | May | 697 | 791 | 13.5 % |
| 2025 | June | 459 | 529 | 15.3 % |
| 2025 | July | 416 | 579 | 39.2 % |
| 2025 | August | 449 | 425 | -5.3 % |
| 2025 | September | 385 | 428 | 11.2 % |
| 2025 | October | 80 | 96 | 20.0 % |
| 2025 | November | 23 | 19 | -17.4 % |
| 2025 | December | 7 | 22 | 214.3 % |
| 2026 | January | 10 | 11 | 10.0 % |
| 2026 | February | 12 | 22 | 83.3 % |
| 2026 | March | 52 | 39 | -25.0 % |
| Total | | 2,835 | 3,379 | 19.2 % |



Caravans



Ardmhor (Barra) - Eriskay

| Year | Month | Last Year | This Year | Var % |
|--------------|-----------|-----------|-----------|--------------|
| 2025 | May | 17 | 18 | 5.9% |
| 2025 | July | 17 | 17 | 0.0% |
| 2025 | June | 15 | 13 | -13.3% |
| 2025 | August | 12 | 16 | 33.3% |
| 2025 | September | 7 | 9 | 28.6% |
| 2025 | April | 2 | 7 | 250.0% |
| 2025 | November | 1 | 0 | -100.0% |
| 2026 | March | 1 | 2 | 100.0% |
| 2025 | October | 0 | 0 | 0.0% |
| 2025 | December | 0 | 0 | 0.0% |
| 2026 | January | 0 | 0 | 0.0% |
| 2026 | February | 0 | 0 | 0.0% |
| Total | | 72 | 82 | 13.9% |

Mallaig - Lochboisdale


| Year | Month | Last Year | This Year | Var % |
|--------------|-----------|-----------|-----------|---------------|
| 2025 | April | 1 | 0 | -100.0% |
| 2025 | May | 8 | 5 | -37.5% |
| 2025 | June | 28 | 5 | -82.1% |
| 2025 | July | 16 | 6 | -62.5% |
| 2025 | August | 6 | 13 | 116.7% |
| 2025 | September | 6 | 7 | 16.7% |
| 2025 | October | 0 | 1 | 0.0% |
| 2025 | November | 0 | 0 | 0.0% |
| 2025 | December | 0 | 0 | 0.0% |
| 2026 | January | 0 | 0 | 0.0% |
| 2026 | February | | 0 | 0.0% |
| Total | | 65 | 37 | -43.1% |

Oban - Castlebay/Lochboisdale

| Year | Month | Last Year | This Year | Var % |
|--------------|-----------|------------|------------|--------------|
| 2025 | April | 4 | 12 | 200.0% |
| 2025 | May | 25 | 32 | 28.0% |
| 2025 | June | 22 | 24 | 9.1% |
| 2025 | July | 27 | 31 | 14.8% |
| 2025 | August | 22 | 29 | 31.8% |
| 2025 | September | 11 | 18 | 63.6% |
| 2025 | October | 4 | 1 | -75.0% |
| 2025 | November | 9 | 7 | -22.2% |
| 2025 | December | 5 | 4 | -20.0% |
| 2026 | January | 3 | 1 | -66.7% |
| 2026 | February | 2 | 0 | -100.0% |
| 2026 | March | 10 | 3 | -70.0% |
| Total | | 144 | 162 | 12.5% |



Trailers



Ardmhor (Barra) - Eriskay

| Year | Month | Last Year | This Year | Var % |
|--------------|-----------|------------|------------|--------------|
| 2025 | April | 29 | 31 | 6.9% |
| 2025 | May | 21 | 26 | 23.8% |
| 2025 | June | 16 | 19 | 18.8% |
| 2025 | July | 32 | 31 | -3.1% |
| 2025 | August | 28 | 28 | 0.0% |
| 2025 | September | 22 | 28 | 27.3% |
| 2025 | October | 20 | 20 | 0.0% |
| 2025 | November | 28 | 28 | 0.0% |
| 2025 | December | 11 | 19 | 72.7% |
| 2026 | January | 17 | 32 | 88.2% |
| 2026 | February | 23 | 36 | 56.5% |
| 2026 | March | 33 | 26 | -21.2% |
| Total | | 280 | 324 | 15.7% |

Mallaig - Lochboisdale

| Year | Month | Last Year | This Year | Var % |
|--------------|-----------|------------|------------|--------------|
| 2025 | April | 10 | 0 | -100.0% |
| 2025 | May | 17 | 6 | -64.7% |
| 2025 | June | 31 | 15 | -51.6% |
| 2025 | July | 22 | 10 | -54.5% |
| 2025 | August | 13 | 28 | 115.4% |
| 2025 | September | 18 | 18 | 0.0% |
| 2025 | October | 5 | 32 | 540.0% |
| 2025 | November | 0 | 2 | 0.0% |
| 2025 | December | 3 | 2 | -33.3% |
| 2026 | January | 1 | 0 | -100.0% |
| 2026 | February | | 3 | 0.0% |
| Total | | 120 | 116 | -3.3% |

Oban - Castlebay/Lochboisdale

| Year | Month | Last Year | This Year | Var % |
|--------------|-----------|------------|------------|-------------|
| 2025 | April | 33 | 45 | 36.4% |
| 2025 | May | 23 | 35 | 52.2% |
| 2025 | June | 24 | 22 | -8.3% |
| 2025 | July | 26 | 57 | 119.2% |
| 2025 | August | 53 | 47 | -11.3% |
| 2025 | September | 19 | 25 | 31.6% |
| 2025 | October | 24 | 19 | -20.8% |
| 2025 | November | 12 | 16 | 33.3% |
| 2025 | December | 23 | 10 | -56.5% |
| 2026 | January | 20 | 13 | -35.0% |
| 2026 | February | 9 | 11 | 22.2% |
| 2026 | March | 28 | 4 | -85.7% |
| Total | | 294 | 304 | 3.4% |



Motorbikes



Ardmhor (Barra) - Eriskay

| Year | Month | Last Year | This Year | Var % |
|--------------|-----------|------------|------------|--------------|
| 2025 | April | 14 | 39 | 178.6% |
| 2025 | May | 36 | 83 | 130.6% |
| 2025 | June | 47 | 76 | 61.7% |
| 2025 | July | 34 | 61 | 79.4% |
| 2025 | August | 46 | 38 | -17.4% |
| 2025 | September | 38 | 33 | -13.2% |
| 2025 | October | 2 | 16 | 700.0% |
| 2025 | November | 1 | 0 | -100.0% |
| 2025 | December | 0 | 0 | 0.0% |
| 2026 | January | 0 | 0 | 0.0% |
| 2026 | February | 1 | 3 | 200.0% |
| 2026 | March | 0 | 7 | 0.0% |
| Total | | 219 | 356 | 62.6% |

Mallaig - Lochboisdale

| Year | Month | Last Year | This Year | Var % |
|--------------|-----------|------------|------------|---------------|
| 2025 | April | 7 | 1 | -85.7% |
| 2025 | May | 36 | 18 | -50.0% |
| 2025 | June | 54 | 24 | -55.6% |
| 2025 | July | 37 | 5 | -86.5% |
| 2025 | August | 21 | 23 | 9.5% |
| 2025 | September | 27 | 34 | 25.9% |
| 2025 | October | 0 | 14 | 0.0% |
| 2025 | November | 0 | 1 | 0.0% |
| 2025 | December | 0 | 0 | 0.0% |
| 2026 | January | 0 | 0 | 0.0% |
| 2026 | February | | 0 | 0.0% |
| Total | | 182 | 120 | -34.1% |

Oban - Castlebay/Lochboisdale

| Year | Month | Last Year | This Year | Var % |
|--------------|-----------|------------|------------|--------------|
| 2025 | April | 20 | 34 | 70.0% |
| 2025 | May | 76 | 95 | 25.0% |
| 2025 | June | 40 | 72 | 80.0% |
| 2025 | July | 42 | 84 | 100.0% |
| 2025 | August | 37 | 37 | 0.0% |
| 2025 | September | 47 | 46 | -2.1% |
| 2025 | October | 10 | 15 | 50.0% |
| 2025 | November | 0 | 2 | 0.0% |
| 2025 | December | 0 | 2 | 0.0% |
| 2026 | January | 0 | 0 | 0.0% |
| 2026 | February | 0 | 1 | 0.0% |
| 2026 | March | 5 | 1 | -80.0% |
| Total | | 277 | 389 | 40.4% |



Bicycles



Ardmhor (Barra) - Eriskay

| Year | Month | Last Year | This Year | Var % |
|--------------|-----------|--------------|--------------|--------------|
| 2026 | January | 0 | 0 | 0.0% |
| 2026 | February | 1 | 3 | 200.0% |
| 2026 | March | 11 | 4 | -63.6% |
| 2025 | April | 103 | 175 | 69.9% |
| 2025 | May | 415 | 646 | 55.7% |
| 2025 | June | 379 | 517 | 36.4% |
| 2025 | July | 374 | 421 | 12.6% |
| 2025 | August | 393 | 357 | -9.2% |
| 2025 | September | 253 | 232 | -8.3% |
| 2025 | October | 23 | 15 | -34.8% |
| 2025 | November | 2 | 0 | -100.0% |
| 2025 | December | 1 | 0 | -100.0% |
| Total | | 1,955 | 2,370 | 21.2% |

Mallaig - Lochboisdale


| Year | Month | Last Year | This Year | Var % |
|--------------|-----------|------------|------------|---------------|
| 2026 | January | 0 | 1 | 0.0% |
| 2026 | February | | 1 | 0.0% |
| 2025 | April | 12 | 5 | -58.3% |
| 2025 | May | 70 | 66 | -5.7% |
| 2025 | June | 132 | 66 | -50.0% |
| 2025 | July | 155 | 37 | -76.1% |
| 2025 | August | 39 | 106 | 171.8% |
| 2025 | September | 49 | 37 | -24.5% |
| 2025 | October | 0 | 18 | 0.0% |
| 2025 | November | 0 | 1 | 0.0% |
| 2025 | December | 0 | 2 | 0.0% |
| Total | | 457 | 340 | -25.6% |

Oban - Castlebay/Lochboisdale

| Year | Month | Last Year | This Year | Var % |
|--------------|-----------|--------------|--------------|-------------|
| 2026 | January | 3 | 9 | 200.0% |
| 2026 | February | 2 | 1 | -50.0% |
| 2026 | March | 28 | 9 | -67.9% |
| 2025 | April | 163 | 235 | 44.2% |
| 2025 | May | 656 | 651 | -0.8% |
| 2025 | June | 536 | 562 | 4.9% |
| 2025 | July | 481 | 665 | 38.3% |
| 2025 | August | 497 | 507 | 2.0% |
| 2025 | September | 378 | 298 | -21.2% |
| 2025 | October | 43 | 27 | -37.2% |
| 2025 | November | 6 | 8 | 33.3% |
| 2025 | December | 5 | 4 | -20.0% |
| Total | | 2,798 | 2,976 | 6.4% |



Reliability & Punctuality



Reliability

| Year | Month | Ardmhor (Barra) - Eriskay | Mallaig - Lochboisdale | Oban - Castlebay/Lochboisdale |
|--------------|-----------|---------------------------|------------------------|-------------------------------|
| 2025 | April | 99.3% | 31.6% | 98.9% |
| | May | 98.1% | 63.0% | 90.0% |
| | June | 95.2% | 82.1% | 92.3% |
| | July | 100.0% | 95.0% | 100.0% |
| | August | 88.3% | 84.5% | 93.5% |
| | September | 81.9% | 67.1% | 90.0% |
| | October | 88.6% | 76.5% | 75.0% |
| | November | 91.9% | 50.0% | 69.0% |
| | December | 71.6% | 46.9% | 81.0% |
| | 2026 | January | 82.8% | 28.6% |
| February | | 94.5% | 48.5% | 78.3% |
| March | | 79.4% | 100.0% | 37.8% |
| Total | | 89.5% | 67.7% | 80.0% |

Punctuality

| Year | Month | Ardmhor (Barra) - Eriskay | Mallaig - Lochboisdale | Oban - Castlebay/Lochboisdale |
|--------------|-----------|---------------------------|------------------------|-------------------------------|
| 2025 | April | 98.6% | 33.3% | 86.8% |
| | May | 100.0% | 51.7% | 86.4% |
| | June | 99.6% | 91.3% | 91.7% |
| | July | 97.7% | 78.9% | 83.3% |
| | August | 98.9% | 78.9% | 82.8% |
| | September | 100.0% | 70.9% | 74.1% |
| | October | 97.0% | 80.8% | 78.6% |
| | November | 99.2% | 75.0% | 75.5% |
| | December | 98.4% | 66.7% | 72.3% |
| | 2026 | January | 99.1% | 50.0% |
| February | | 100.0% | 56.3% | 75.0% |
| March | | 96.0% | 100.0% | 51.6% |
| Total | | 98.7% | 73.5% | 80.5% |



Reliability & Punctuality Summary

Summary of Scheduled, Operated, Cancelled, Late & Diverted Sailings
by Route & Leg

| Year | Month | Route | Leg | Operated Sailings | Scheduled Sailings | Additional Sailings | Cancelled Sailings | Diverted Sailings | On Time | Late |
|--------------|-------|-------------------------------|------------------------|-------------------|--------------------|---------------------|--------------------|-------------------|------------|-----------|
| 2026 | March | Ardmhor (Barra) - Eriskay | Ardmhor-Eriskay | 130 | 143 | 17 | 30 | 0 | 108 | 5 |
| 2026 | March | Ardmhor (Barra) - Eriskay | Eriskay-Ardmhor | 131 | 143 | 17 | 29 | 0 | 110 | 4 |
| 2026 | March | Oban - Castlebay/Lochboisdale | Castlebay-Lochboisdale | 4 | 1 | 4 | 1 | 0 | 0 | 0 |
| 2026 | March | Oban - Castlebay/Lochboisdale | Castlebay-Oban | 14 | 22 | 4 | 12 | 0 | 5 | 5 |
| 2026 | March | Oban - Castlebay/Lochboisdale | Lochboisdale-Castlebay | 4 | 1 | 4 | 1 | 0 | 0 | 0 |
| 2026 | March | Oban - Castlebay/Lochboisdale | Lochboisdale-Oban | 7 | 18 | 2 | 13 | 0 | 4 | 1 |
| 2026 | March | Oban - Castlebay/Lochboisdale | Oban-Castlebay | 14 | 22 | 4 | 12 | 2 | 3 | 7 |
| 2026 | March | Oban - Castlebay/Lochboisdale | Oban-Lochboisdale | 6 | 18 | 0 | 12 | 3 | 4 | 2 |
| Total | | | | 310 | 368 | 52 | 110 | 5 | 234 | 24 |

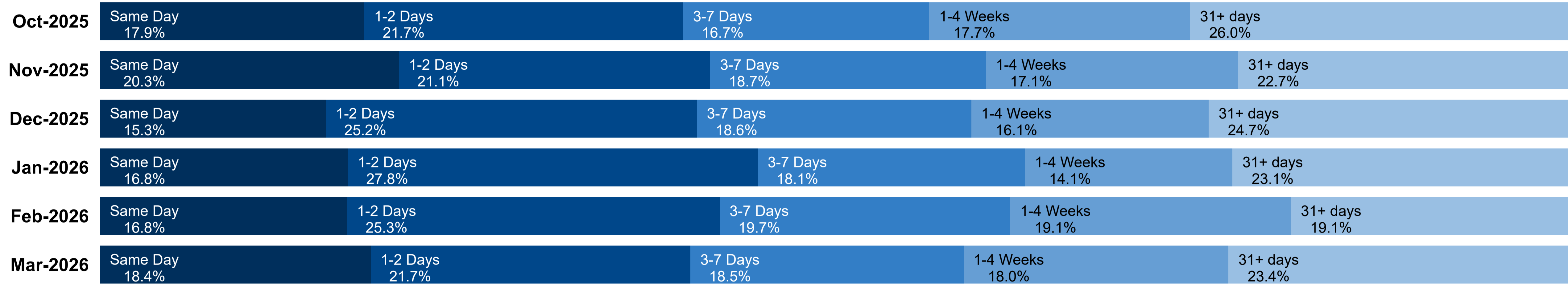
Monthly Performance Pack

Booking Lead Time by Month of Travel

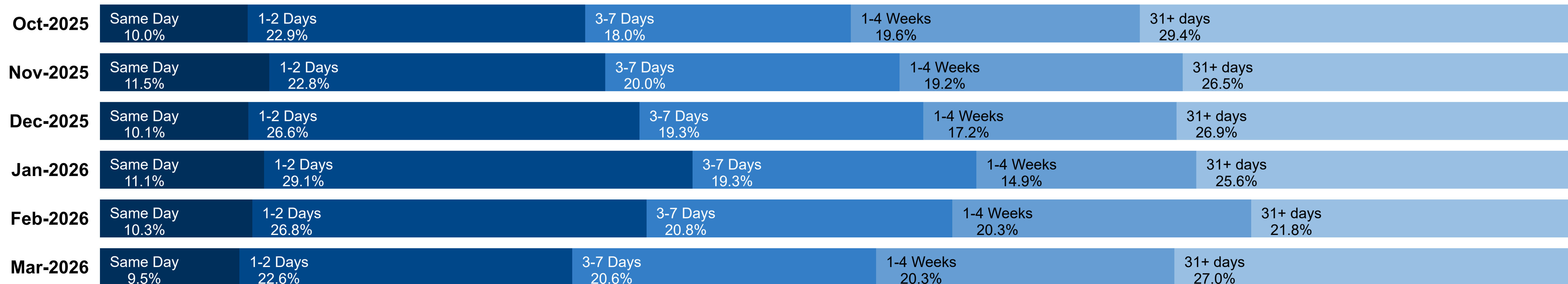


This visual shows how far in advance customers book their travel, grouped by the month in which they actually travel.

All Bookings



Bookings with Vehicles



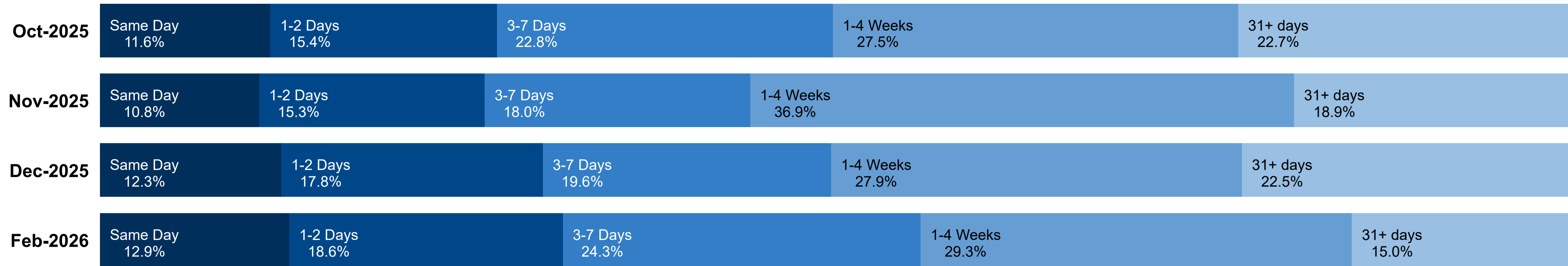
Monthly Performance Pack

Booking Lead Time by Month of Travel

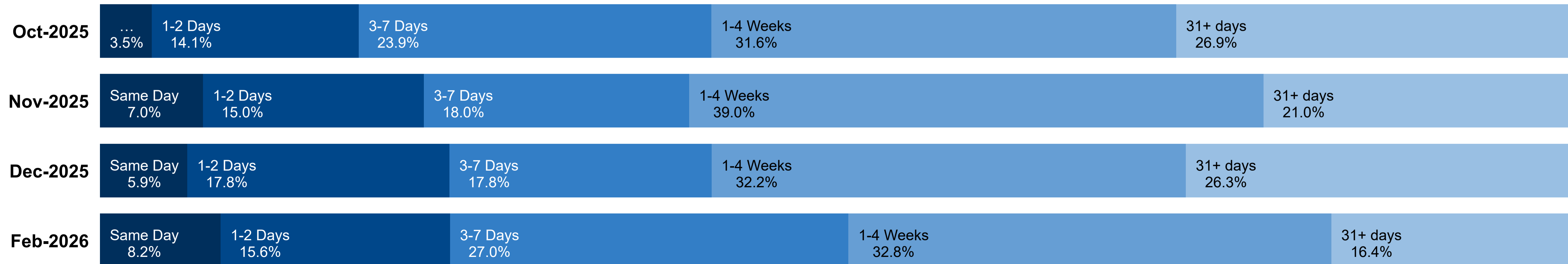


This visual shows how far in advance customers book their travel, grouped by the month in which they actually travel.

All Bookings



Bookings with Vehicles



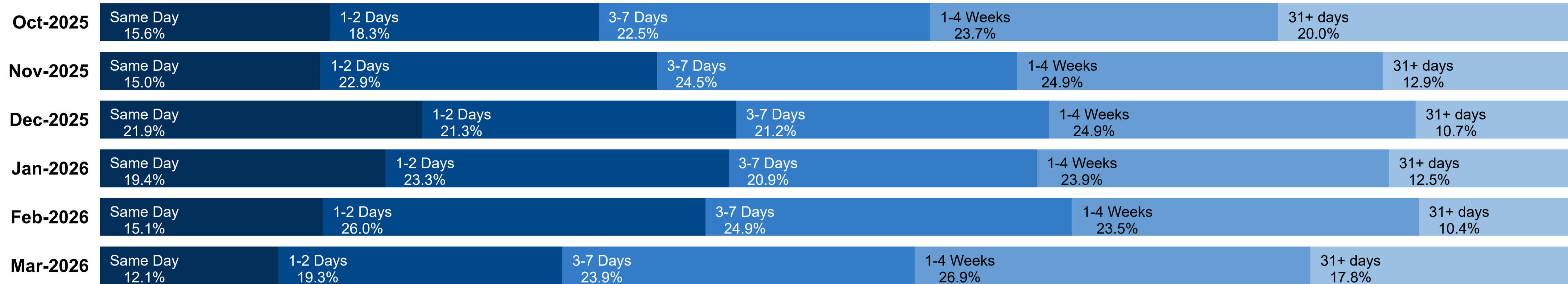
Monthly Performance Pack

Booking Lead Time by Month of Travel



This visual shows how far in advance customers book their travel, grouped by the month in which they actually travel.

All Bookings



Bookings with Vehicles

