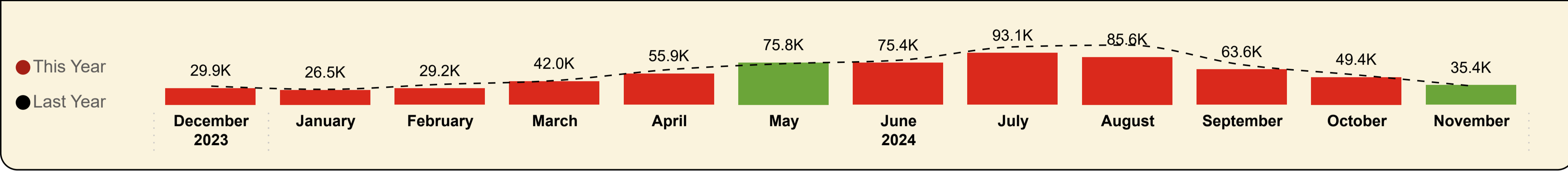




Shipped Passengers

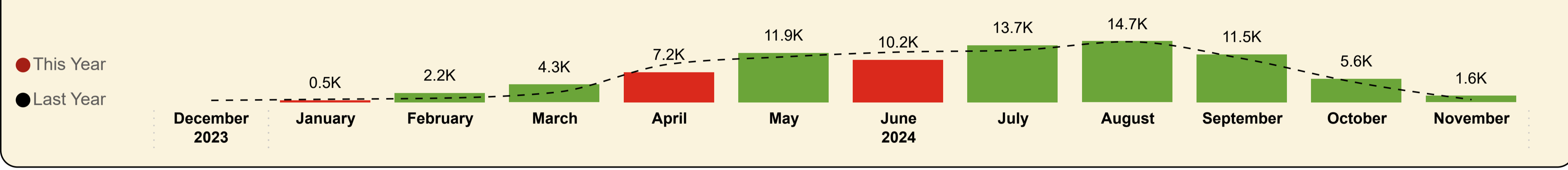
Ardrossan - Brodick



This Month YoY
35,384
LY: 33,743 (+4.86%)

YoY
661,909
LY: 728,237 (-9.1%)

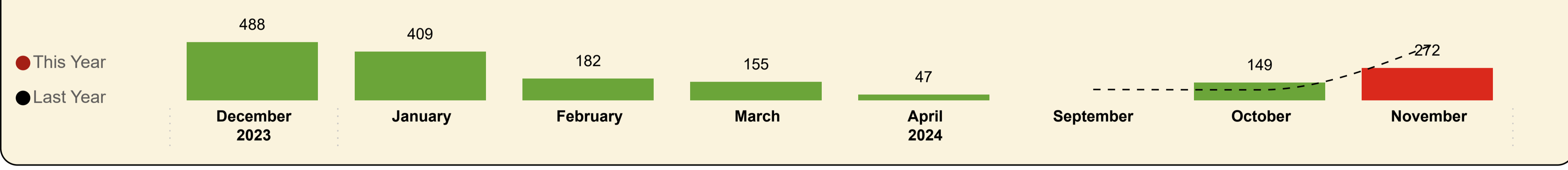
Claonaig - Lochranza



This Month YoY
1,557
LY: 625 (+149.12%)

YoY
83,362
LY: 79,570 (+4.8%)

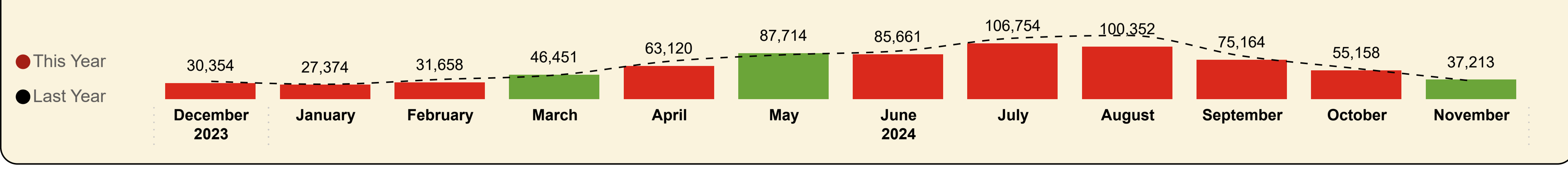
Tarbert LF - Lochranza



This Month YoY
272
LY: 454 (-40.09%)

YoY
1,702
LY: 631 (+169.7%)

Arran Total



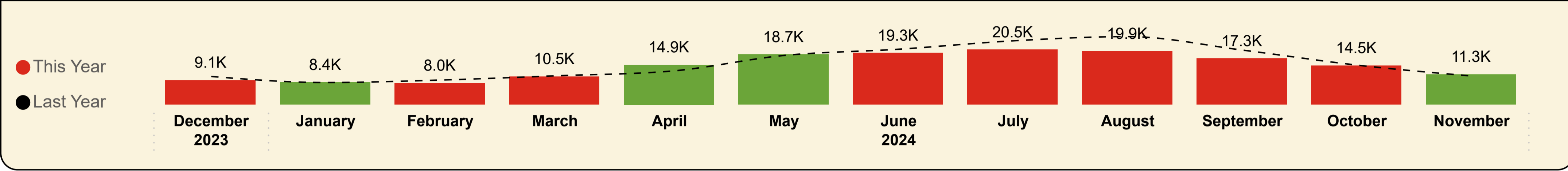
This Month YoY
37,213
LY: 34,822 (+6.87%)

YoY
746,973
LY: 808,438 (-7.6%)



Shipped Cars

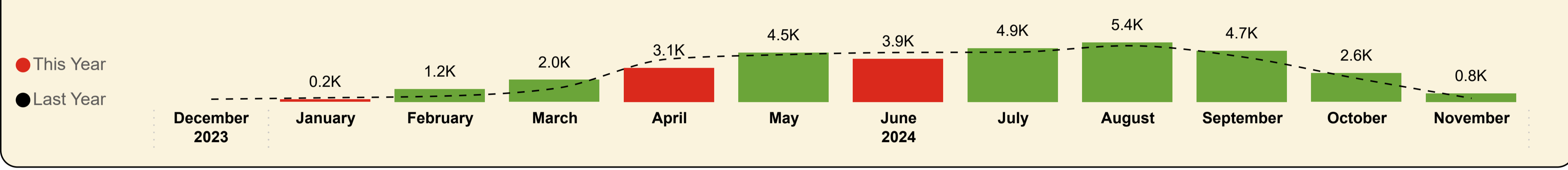
Ardrossan - Brodick



This Month YoY
11,294
LY: 10,683 (+5.72%)

YoY
172,426
LY: 184,994 (-6.8%)

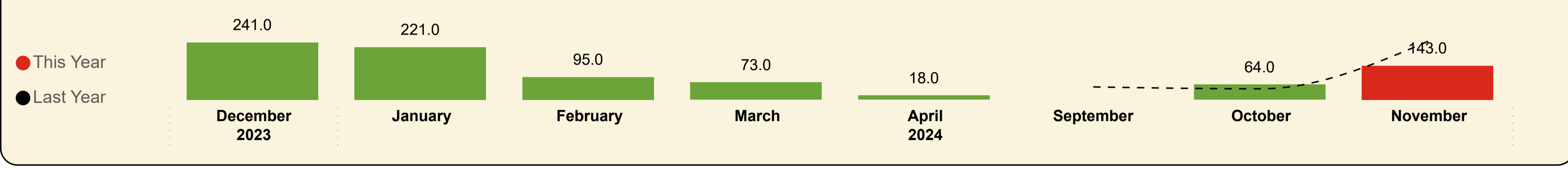
Claonaig - Lochranza



This Month YoY
777
LY: 320 (+142.81%)

YoY
33,265
LY: 31,235 (+6.5%)

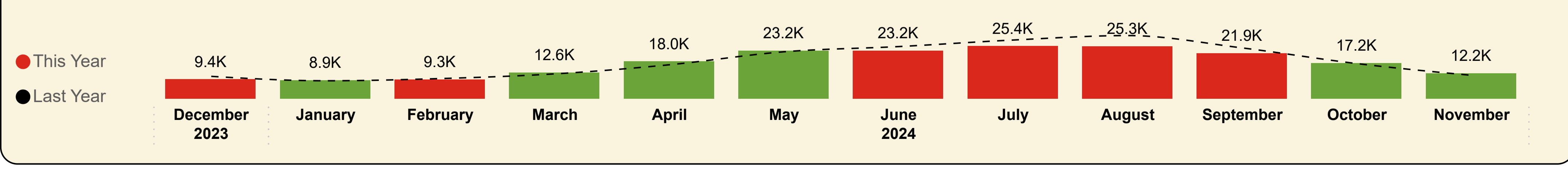
Tarbert LF - Lochranza



This Month YoY
143
LY: 247 (-42.11%)

YoY
855
LY: 347 (+146.4%)

Arran Total



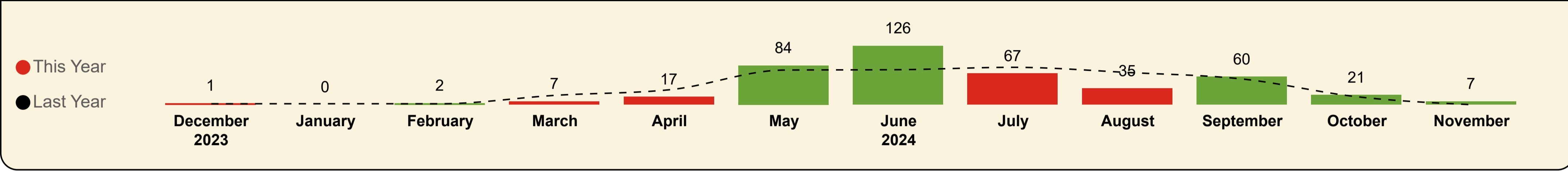
This Month YoY
12,214
LY: 11,250 (+8.57%)

YoY
206,546
LY: 216,577 (-4.6%)



Shipped Coaches

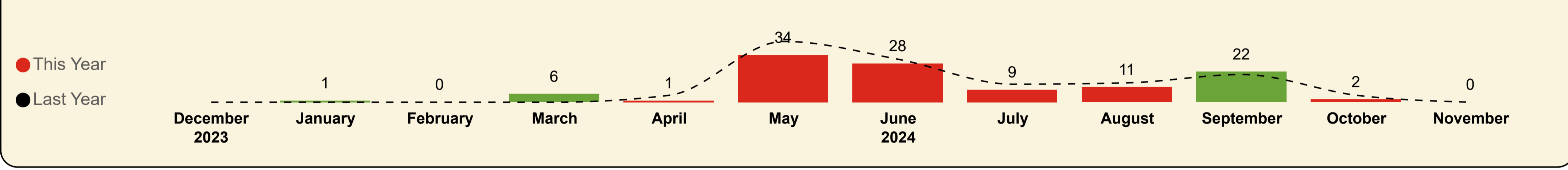
Ardrossan - Brodick



This Month YoY
7
LY: 0

YoY
427
LY: 428 (-0.3%)


Claonaig - Lochranza



This Month YoY
0
LY: 0

YoY
114
LY: 132 (-13.6%)

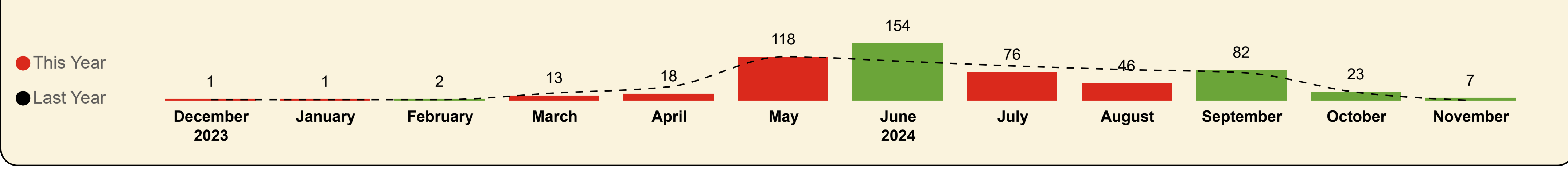
Tarbert LF - Lochranza



This Month YoY
0
LY: 0

YoY
0
LY: 0

Arran Total



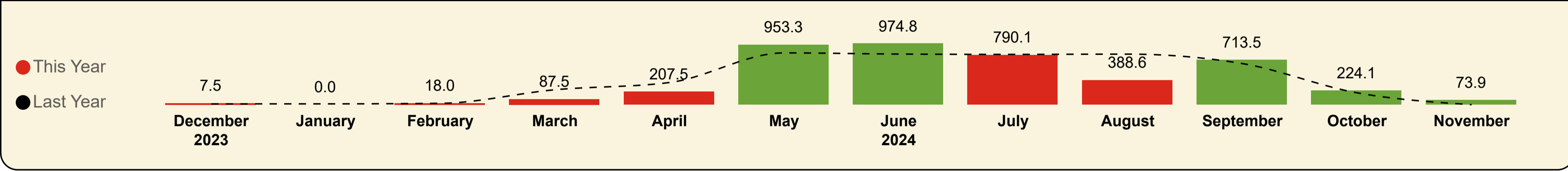
This Month YoY
7
LY: 0

YoY
541
LY: 560 (-3.4%)



Shipped Coach Metres

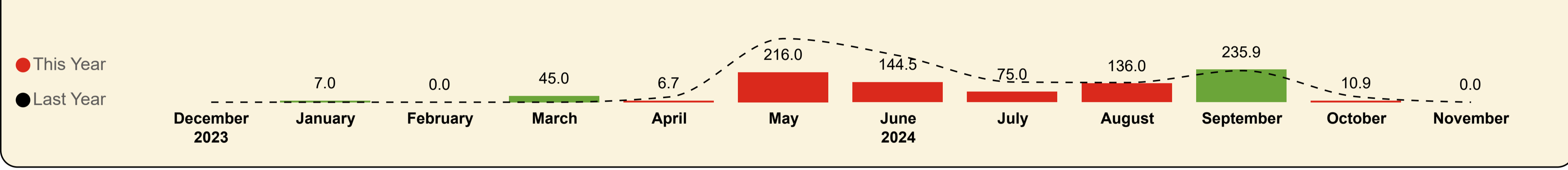
Ardrossan - Brodick



This Month YoY
73.9
LY: 0.0

YoY
4.4K
LY: 4.7K (-5.8%)


Claonaig - Lochranza



This Month YoY
0.0
LY: 0.0

YoY
877.0
LY: 1.4K (-36.9%)

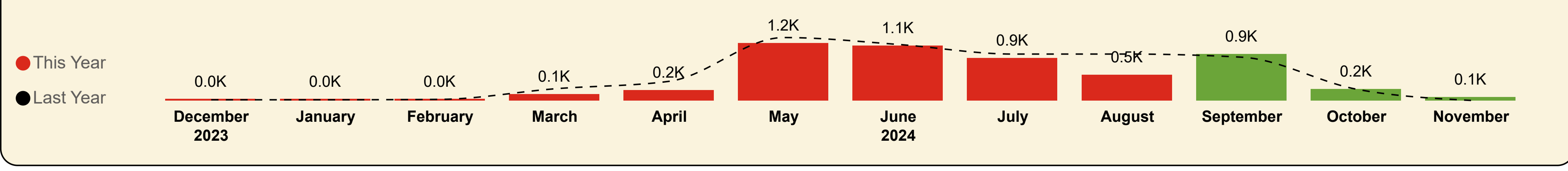
Tarbert LF - Lochranza



This Month YoY
0.0
LY: 0.0

YoY
0.0
LY: 0.0

Arran Total



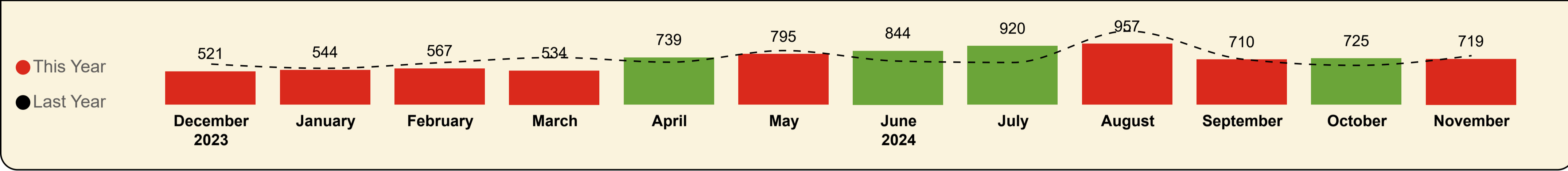
This Month YoY
73.9
LY: 0.0

YoY
5.3K
LY: 6.1K (-12.9%)



Shipped Commercial Vehicles

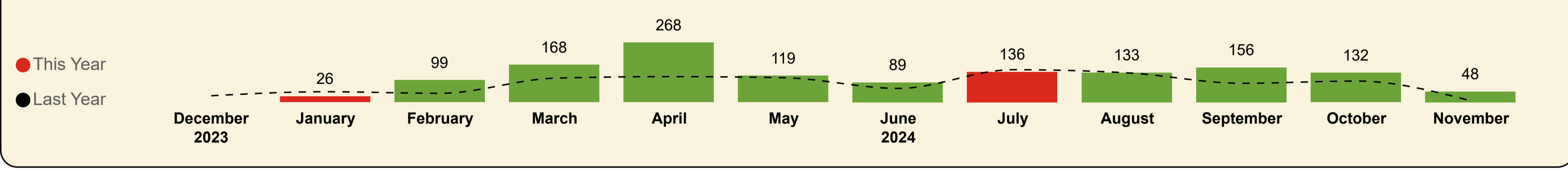
Ardrossan - Brodick



This Month YoY
719
LY: 769 (-6.5%)

YoY
8,575
LY: 8,723 (-1.7%)

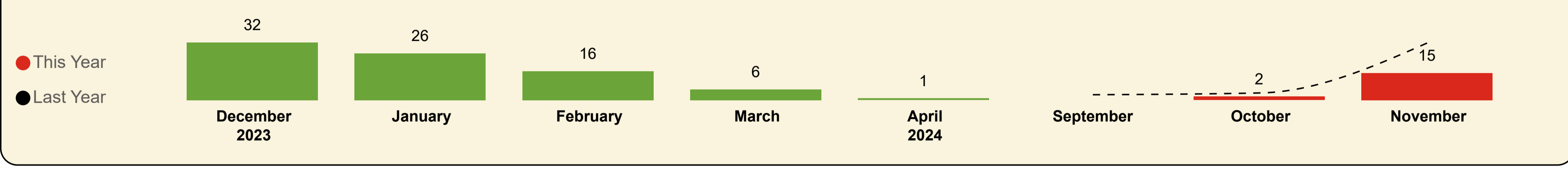
Claonaig - Lochranza



This Month YoY
48
LY: 6 (+700%)

YoY
1,374
LY: 975 (+40.9%)

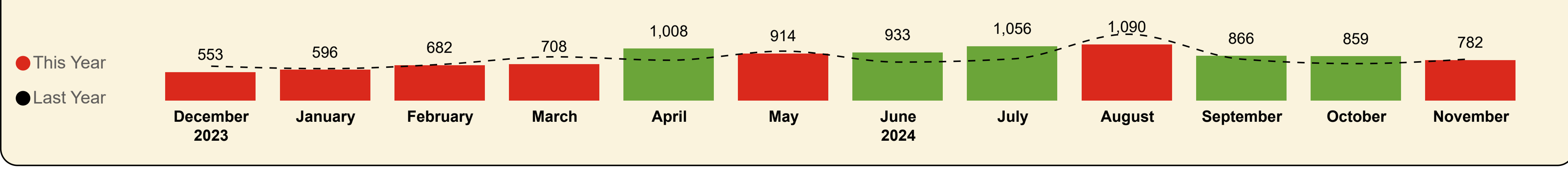
Tarbert LF - Lochranza



This Month YoY
15
LY: 32 (-53.1%)

YoY
98
LY: 39 (+151.3%)

Arran Total



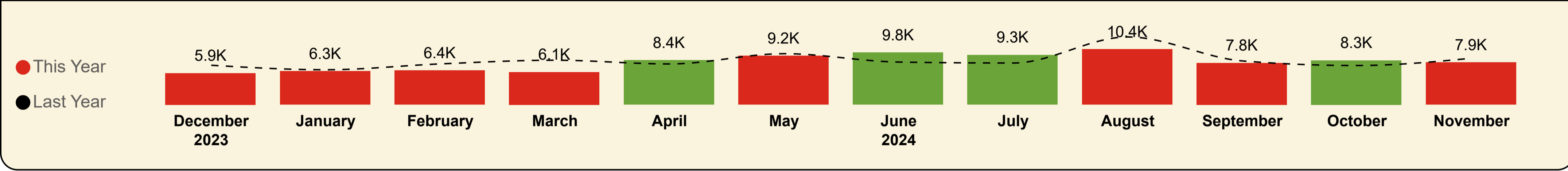
This Month YoY
782
LY: 807 (-3.1%)

YoY
10,047
LY: 9,737 (+3.2%)



Shipped Commercial Vehicle Metres

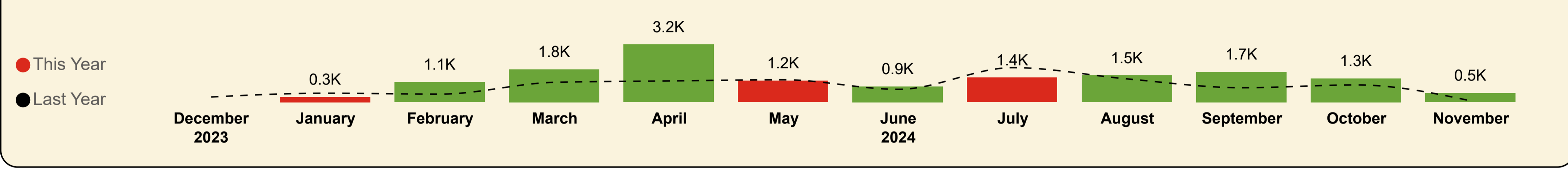
Ardrossan - Brodick



This Month YoY
7.9K
LY: 8.7K (-9.1%)

YoY
96.0K
LY: 100.1K (-4.1%)


Claonaig - Lochranza



This Month YoY
506.0
LY: 73.0 (+593.2%)

YoY
14.9K
LY: 10.6K (+41.1%)

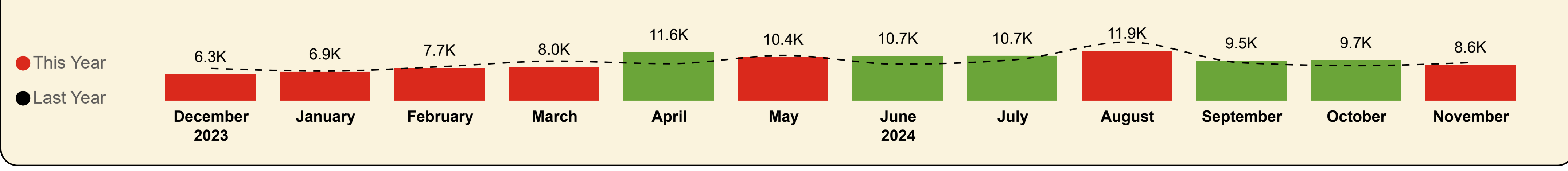
Tarbert LF - Lochranza



This Month YoY
138.5
LY: 319.0 (-56.6%)

YoY
1.0K
LY: 407.0 (+147.2%)

Arran Total



This Month YoY
8.6K
LY: 9.1K (-6%)

YoY
111.9K
LY: 111.1K (+0.7%)



Arran Total Contractual Carrying Groups




This Month YoY
37,213
LY: 34,805 (+6.9%)

YoY
746,973
LY: 808,438 (-7.6%)



This Month YoY
12,214
LY: 11,239 (+8.7%)

YoY
206,546
LY: 216,577 (-4.6%)



This Month YoY
73.9
LY: 0.0

YoY
5.3K
LY: 6.1K (-12.9%)



This Month YoY
8.6K
LY: 9.1K (-5.7%)

YoY
111.9K
LY: 111.1K (+0.7%)

Passengers

Year	Month	Last Year	This Year	Variance %
2023	December	33,847	30,354	-10.3 %
2024	January	28,306	27,374	-3.3 %
2024	February	37,510	31,658	-15.6 %
2024	March	45,776	46,451	1.5 %
2024	April	72,365	63,120	-12.8 %
2024	May	84,720	87,714	3.5 %
2024	June	92,041	85,661	-6.9 %
2024	July	116,491	106,754	-8.4 %
2024	August	121,777	100,352	-17.6 %
2024	September	82,442	75,164	-8.8 %
2024	October	58,341	55,158	-5.5 %
2024	November	34,822	37,213	6.9 %
Total		808,438	746,973	-7.6 %

Cars

Year	Month	Last Year	This Year	Variance %
2023	December	10,749	9,350	-13.0 %
2024	January	8,622	8,865	2.8 %
2024	February	9,686	9,283	-4.2 %
2024	March	11,962	12,554	4.9 %
2024	April	16,361	17,987	9.9 %
2024	May	22,632	23,229	2.6 %
2024	June	25,147	23,185	-7.8 %
2024	July	28,310	25,399	-10.3 %
2024	August	30,463	25,346	-16.8 %
2024	September	24,477	21,906	-10.5 %
2024	October	16,917	17,228	1.8 %
2024	November	11,250	12,214	8.6 %
Total		216,577	206,546	-4.6 %

Coach Metres

Year	Month	Last Year	This Year	Variance %
2023	December	13.0	7.5	-42.3 %
2024	January	13.0	7.0	-46.2 %
2024	February	22.0	18.0	-18.2 %
2024	March	237.5	132.5	-44.2 %
2024	April	390.4	214.2	-45.1 %
2024	May	1,282.8	1,169.3	-8.8 %
2024	June	1,142.0	1,119.3	-2.0 %
2024	July	945.8	865.1	-8.5 %
2024	August	945.9	524.6	-44.5 %
2024	September	881.4	949.4	7.7 %
2024	October	228.8	235.0	2.7 %
2024	November	0.0	73.9	0.0 %
Total		6,102.6	5,315.7	-12.9 %

Commercial Vehicle Metres

Year	Month	Last Year	This Year	Variance %
2023	December	7,701.6	6,252.0	-18.8 %
2024	January	7,064.6	6,867.7	-2.8 %
2024	February	8,116.5	7,739.4	-4.6 %
2024	March	9,463.3	8,023.7	-15.2 %
2024	April	8,838.0	11,586.1	31.1 %
2024	May	10,829.0	10,384.5	-4.1 %
2024	June	8,727.2	10,666.1	22.2 %
2024	July	9,755.7	10,712.5	9.8 %
2024	August	14,023.3	11,894.6	-15.2 %
2024	September	9,066.5	9,524.2	5.0 %
2024	October	8,369.0	9,653.9	15.4 %
2024	November	9,119.8	8,574.2	-6.0 %
Total		111,074.6	111,878.9	0.7 %



This Month YoY

35,384

LY: 33,743 (+4.9%)

YoY

661,909

LY: 728,237 (-9.1%)



This Month YoY


11,294

LY: 10,683 (+5.7%)

YoY

172,426

LY: 184,994 (-6.8%)



This Month YoY

73.9

LY: 0.0

YoY

4.4K

LY: 4.7K (-5.8%)



This Month YoY

7.9K

LY: 8.7K (-9.1%)

YoY

96.0K

LY: 100.1K (-4.1%)

Passengers

Year	Month	Last Year	This Year	Variance %
2023	December	33,401	29,866	-10.6 %
2024	January	27,593	26,514	-3.9 %
2024	February	36,525	29,239	-19.9 %
2024	March	43,411	42,018	-3.2 %
2024	April	63,190	55,884	-11.6 %
2024	May	73,798	75,841	2.8 %
2024	June	79,968	75,437	-5.7 %
2024	July	104,011	93,082	-10.5 %
2024	August	107,220	85,633	-20.1 %
2024	September	71,838	63,648	-11.4 %
2024	October	53,539	49,363	-7.8 %
2024	November	33,743	35,384	4.9 %
Total		728,237	661,909	-9.1 %

Cars

Year	Month	Last Year	This Year	Variance %
2023	December	10,510	9,109	-13.3 %
2024	January	8,252	8,414	2.0 %
2024	February	9,167	8,018	-12.5 %
2024	March	10,745	10,473	-2.5 %
2024	April	12,450	14,879	19.5 %
2024	May	18,333	18,737	2.2 %
2024	June	20,651	19,259	-6.7 %
2024	July	23,784	20,516	-13.7 %
2024	August	25,351	19,930	-21.4 %
2024	September	20,329	17,252	-15.1 %
2024	October	14,739	14,545	-1.3 %
2024	November	10,683	11,294	5.7 %
Total		184,994	172,426	-6.8 %

Coach Metres

Year	Month	Last Year	This Year	Variance %
2023	December	13.0	7.5	-42.3 %
2024	January	13.0	0.0	-100.0 %
2024	February	22.0	18.0	-18.2 %
2024	March	237.5	87.5	-63.2 %
2024	April	352.5	207.5	-41.1 %
2024	May	823.5	953.3	15.8 %
2024	June	805.0	974.8	21.1 %
2024	July	799.8	790.1	-1.2 %
2024	August	803.9	388.6	-51.7 %
2024	September	653.5	713.5	9.2 %
2024	October	188.8	224.1	18.7 %
2024	November	0.0	73.9	0.0 %
Total		4,712.5	4,438.7	-5.8 %

Commercial Vehicle Metres

Year	Month	Last Year	This Year	Variance %
2023	December	7,411.2	5,935.0	-19.9 %
2024	January	6,564.5	6,304.7	-4.0 %
2024	February	7,666.0	6,436.2	-16.0 %
2024	March	8,356.4	6,138.8	-26.5 %
2024	April	7,655.0	8,360.1	9.2 %
2024	May	9,581.0	9,191.0	-4.1 %
2024	June	8,010.2	9,789.6	22.2 %
2024	July	7,832.8	9,338.7	19.2 %
2024	August	12,728.3	10,402.2	-18.3 %
2024	September	8,221.5	7,836.2	-4.7 %
2024	October	7,360.2	8,317.4	13.0 %
2024	November	8,727.8	7,929.7	-9.1 %
Total		100,114.9	95,979.6	-4.1 %



Claonaig - Lochranza

Contractual Carrying Groups



This Month YoY

1,557

LY: 625 (+149.1%)

YoY

83,362

LY: 79,570 (+4.8%)



This Month YoY


777

LY: 320 (+142.8%)

YoY

33,265

LY: 31,235 (+6.5%)



This Month YoY

0.0

LY: 0.0

YoY

877.0

LY: 1.4K (-36.9%)



This Month YoY

506.0

LY: 73.0 (+593.2%)

YoY

14.9K

LY: 10.6K (+41.1%)

Passengers

Year	Month	Last Year	This Year	Variance %
2023	December	446		-100.0 %
2024	January	713	451	-36.7 %
2024	February	985	2,237	127.1 %
2024	March	2,365	4,278	80.9 %
2024	April	9,175	7,189	-21.6 %
2024	May	10,922	11,873	8.7 %
2024	June	12,073	10,224	-15.3 %
2024	July	12,480	13,672	9.6 %
2024	August	14,557	14,719	1.1 %
2024	September	10,514	11,516	9.5 %
2024	October	4,715	5,646	19.7 %
2024	November	625	1,557	149.1 %
Total		79,570	83,362	4.8 %

Cars

Year	Month	Last Year	This Year	Variance %
2023	December	239		-100.0 %
2024	January	370	230	-37.8 %
2024	February	519	1,170	125.4 %
2024	March	1,217	2,008	65.0 %
2024	April	3,911	3,090	-21.0 %
2024	May	4,299	4,492	4.5 %
2024	June	4,496	3,926	-12.7 %
2024	July	4,526	4,883	7.9 %
2024	August	5,112	5,416	5.9 %
2024	September	4,094	4,654	13.7 %
2024	October	2,132	2,619	22.8 %
2024	November	320	777	142.8 %
Total		31,235	33,265	6.5 %

Coach Metres

Year	Month	Last Year	This Year	Variance %
2023	December	0.0		0.0 %
2024	January	0.0	7.0	0.0 %
2024	February	0.0	0.0	0.0 %
2024	March	0.0	45.0	0.0 %
2024	April	37.9	6.7	-82.3 %
2024	May	459.3	216.0	-53.0 %
2024	June	337.0	144.5	-57.1 %
2024	July	146.0	75.0	-48.6 %
2024	August	142.0	136.0	-4.2 %
2024	September	227.9	235.9	3.5 %
2024	October	40.0	10.9	-72.8 %
2024	November	0.0	0.0	0.0 %
Total		1,390.1	877.0	-36.9 %

Commercial Vehicle Metres

Year	Month	Last Year	This Year	Variance %
2023	December	290.4		-100.0 %
2024	January	500.1	288.0	-42.4 %
2024	February	450.5	1,114.7	147.4 %
2024	March	1,106.9	1,826.4	65.0 %
2024	April	1,183.0	3,216.0	171.9 %
2024	May	1,248.0	1,193.5	-4.4 %
2024	June	717.0	876.5	22.2 %
2024	July	1,923.0	1,373.8	-28.6 %
2024	August	1,295.0	1,492.4	15.2 %
2024	September	805.0	1,688.0	109.7 %
2024	October	960.8	1,318.0	37.2 %
2024	November	73.0	506.0	593.2 %
Total		10,552.7	14,893.3	41.1 %



This Month YoY

272

LY: 437 (-37.8%)

YoY

1,702

LY: 631 (+169.7%)



This Month YoY


143

LY: 236 (-39.4%)

YoY

855

LY: 347 (+146.4%)



This Month YoY

0.0

LY: 0.0

YoY

0.0

LY: 0.0



This Month YoY

138.5

LY: 289.0 (-52.1%)

YoY

1.0K

LY: 407.0 (+147.2%)

Passengers

Year	Month	Last Year	This Year	Variance %
2023	December		488	
2024	January		409	
2024	February		182	
2024	March		155	
2024	April		47	
2024	September	90		-100.0 %
2024	October	87	149	71.3 %
2024	November	454	272	-40.1 %
Total		631	1,702	169.7 %

Cars

Year	Month	Last Year	This Year	Variance %
2023	December		241	0.0 %
2024	January		221	0.0 %
2024	February		95	0.0 %
2024	March		73	0.0 %
2024	April		18	0.0 %
2024	September	54		-100.0 %
2024	October	46	64	39.1 %
2024	November	247	143	-42.1 %
Total		347	855	146.4 %

Coach Metres

Year	Month	Last Year	This Year	Variance %
2023	December		0.0	0.0 %
2024	January		0.0	0.0 %
2024	February		0.0	0.0 %
2024	March		0.0	0.0 %
2024	April		0.0	0.0 %
2024	September	0.0		0.0 %
2024	October	0.0	0.0	0.0 %
2024	November	0.0	0.0	0.0 %
Total		0.0	0.0	0.0 %

Commercial Vehicle Metres

Year	Month	Last Year	This Year	Variance %
2023	December		317.0	0.0 %
2024	January		275.0	0.0 %
2024	February		188.5	0.0 %
2024	March		58.5	0.0 %
2024	April		10.0	0.0 %
2024	September	40.0		-100.0 %
2024	October	48.0	18.5	-61.5 %
2024	November	319.0	138.5	-56.6 %
Total		407.0	1,006.0	147.2 %



Cars



Ardrossan - Brodick

Year	Month	Last Year	This Year	Var %
2023	December	9,584	7,197	-24.9 %
2024	January	7,406	6,548	-11.6 %
2024	February	8,270	6,637	-19.7 %
2024	March	9,712	9,310	-4.1 %
2024	April	11,207	13,358	19.2 %
2024	May	13,135	16,940	29.0 %
2024	June	14,333	17,214	20.1 %
2024	July	17,778	18,725	5.3 %
2024	August	19,104	18,307	-4.2 %
2024	September	14,705	15,147	3.0 %
2024	October	10,925	12,581	15.2 %
2024	November	8,128	9,504	16.9 %
Total		144,287	151,468	5.0 %

Claonaig - Lochranza

Year	Month	Last Year	This Year	Var %
2023	December	184		-100.0 %
2024	January	298	63	-78.9 %
2024	February	427	755	76.8 %
2024	March	964	1,055	9.4 %
2024	April	3,067	2,057	-32.9 %
2024	May	2,328	2,986	28.3 %
2024	June	2,032	2,947	45.0 %
2024	July	2,313	4,012	73.5 %
2024	August	2,529	4,475	76.9 %
2024	September	2,152	3,630	68.7 %
2024	October	1,201	2,046	70.4 %
2024	November	19	591	3010.5 %
Total		17,514	24,617	40.6 %

Tarbert LF - Lochranza

Year	Month	Last Year	This Year	Var %
2023	December		142	0.0 %
2024	January		125	0.0 %
2024	February		47	0.0 %
2024	March		52	0.0 %
2024	April		0	0.0 %
2024	September	26		-100.0 %
2024	October	23	42	82.6 %
2024	November	155	97	-37.4 %
Total		204	505	147.5 %



LGVs



Ardrossan - Brodick

Year	Month	Last Year	This Year	Var %
2023	December	640	663	3.6 %
2024	January	598	694	16.1 %
2024	February	625	647	3.5 %
2024	March	685	844	23.2 %
2024	April	560	1,240	121.4 %
2024	May	814	1,432	75.9 %
2024	June	1,080	1,324	22.6 %
2024	July	972	1,293	33.0 %
2024	August	1,106	1,166	5.4 %
2024	September	925	1,204	30.2 %
2024	October	731	1,252	71.3 %
2024	November	821	1,281	56.0 %
Total		9,557	13,040	36.4 %

Claonaig - Lochranza

Year	Month	Last Year	This Year	Var %
2023	December	45		-100.0 %
2024	January	48	9	-81.3 %
2024	February	58	79	36.2 %
2024	March	162	125	-22.8 %
2024	April	330	126	-61.8 %
2024	May	151	137	-9.3 %
2024	June	60	127	111.7 %
2024	July	69	239	246.4 %
2024	August	68	198	191.2 %
2024	September	54	255	372.2 %
2024	October	84	244	190.5 %
2024	November	0	86	0.0 %
Total		1,129	1,625	43.9 %

Tarbert LF - Lochranza

Year	Month	Last Year	This Year	Var %
2023	December		15	0.0 %
2024	January		20	0.0 %
2024	February		8	0.0 %
2024	March		10	0.0 %
2024	April		0	0.0 %
2024	September	0		0.0 %
2024	October	0	6	0.0 %
2024	November	20	28	40.0 %
Total		20	87	335.0 %



Motorhomes



Ardrossan - Brodick

Year	Month	Last Year	This Year	Var %
2023	December	157	177	12.7 %
2024	January	119	140	17.6 %
2024	February	158	136	-13.9 %
2024	March	191	297	55.5 %
2024	April	513	551	7.4 %
2024	May	777	973	25.2 %
2024	June	813	841	3.4 %
2024	July	874	812	-7.1 %
2024	August	1,106	744	-32.7 %
2024	September	1,086	921	-15.2 %
2024	October	434	526	21.2 %
2024	November	225	296	31.6 %
Total		6,453	6,414	-0.6 %

Claonaig - Lochranza


Year	Month	Last Year	This Year	Var %
2023	December	6		-100.0 %
2024	January	12	2	-83.3 %
2024	February	23	33	43.5 %
2024	March	62	64	3.2 %
2024	April	436	333	-23.6 %
2024	May	423	668	57.9 %
2024	June	338	568	68.0 %
2024	July	282	521	84.8 %
2024	August	326	559	71.5 %
2024	September	422	719	70.4 %
2024	October	144	251	74.3 %
2024	November	0	55	0.0 %
Total		2,474	3,773	52.5 %

Tarbert LF - Lochranza

Year	Month	Last Year	This Year	Var %
2023	December		7	0.0 %
2024	January		4	0.0 %
2024	February		3	0.0 %
2024	March		0	0.0 %
2024	April		0	0.0 %
2024	September	2		-100.0 %
2024	October	4	9	125.0 %
2024	November	9	7	-22.2 %
Total		15	30	100.0 %



Reliability & Punctuality



Reliability

Route		Ardrossan - Brodick		Claonaig - Lochranza		Tarbert LF - Lochranza	
Year	Month	Contractual	Actual	Contractual	Actual	Contractual	Actual
2023	December	100.0%	77.7%	100.0%	100.0%	100.0%	82.5%
2024	January	99.3%	75.3%	100.0%	100.0%	96.5%	73.7%
	February	99.6%	67.7%	100.0%	100.0%	100.0%	50.9%
	March	100.0%	80.7%	100.0%	100.0%	100.0%	10.7%
	April	100.0%	82.5%	100.0%	93.3%	100.0%	100.0%
	May	98.2%	93.2%	100.0%	100.0%	100.0%	100.0%
	June	99.5%	98.4%	100.0%	100.0%	100.0%	100.0%
	July	98.6%	95.7%	100.0%	100.0%	100.0%	100.0%
	August	93.2%	88.7%	100.0%	97.8%	100.0%	100.0%
	September	89.7%	79.0%	100.0%	99.6%	100.0%	100.0%
	October	96.0%	80.1%	100.0%	83.6%	100.0%	50.0%
	November	100.0%	89.0%	100.0%	100.0%	100.0%	73.3%
Total		97.9%	85.3%	100.0%	96.8%	99.3%	58.2%

Punctuality

Route		Ardrossan - Brodick		Claonaig - Lochranza		Tarbert LF - Lochranza	
Year	Month	Contractual	Actual	Contractual	Actual	Contractual	Actual
2023	December	99.1%	82.7%	100.0%	100.0%	100.0%	91.5%
2024	January	97.3%	68.9%	100.0%	100.0%	100.0%	95.2%
	February	96.9%	39.8%	100.0%	100.0%	100.0%	93.1%
	March	96.9%	58.8%	100.0%	100.0%	100.0%	100.0%
	April	94.9%	68.6%	100.0%	90.5%	100.0%	100.0%
	May	94.9%	77.4%	99.2%	98.3%	100.0%	100.0%
	June	96.2%	83.7%	100.0%	94.3%	100.0%	100.0%
	July	89.1%	65.4%	100.0%	97.8%	100.0%	100.0%
	August	82.1%	54.0%	100.0%	91.3%	100.0%	100.0%
	September	93.0%	63.9%	98.9%	83.8%	100.0%	100.0%
	October	99.2%	83.5%	100.0%	92.4%	100.0%	100.0%
	November	98.8%	93.1%	100.0%	100.0%	100.0%	63.6%
Total		94.2%	70.7%	99.7%	93.0%	100.0%	86.1%



Reliability & Punctuality Summary

Summary of Scheduled, Operated, Cancelled & Diverted Sailings
by Route & Leg

Year	Month	Route	Leg	Operated Sailings	Scheduled Sailings	Additional Sailings	Cancelled Sailings	Diverted Sailings
2024	November	Ardrossan - Brodick	Ardrossan-Brodick	130	146	0	16	0
2024	November	Ardrossan - Brodick	Brodick-Ardrossan	129	144	1	16	0
2024	November	Ardrossan - Brodick	Brodick-Troon	63	1	62	0	1
2024	November	Ardrossan - Brodick	Troon-Brodick	63		63	0	0
2024	November	Claonaig - Lochranza	Claonaig-Lochranza	137		137	0	0
2024	November	Claonaig - Lochranza	Lochranza-Claonaig	122		122	0	0
2024	November	Tarbert LF - Lochranza	Lochranza-Claonaig	15	15	0	0	15
2024	November	Tarbert LF - Lochranza	Lochranza-Tarbert (Loch Fyne)	16	15	1	0	0
2024	November	Tarbert LF - Lochranza	Tarbert (Loch Fyne)-Lochranza	17	30	3	16	0
Total				692	351	389	48	16

Summary of Cancellations, Lateness & Relief Events
by Route & Leg

Year	Month	Route	Leg	Cancelled Sailings	Cancelled (Relief)	Cancelled (No Relief)	On Time	Level 1 Late	Level 1 (Relief)	Level 1 (No Relief)	Level 2 Late	Level 2 (Relief)	Level 2 (No Relief)
2024	November	Ardrossan - Brodick	Ardrossan-Brodick	16	16	0	119	9	7	2	2	1	1
2024	November	Ardrossan - Brodick	Brodick-Ardrossan	16	16	0	121	7	7	0	0	0	0
2024	November	Ardrossan - Brodick	Brodick-Troon	0	0	0	1	0	0	0	0	0	0
2024	November	Ardrossan - Brodick	Troon-Brodick	0	0	0	0	0	0	0	0	0	0
2024	November	Claonaig - Lochranza	Claonaig-Lochranza	0	0	0	0	0	0	0	0	0	0
2024	November	Claonaig - Lochranza	Lochranza-Claonaig	0	0	0	0	0	0	0	0	0	0
2024	November	Tarbert LF - Lochranza	Lochranza-Claonaig	0	0	0	15	0	0	0	0	0	0
2024	November	Tarbert LF - Lochranza	Lochranza-Tarbert (Loch Fyne)	0	0	0	0	0	0	0	15	15	0
2024	November	Tarbert LF - Lochranza	Tarbert (Loch Fyne)-Lochranza	16	16	0	13	0	0	0	1	1	0
Total				48	48	0	269	16	14	2	18	17	1