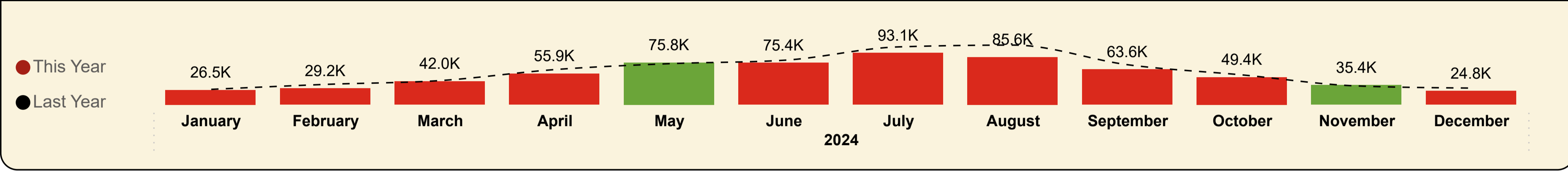




Shipped Passengers


Ardrossan - Brodick



This Month YoY
24,824
LY: 29,866 (-16.88%)

YoY
656,867
LY: 724,702 (-9.36%)

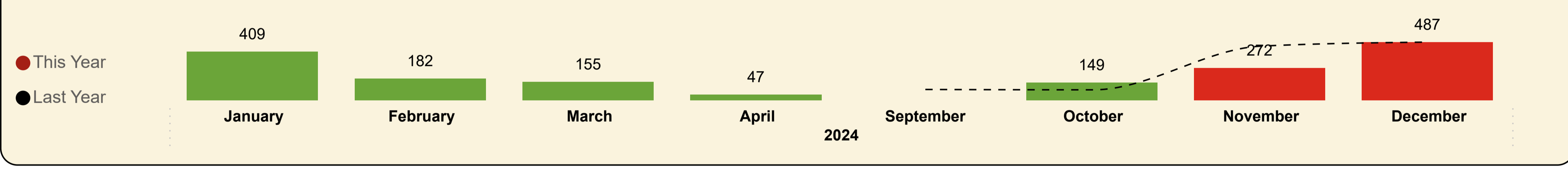
Claonaig - Lochranza



This Month YoY
1,014
LY: (Blank) (+Infinity)

YoY
84,382
LY: 79,124 (+6.65%)

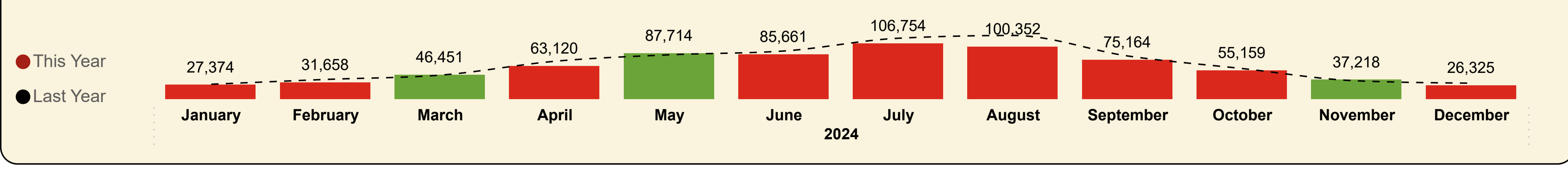
Tarbert LF - Lochranza



This Month YoY
487
LY: 488 (-0.2%)

YoY
1,701
LY: 1,119 (+52.01%)

Arran Total



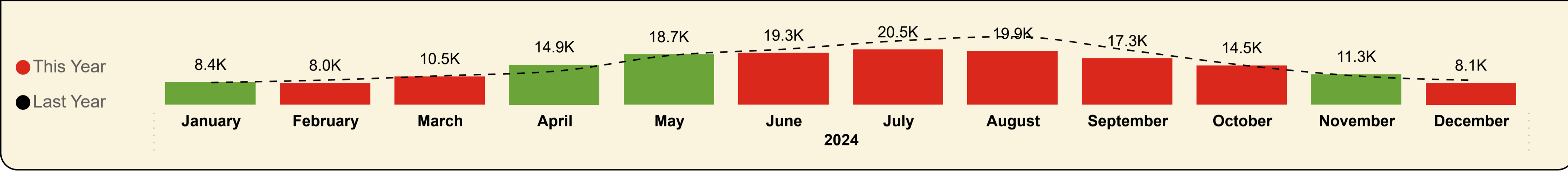
This Month YoY
26,325
LY: 30,354 (-13.27%)

YoY
742,950
LY: 804,945 (-7.7%)



Shipped Cars


Ardrossan - Brodick



This Month YoY
8,052
LY: 9,109 (-11.6%)

YoY
171,369
LY: 183,593 (-6.66%)


Claonaig - Lochranza



This Month YoY
470
LY: (Blank) (+Infinity)

YoY
33,737
LY: 30,996 (+8.84%)

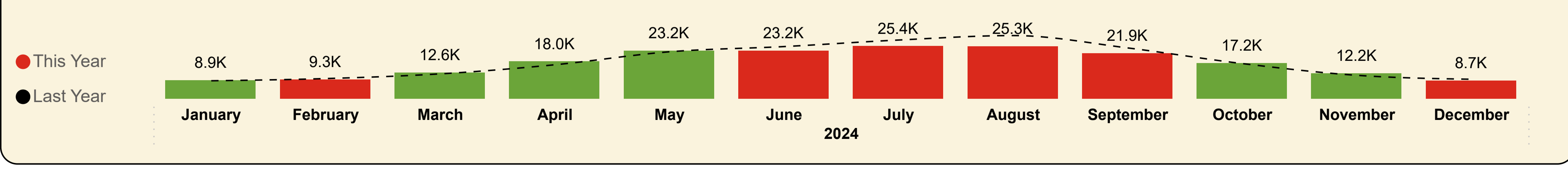
Tarbert LF - Lochranza



This Month YoY
222
LY: 241 (-7.88%)

YoY
836
LY: 588 (+42.18%)

Arran Total



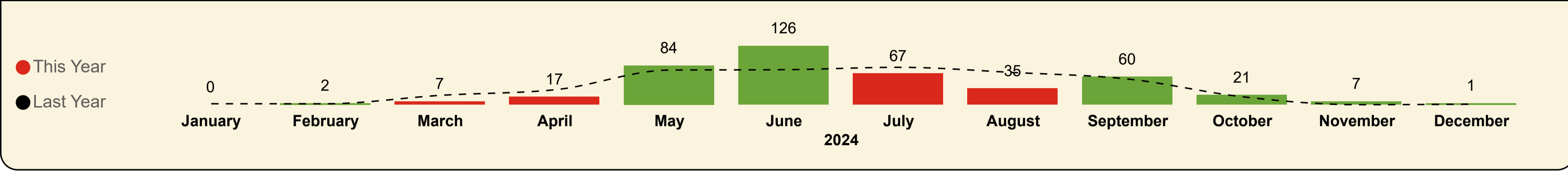
This Month YoY
8,744
LY: 9,350 (-6.48%)

YoY
205,942
LY: 215,178 (-4.29%)



Shipped Coaches

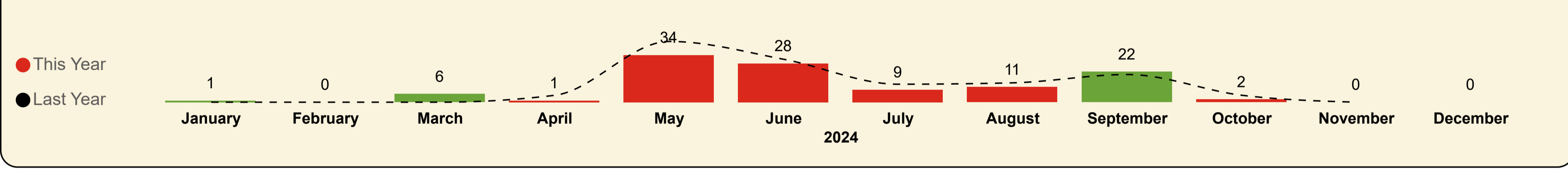
Ardrossan - Brodick



This Month YoY
1
LY: 1 (+0%)

YoY
427
LY: 427 (-0.06%)

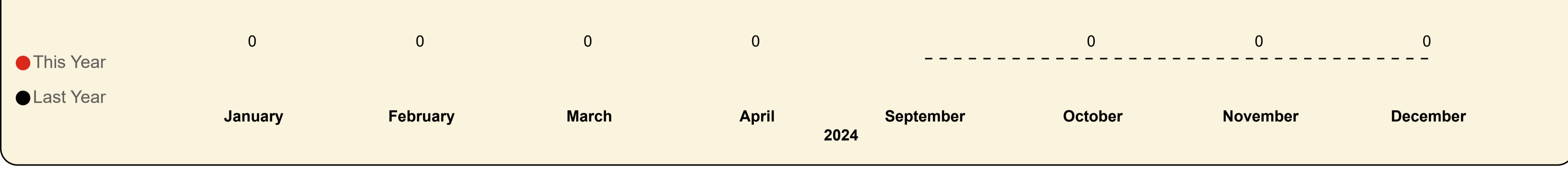
Claonaig - Lochranza



This Month YoY
0
LY: (Blank) (+NaN)

YoY
114
LY: 132 (-13.58%)


Tarbert LF - Lochranza



This Month YoY
0
LY: 0

YoY
0
LY: 0

Arran Total



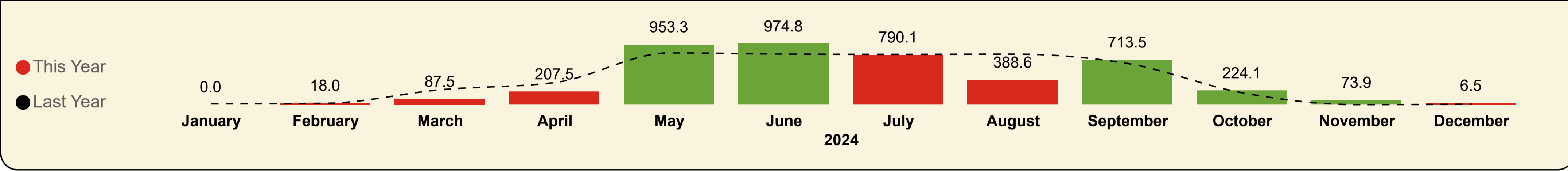
This Month YoY
1
LY: 1 (+0%)

YoY
541
LY: 559 (-3.25%)



Shipped Coach Metres

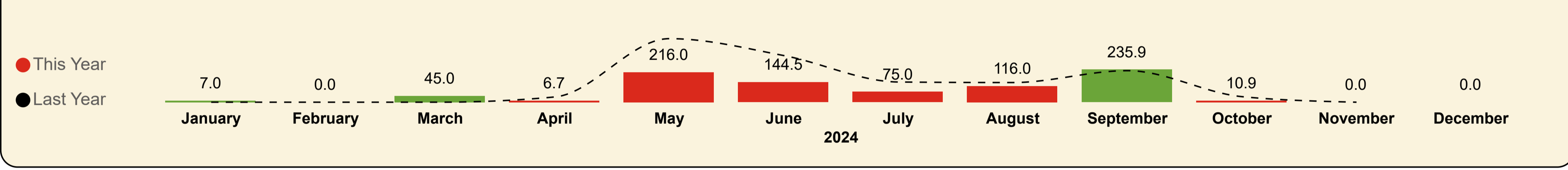
Ardrossan - Brodick



This Month YoY
6.5
LY: 7.5 (-13.33%)

YoY
4.4K
LY: 4.7K (-5.72%)

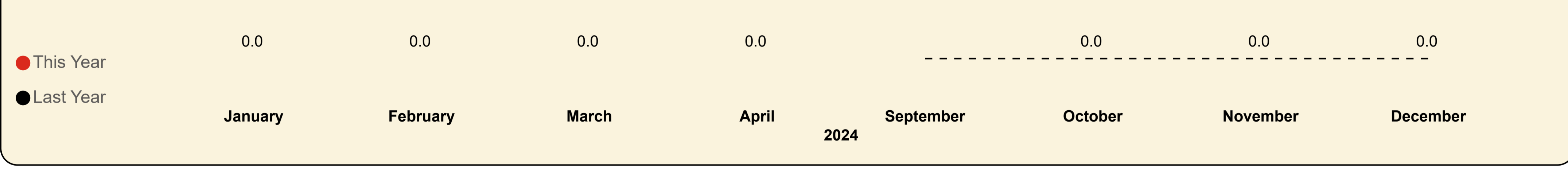
Claonaig - Lochranza



This Month YoY
0.0
LY: (Blank) (+NaN)

YoY
857.0
LY: 1.4K (-38.35%)

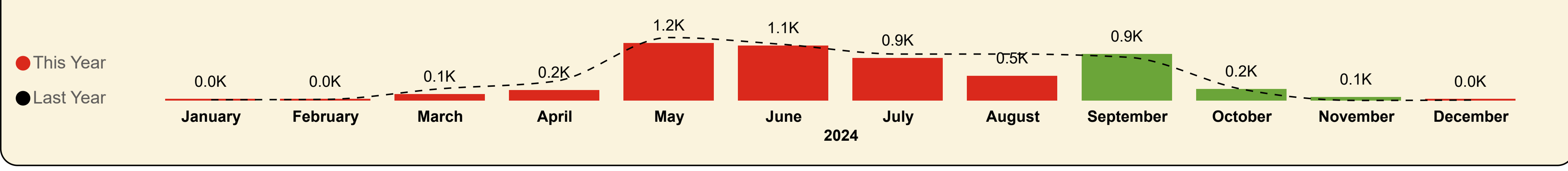
Tarbert LF - Lochranza



This Month YoY
0.0
LY: 0.0

YoY
0.0
LY: 0.0

Arran Total



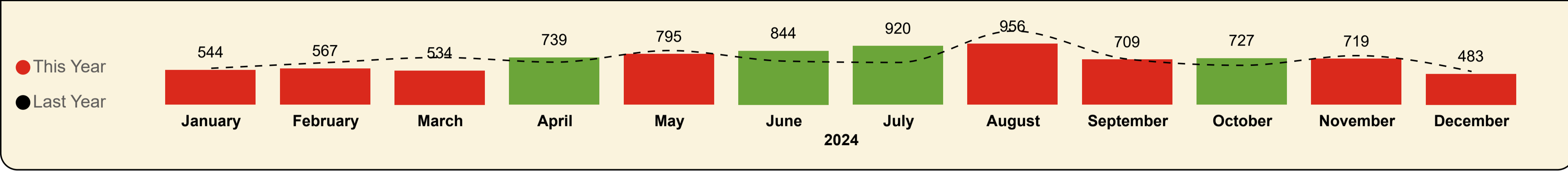
This Month YoY
6.5
LY: 7.5 (-13.33%)

YoY
5.3K
LY: 6.1K (-13.16%)



Shipped Commercial Vehicles


Ardrossan - Brodick



This Month YoY
483
LY: 521 (-7.29%)

YoY
8,537
LY: 8,607 (-0.82%)


Claonaig - Lochranza



This Month YoY
34
LY: (Blank) (+Infinity)

YoY
1,409
LY: 946 (+48.94%)

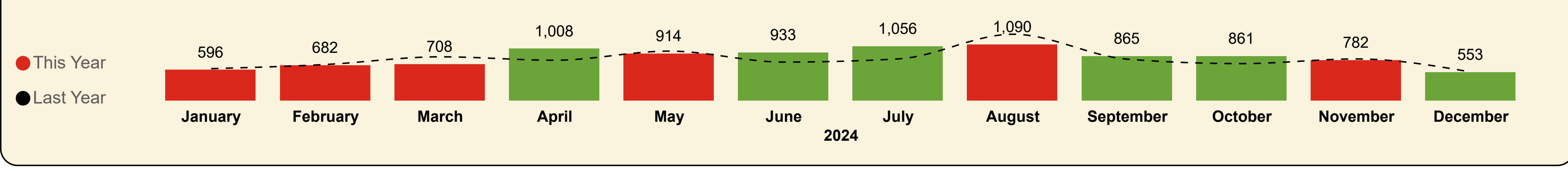
Tarbert LF - Lochranza



This Month YoY
36
LY: 32 (+12.5%)

YoY
102
LY: 71 (+43.66%)

Arran Total



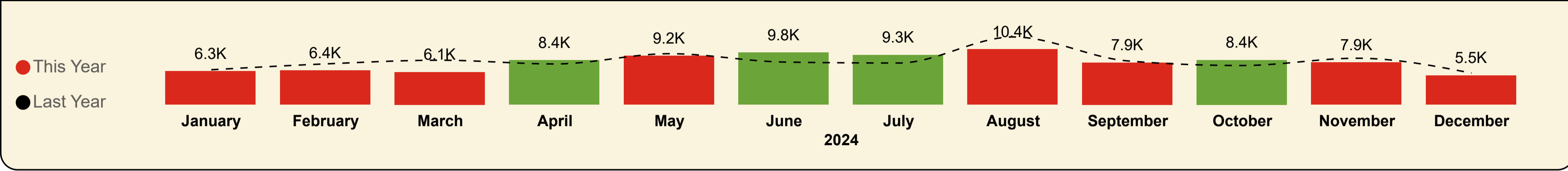
This Month YoY
553
LY: 553 (+0%)

YoY
10,048
LY: 9,624 (+4.4%)



Shipped Commercial Vehicle Metres

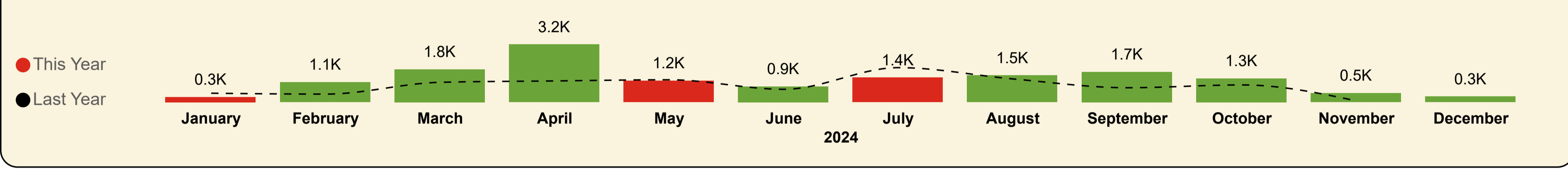
Ardrossan - Brodick



This Month YoY
5.5K
LY: 5.9K (-7.56%)

YoY
95.7K
LY: 98.6K (-3%)

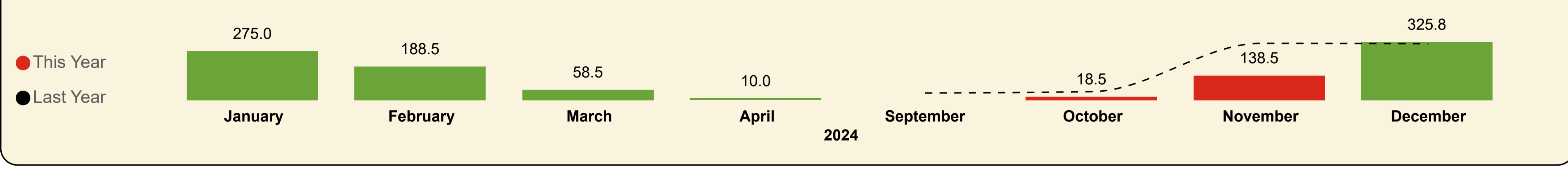
Claonaig - Lochranza



This Month YoY
318.7
LY: (Blank) (+Infinity)

YoY
15.2K
LY: 10.3K (+48.23%)

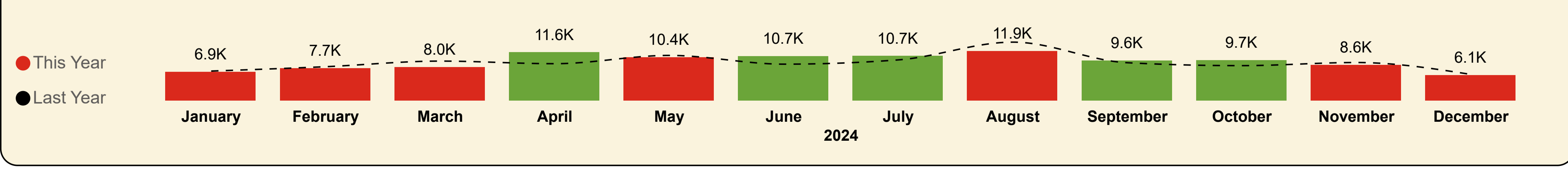
Tarbert LF - Lochranza



This Month YoY
325.8
LY: 317.0 (+2.78%)

YoY
1.0K
LY: 724.0 (+40.17%)

Arran Total



This Month YoY
6.1K
LY: 6.3K (-1.94%)

YoY
111.9K
LY: 109.6K (+2.08%)



Arran Total Contractual Carrying Groups



This Month YoY
26,325
LY: 30,347 (-13.25%)

YoY
742,950
LY: 804,945 (-7.7%)



This Month YoY
8,744
LY: 9,348 (-6.46%)

YoY
205,942
LY: 215,178 (-4.29%)



This Month YoY
6.5
LY: 7.5 (-13.33%)

YoY
5.3K
LY: 6.1K (-13.16%)



This Month YoY
6.1K
LY: 6.2K (-1.72%)

YoY
111.9K
LY: 109.6K (+2.08%)

Passengers

Year	Month	Last Year	This Year	Variance %
2024	January	28,306	27,374	-3.3 %
2024	February	37,510	31,658	-15.6 %
2024	March	45,776	46,451	1.5 %
2024	April	72,365	63,120	-12.8 %
2024	May	84,720	87,714	3.5 %
2024	June	92,041	85,661	-6.9 %
2024	July	116,491	106,754	-8.4 %
2024	August	121,777	100,352	-17.6 %
2024	September	82,442	75,164	-8.8 %
2024	October	58,341	55,159	-5.5 %
2024	November	34,822	37,218	6.9 %
2024	December	30,354	26,325	-13.3 %
Total		804,945	742,950	-7.7 %

Cars

Year	Month	Last Year	This Year	Variance %
2024	January	8,622	8,865	2.8 %
2024	February	9,686	9,283	-4.2 %
2024	March	11,962	12,554	4.9 %
2024	April	16,361	17,987	9.9 %
2024	May	22,632	23,229	2.6 %
2024	June	25,147	23,185	-7.8 %
2024	July	28,310	25,399	-10.3 %
2024	August	30,463	25,346	-16.8 %
2024	September	24,477	21,906	-10.5 %
2024	October	16,917	17,228	1.8 %
2024	November	11,250	12,216	8.6 %
2024	December	9,350	8,744	-6.5 %
Total		215,178	205,942	-4.3 %

Coach Metres

Year	Month	Last Year	This Year	Variance %
2024	January	13.0	7.0	-46.2 %
2024	February	22.0	18.0	-18.2 %
2024	March	237.5	132.5	-44.2 %
2024	April	390.4	214.2	-45.1 %
2024	May	1,282.8	1,169.3	-8.8 %
2024	June	1,142.0	1,119.3	-2.0 %
2024	July	945.8	865.1	-8.5 %
2024	August	945.9	504.6	-46.7 %
2024	September	881.4	949.4	7.7 %
2024	October	228.8	235.0	2.7 %
2024	November	0.0	73.9	0.0 %
2024	December	7.5	6.5	-13.3 %
Total		6,097.1	5,294.7	-13.2 %

Commercial Vehicle Metres

Year	Month	Last Year	This Year	Variance %
2024	January	7,064.6	6,867.7	-2.8 %
2024	February	8,116.5	7,739.4	-4.6 %
2024	March	9,463.3	8,023.7	-15.2 %
2024	April	8,838.0	11,586.1	31.1 %
2024	May	10,829.0	10,384.5	-4.1 %
2024	June	8,727.2	10,666.1	22.2 %
2024	July	9,755.8	10,712.5	9.8 %
2024	August	14,023.3	11,894.6	-15.2 %
2024	September	9,066.5	9,603.9	5.9 %
2024	October	8,369.0	9,718.6	16.1 %
2024	November	9,119.8	8,574.2	-6.0 %
2024	December	6,252.0	6,130.9	-1.9 %
Total		109,625.0	111,902.2	2.1 %



This Month YoY
24,824
LY: 29,866 (-16.88%)

YoY
656,867
LY: 724,702 (-9.36%)



This Month YoY
8,052
LY: 9,109 (-11.6%)

YoY
171,369
LY: 183,593 (-6.66%)



This Month YoY
6.5
LY: 7.5 (-13.33%)

YoY
4.4K
LY: 4.7K (-5.72%)



This Month YoY
5.5K
LY: 5.9K (-7.56%)

YoY
95.7K
LY: 98.6K (-3%)

Passengers

Year	Month	Last Year	This Year	Variance %
2024	January	27,593	26,514	-3.9 %
2024	February	36,525	29,239	-19.9 %
2024	March	43,411	42,018	-3.2 %
2024	April	63,190	55,884	-11.6 %
2024	May	73,798	75,841	2.8 %
2024	June	79,968	75,437	-5.7 %
2024	July	104,011	93,082	-10.5 %
2024	August	107,220	85,633	-20.1 %
2024	September	71,838	63,648	-11.4 %
2024	October	53,539	49,363	-7.8 %
2024	November	33,743	35,384	4.9 %
2024	December	29,866	24,824	-16.9 %
Total		724,702	656,867	-9.4 %

Cars

Year	Month	Last Year	This Year	Variance %
2024	January	8,252	8,414	2.0 %
2024	February	9,167	8,018	-12.5 %
2024	March	10,745	10,473	-2.5 %
2024	April	12,450	14,879	19.5 %
2024	May	18,333	18,737	2.2 %
2024	June	20,651	19,259	-6.7 %
2024	July	23,784	20,516	-13.7 %
2024	August	25,351	19,930	-21.4 %
2024	September	20,329	17,252	-15.1 %
2024	October	14,739	14,545	-1.3 %
2024	November	10,683	11,294	5.7 %
2024	December	9,109	8,052	-11.6 %
Total		183,593	171,369	-6.7 %

Coach Metres

Year	Month	Last Year	This Year	Variance %
2024	January	13.0	0.0	-100.0 %
2024	February	22.0	18.0	-18.2 %
2024	March	237.5	87.5	-63.2 %
2024	April	352.5	207.5	-41.1 %
2024	May	823.5	953.3	15.8 %
2024	June	805.0	974.8	21.1 %
2024	July	799.8	790.1	-1.2 %
2024	August	803.9	388.6	-51.7 %
2024	September	653.5	713.5	9.2 %
2024	October	188.8	224.1	18.7 %
2024	November	0.0	73.9	0.0 %
2024	December	7.5	6.5	-13.3 %
Total		4,707.0	4,437.7	-5.7 %

Commercial Vehicle Metres

Year	Month	Last Year	This Year	Variance %
2024	January	6,564.5	6,304.7	-4.0 %
2024	February	7,666.0	6,436.2	-16.0 %
2024	March	8,356.4	6,138.8	-26.5 %
2024	April	7,655.0	8,360.1	9.2 %
2024	May	9,581.0	9,191.0	-4.1 %
2024	June	8,010.2	9,789.6	22.2 %
2024	July	7,832.8	9,338.7	19.2 %
2024	August	12,728.3	10,402.2	-18.3 %
2024	September	8,221.5	7,915.9	-3.7 %
2024	October	7,360.2	8,382.1	13.9 %
2024	November	8,727.8	7,929.7	-9.1 %
2024	December	5,935.0	5,486.4	-7.6 %
Total		98,638.7	95,675.4	-3.0 %



This Month YoY

1,014

LY: (Blank) (+Infinity)

YoY

84,382

LY: 79,124 (+6.65%)



This Month YoY


470

LY: (Blank) (+Infinity)

YoY

33,737

LY: 30,996 (+8.84%)



This Month YoY

0.0

LY: (Blank) (+NaN)

YoY

857.0

LY: 1.4K (-38.35%)



This Month YoY

318.7

LY: (Blank) (+Infinity)

YoY

15.2K

LY: 10.3K (+48.23%)

Passengers

Year	Month	Last Year	This Year	Variance %
2024	January	713	451	-36.7 %
2024	February	985	2,237	127.1 %
2024	March	2,365	4,278	80.9 %
2024	April	9,175	7,189	-21.6 %
2024	May	10,922	11,873	8.7 %
2024	June	12,073	10,224	-15.3 %
2024	July	12,480	13,672	9.6 %
2024	August	14,557	14,719	1.1 %
2024	September	10,514	11,516	9.5 %
2024	October	4,715	5,647	19.8 %
2024	November	625	1,562	149.9 %
2024	December		1,014	
Total		79,124	84,382	6.6 %

Cars

Year	Month	Last Year	This Year	Variance %
2024	January	370	230	-37.8 %
2024	February	519	1,170	125.4 %
2024	March	1,217	2,008	65.0 %
2024	April	3,911	3,090	-21.0 %
2024	May	4,299	4,492	4.5 %
2024	June	4,496	3,926	-12.7 %
2024	July	4,526	4,883	7.9 %
2024	August	5,112	5,416	5.9 %
2024	September	4,094	4,654	13.7 %
2024	October	2,132	2,619	22.8 %
2024	November	320	779	143.4 %
2024	December		470	0.0 %
Total		30,996	33,737	8.8 %

Coach Metres

Year	Month	Last Year	This Year	Variance %
2024	January	0.0	7.0	0.0 %
2024	February	0.0	0.0	0.0 %
2024	March	0.0	45.0	0.0 %
2024	April	37.9	6.7	-82.3 %
2024	May	459.3	216.0	-53.0 %
2024	June	337.0	144.5	-57.1 %
2024	July	146.0	75.0	-48.6 %
2024	August	142.0	116.0	-18.3 %
2024	September	227.9	235.9	3.5 %
2024	October	40.0	10.9	-72.8 %
2024	November	0.0	0.0	0.0 %
2024	December		0.0	0.0 %
Total		1,390.1	857.0	-38.3 %

Commercial Vehicle Metres

Year	Month	Last Year	This Year	Variance %
2024	January	500.1	288.0	-42.4 %
2024	February	450.5	1,114.7	147.4 %
2024	March	1,106.9	1,826.4	65.0 %
2024	April	1,183.0	3,216.0	171.9 %
2024	May	1,248.0	1,193.5	-4.4 %
2024	June	717.0	876.5	22.2 %
2024	July	1,923.0	1,373.8	-28.6 %
2024	August	1,295.0	1,492.4	15.2 %
2024	September	805.0	1,688.0	109.7 %
2024	October	960.8	1,318.0	37.2 %
2024	November	73.0	506.0	593.2 %
2024	December		318.7	0.0 %
Total		10,262.3	15,212.0	48.2 %



This Month YoY

487

LY: 481 (+1.25%)

YoY

1,701

LY: 1,119 (+52.01%)



This Month YoY


222

LY: 239 (-7.11%)

YoY

836

LY: 588 (+42.18%)



This Month YoY

0.0

LY: 0.0

YoY

0.0

LY: 0.0



This Month YoY

325.8

LY: 303.0 (+7.52%)

YoY

1.0K

LY: 724.0 (+40.17%)

Passengers

Year	Month	Last Year	This Year	Variance %
2024	January		409	
2024	February		182	
2024	March		155	
2024	April		47	
2024	September	90		-100.0 %
2024	October	87	149	71.3 %
2024	November	454	272	-40.1 %
2024	December	488	487	-0.2 %
Total		1,119	1,701	52.0 %

Cars

Year	Month	Last Year	This Year	Variance %
2024	January		221	0.0 %
2024	February		95	0.0 %
2024	March		73	0.0 %
2024	April		18	0.0 %
2024	September	54		-100.0 %
2024	October	46	64	39.1 %
2024	November	247	143	-42.1 %
2024	December	241	222	-7.9 %
Total		588	836	42.2 %

Coach Metres

Year	Month	Last Year	This Year	Variance %
2024	January		0.0	0.0 %
2024	February		0.0	0.0 %
2024	March		0.0	0.0 %
2024	April		0.0	0.0 %
2024	September	0.0		0.0 %
2024	October	0.0	0.0	0.0 %
2024	November	0.0	0.0	0.0 %
2024	December	0.0	0.0	0.0 %
Total		0.0	0.0	0.0 %

Commercial Vehicle Metres

Year	Month	Last Year	This Year	Variance %
2024	January		275.0	0.0 %
2024	February		188.5	0.0 %
2024	March		58.5	0.0 %
2024	April		10.0	0.0 %
2024	September	40.0		-100.0 %
2024	October	48.0	18.5	-61.5 %
2024	November	319.0	138.5	-56.6 %
2024	December	317.0	325.8	2.8 %
Total		724.0	1,014.8	40.2 %



Cars



Ardrossan - Brodick

Year	Month	Last Year	This Year	Var %
2024	January	7,406	6,548	-11.6 %
2024	February	8,270	6,637	-19.7 %
2024	March	9,712	9,310	-4.1 %
2024	April	11,207	13,358	19.2 %
2024	May	13,135	16,940	29.0 %
2024	June	14,333	17,214	20.1 %
2024	July	17,778	18,725	5.3 %
2024	August	19,104	18,307	-4.2 %
2024	September	14,705	15,147	3.0 %
2024	October	10,925	12,581	15.2 %
2024	November	8,128	9,502	16.9 %
2024	December	7,197	6,832	-5.1 %
Total		141,900	151,101	6.5 %

Claonaig - Lochranza

Year	Month	Last Year	This Year	Var %
2024	January	298	63	-78.9 %
2024	February	427	755	76.8 %
2024	March	964	1,055	9.4 %
2024	April	3,067	2,057	-32.9 %
2024	May	2,328	2,986	28.3 %
2024	June	2,032	2,947	45.0 %
2024	July	2,313	4,012	73.5 %
2024	August	2,529	4,475	76.9 %
2024	September	2,152	3,630	68.7 %
2024	October	1,201	2,046	70.4 %
2024	November	19	591	3010.5 %
2024	December		382	0.0 %
Total		17,330	24,999	44.3 %

Tarbert LF - Lochranza

Year	Month	Last Year	This Year	Var %
2024	January		125	0.0 %
2024	February		47	0.0 %
2024	March		52	0.0 %
2024	April		0	0.0 %
2024	September	26		-100.0 %
2024	October	23	42	82.6 %
2024	November	155	97	-37.4 %
2024	December	142	177	24.6 %
Total		346	540	56.1 %



LGVs



Ardrossan - Brodick

Year	Month	Last Year	This Year	Var %
2024	January	598	694	16.1 %
2024	February	625	647	3.5 %
2024	March	685	844	23.2 %
2024	April	560	1,240	121.4 %
2024	May	814	1,432	75.9 %
2024	June	1,080	1,324	22.6 %
2024	July	972	1,293	33.0 %
2024	August	1,106	1,166	5.4 %
2024	September	925	1,204	30.2 %
2024	October	731	1,252	71.3 %
2024	November	821	1,281	56.0 %
2024	December	663	879	32.6 %
Total		9,580	13,256	38.4 %

Claonaig - Lochranza

Year	Month	Last Year	This Year	Var %
2024	January	48	9	-81.3 %
2024	February	58	79	36.2 %
2024	March	162	125	-22.8 %
2024	April	330	126	-61.8 %
2024	May	151	137	-9.3 %
2024	June	60	127	111.7 %
2024	July	69	239	246.4 %
2024	August	68	198	191.2 %
2024	September	54	255	372.2 %
2024	October	84	244	190.5 %
2024	November	0	86	0.0 %
2024	December		44	0.0 %
Total		1,084	1,669	54.0 %

Tarbert LF - Lochranza

Year	Month	Last Year	This Year	Var %
2024	January		20	0.0 %
2024	February		8	0.0 %
2024	March		10	0.0 %
2024	April		0	0.0 %
2024	September	0		0.0 %
2024	October	0	6	0.0 %
2024	November	20	28	40.0 %
2024	December	15	35	133.3 %
Total		35	107	205.7 %



Motorhomes



Ardrossan - Brodick

Year	Month	Last Year	This Year	Var %
2024	January	119	140	17.6 %
2024	February	158	136	-13.9 %
2024	March	191	297	55.5 %
2024	April	513	551	7.4 %
2024	May	777	973	25.2 %
2024	June	813	841	3.4 %
2024	July	874	812	-7.1 %
2024	August	1,106	744	-32.7 %
2024	September	1,086	921	-15.2 %
2024	October	434	526	21.2 %
2024	November	225	296	31.6 %
2024	December	177	179	1.1 %
Total		6,473	6,416	-0.9 %

Claonaig - Lochranza


Year	Month	Last Year	This Year	Var %
2024	January	12	2	-83.3 %
2024	February	23	33	43.5 %
2024	March	62	64	3.2 %
2024	April	436	333	-23.6 %
2024	May	423	668	57.9 %
2024	June	338	568	68.0 %
2024	July	282	521	84.8 %
2024	August	326	559	71.5 %
2024	September	422	719	70.4 %
2024	October	144	251	74.3 %
2024	November	0	55	0.0 %
2024	December		20	0.0 %
Total		2,468	3,793	53.7 %

Tarbert LF - Lochranza

Year	Month	Last Year	This Year	Var %
2024	January		4	0.0 %
2024	February		3	0.0 %
2024	March		0	0.0 %
2024	April		0	0.0 %
2024	September	2		-100.0 %
2024	October	4	9	125.0 %
2024	November	9	7	-22.2 %
2024	December	7	6	-14.3 %
Total		22	29	31.8 %



Reliability & Punctuality



Reliability

Route		Ardrossan - Brodick		Claonaig - Lochranza		Tarbert LF - Lochranza	
Year	Month	Contractual	Actual	Contractual	Actual	Contractual	Actual
2024	January	99.3%	75.3%	100.0%	100.0%	96.5%	73.7%
	February	99.6%	67.7%	100.0%	100.0%	100.0%	50.9%
	March	100.0%	80.7%	100.0%	100.0%	100.0%	10.7%
	April	100.0%	82.5%	100.0%	93.3%	100.0%	100.0%
	May	98.2%	93.2%	100.0%	100.0%	100.0%	100.0%
	June	99.5%	98.4%	100.0%	100.0%	100.0%	100.0%
	July	98.6%	95.7%	100.0%	100.0%	100.0%	100.0%
	August	93.2%	88.7%	100.0%	97.8%	100.0%	100.0%
	September	89.7%	79.0%	100.0%	99.6%	100.0%	100.0%
	October	96.0%	80.1%	100.0%	83.6%	100.0%	50.0%
	November	100.0%	89.0%	100.0%	100.0%	100.0%	73.3%
	December	99.6%	65.0%	100.0%	100.0%	100.0%	89.7%
Total		97.9%	84.5%	100.0%	96.8%	99.3%	59.7%

Punctuality

Route		Ardrossan - Brodick		Claonaig - Lochranza		Tarbert LF - Lochranza	
Year	Month	Contractual	Actual	Contractual	Actual	Contractual	Actual
2024	January	97.3%	68.9%	100.0%	100.0%	100.0%	95.2%
	February	96.9%	39.8%	100.0%	100.0%	100.0%	93.1%
	March	96.9%	58.8%	100.0%	100.0%	100.0%	100.0%
	April	94.9%	68.6%	100.0%	90.5%	100.0%	100.0%
	May	94.9%	77.4%	99.2%	98.3%	100.0%	100.0%
	June	96.2%	83.7%	100.0%	94.3%	100.0%	100.0%
	July	89.1%	65.4%	100.0%	97.8%	100.0%	100.0%
	August	82.1%	54.0%	100.0%	91.3%	100.0%	100.0%
	September	93.0%	63.9%	98.9%	83.8%	100.0%	100.0%
	October	99.2%	83.5%	100.0%	92.4%	100.0%	100.0%
	November	98.8%	93.1%	100.0%	100.0%	100.0%	63.6%
	December	99.5%	83.7%	100.0%	100.0%	100.0%	57.7%
Total		94.2%	70.6%	99.7%	93.0%	100.0%	76.4%



Reliability & Punctuality Summary

Summary of Scheduled, Operated, Cancelled & Diverted Sailings
by Route & Leg

Year	Month	Route	Leg	Operated Sailings	Scheduled Sailings	Additional Sailings	Cancelled Sailings	Diverted Sailings
2024	December	Ardrossan - Brodick	Ardrossan-Brodick	86	141	1	56	0
2024	December	Ardrossan - Brodick	Brodick-Ardrossan	86	127	2	43	0
2024	December	Ardrossan - Brodick	Brodick-Troon	52	15	37	0	15
2024	December	Ardrossan - Brodick	Troon-Brodick	51		51	0	0
2024	December	Claonaig - Lochranza	Claonaig-Lochranza	66		66	0	0
2024	December	Claonaig - Lochranza	Claonaig-Tarbert (Loch Fyne)	1		1	0	1
2024	December	Claonaig - Lochranza	Lochranza-Claonaig	66		66	0	0
2024	December	Claonaig - Lochranza	Lochranza-Tarbert (Loch Fyne)	1		1	0	1
2024	December	Tarbert LF - Lochranza	Lochranza-Claonaig	1	1	0	0	1
2024	December	Tarbert LF - Lochranza	Lochranza-Tarbert (Loch Fyne)	27	28	2	3	1
2024	December	Tarbert LF - Lochranza	Tarbert (Loch Fyne)-Lochranza	29	29	3	3	0
Total				466	341	230	105	19

Summary of Cancellations, Lateness & Relief Events
by Route & Leg

Year	Month	Route	Leg	Cancelled Sailings	Cancelled (Relief)	Cancelled (No Relief)	On Time	Level 1 Late	Level 1 (Relief)	Level 1 (No Relief)	Level 2 Late	Level 2 (Relief)	Level 2 (No Relief)
2024	December	Ardrossan - Brodick	Ardrossan-Brodick	56	55	1	72	7	7	0	6	6	0
2024	December	Ardrossan - Brodick	Brodick-Ardrossan	43	43	0	73	7	7	0	4	3	1
2024	December	Ardrossan - Brodick	Brodick-Troon	0	0	0	9	1	1	0	5	5	0
2024	December	Tarbert LF - Lochranza	Lochranza-Claonaig	0	0	0	1	0	0	0	0	0	0
2024	December	Tarbert LF - Lochranza	Lochranza-Tarbert (Loch Fyne)	3	3	0	3	0	0	0	22	22	0
2024	December	Tarbert LF - Lochranza	Tarbert (Loch Fyne)-Lochranza	3	3	0	26	0	0	0	0	0	0
Total				105	104	1	184	15	15	0	37	36	1