


Shipped Passengers

Total Mull - Passengers



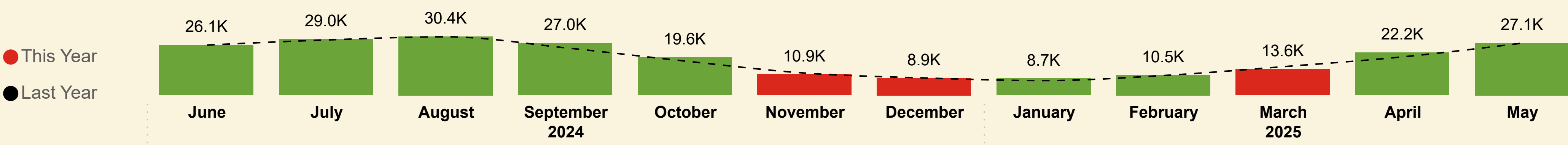
This Month YoY

127,575
LY: 127,025 (+0.43%)

YoY

967,266
LY: 928,882 (+4.1%)

Total Mull - Cars



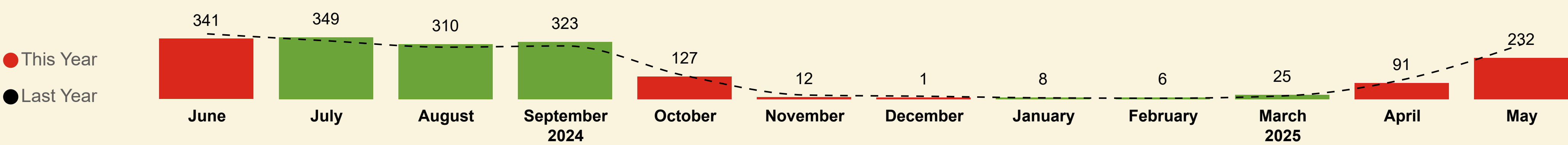
This Month YoY

27,122
LY: 27,005 (+0.43%)

YoY

233,988
LY: 227,216 (+3%)

Total Mull - Coaches



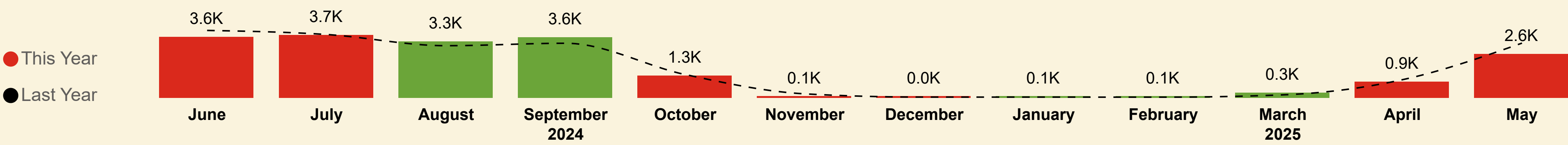
This Month YoY

232
LY: 309 (-24.92%)

YoY

1825
LY: 1,909 (-4.4%)

Total Mull - Coach Metres



This Month YoY

2.6K
LY: 3.2K (-19.7%)

YoY

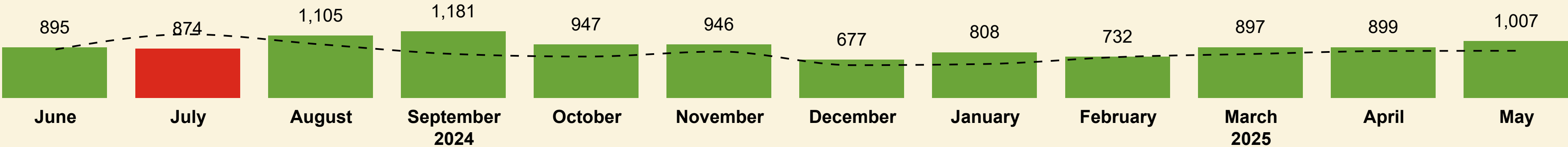
19.7K
LY: 20.3K (-2.9%)



Shipped Passengers

Total Mull - Commercial Vehicles

● This Year
● Last Year



This Month YoY

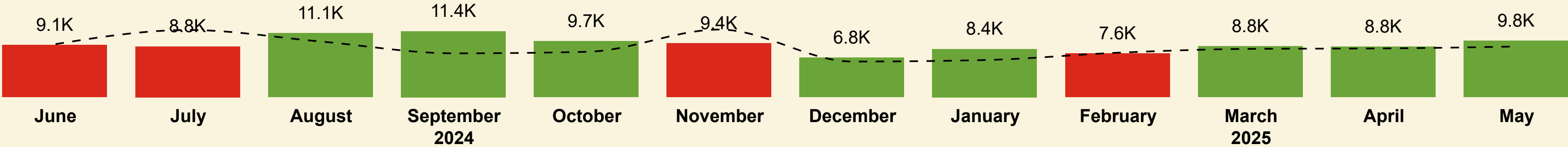
1,007
LY: 838 (+20.2%)

YoY

10,968
LY: 9,650 (+13.7%)

Total Mull - Commercial Vehicle Metres

● This Year
● Last Year



This Month YoY

9.8K
LY: 8.8K (+11.1%)

YoY

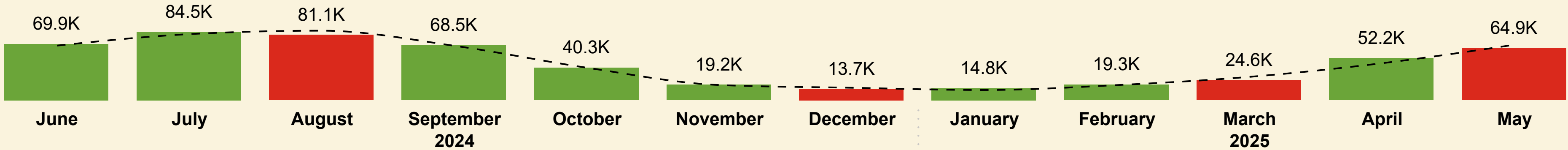
109.6K
LY: 103.8K (+5.6%)



Shipped Passengers

Oban - Craignure

● This Year
● Last Year



This Month YoY

64,884

LY: 68,862 (-5.78%)


YoY

552,974

LY: 553,497 (-0.1%)

Fishnish - Lochaline

● This Year
● Last Year



This Month YoY

21,479

LY: 17,882 (+20.12%)

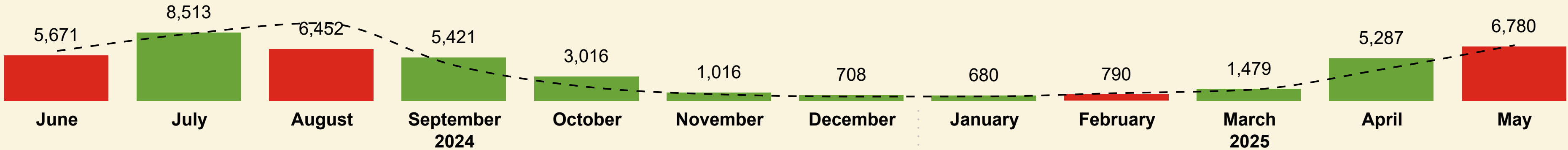
YoY

140,060

LY: 119,256 (+17.4%)

Tobermory - Kilchoan

● This Year
● Last Year



This Month YoY

6,780

LY: 6,932 (-2.19%)

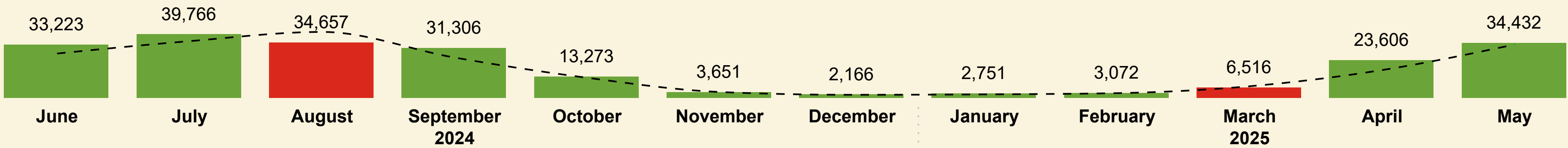
YoY

45,813

LY: 45,453 (+0.8%)

Fionnphort - Iona

● This Year
● Last Year



This Month YoY

34,432

LY: 33,349 (+3.25%)

YoY

228,419

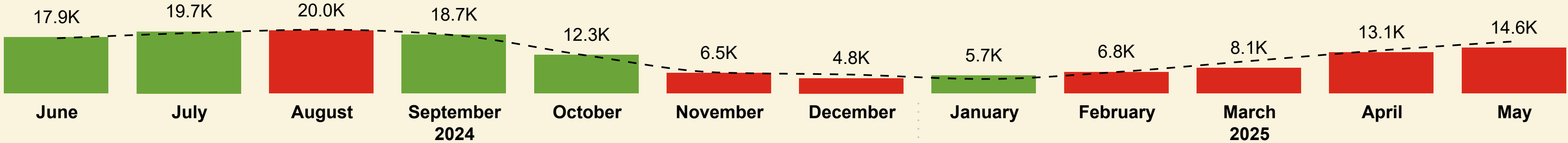
LY: 210,676 (+8.4%)



Shipped Cars

Oban - Craignure

● This Year
● Last Year



This Month YoY

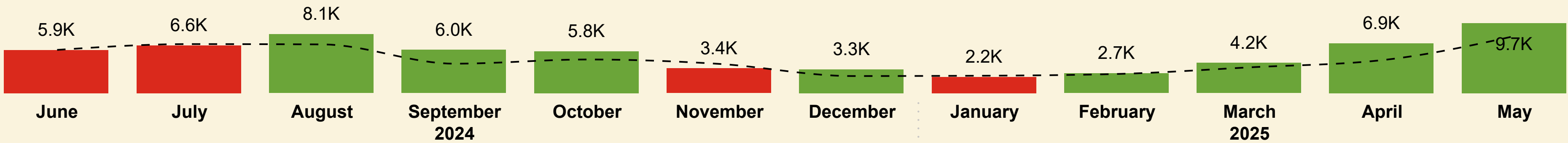
14,566
LY: 16,586 (-12.18%)

YoY

148,228
LY: 152,471 (-2.8%)

Fishnish - Lochaline

● This Year
● Last Year



This Month YoY

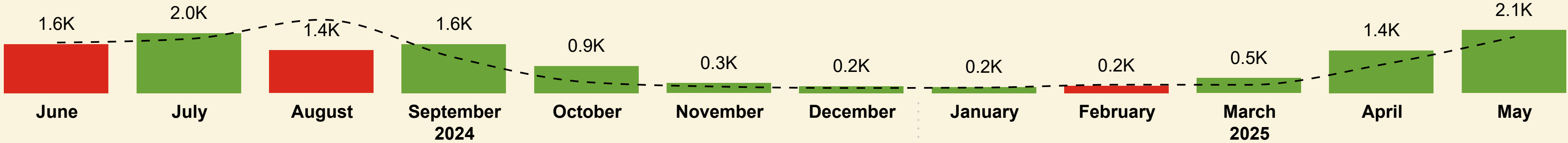
9,674
LY: 7,880 (+22.77%)

YoY

64,754
LY: 55,570 (+16.5%)

Tobermory - Kilchoan

● This Year
● Last Year



This Month YoY

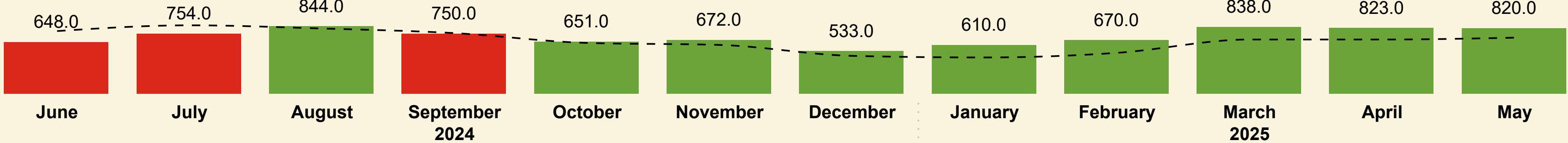
2,062
LY: 1,838 (+12.19%)

YoY

12,393
LY: 11,222 (+10.4%)

Fionnphort - Iona

● This Year
● Last Year



This Month YoY

820
LY: 701 (+16.98%)

YoY

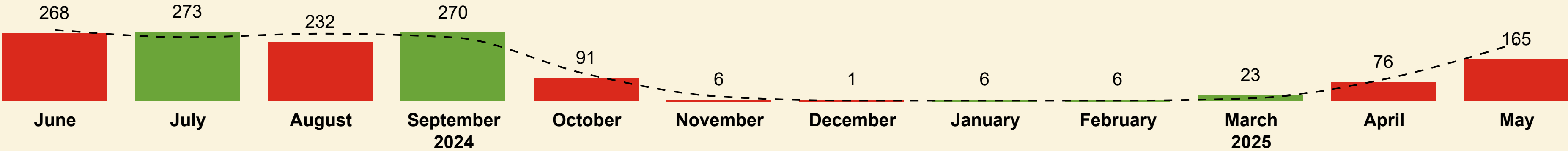
8,613
LY: 7,953 (+8.3%)



Shipped Coaches

Oban - Craignure

● This Year
● Last Year



This Month YoY

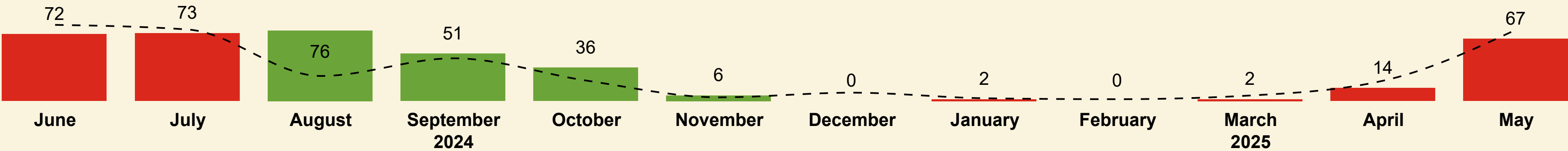
165
LY: 229 (-27.95%)

YoY

1417
LY: 1,513 (-6.3%)

Fishnish - Lochaline

● This Year
● Last Year



This Month YoY

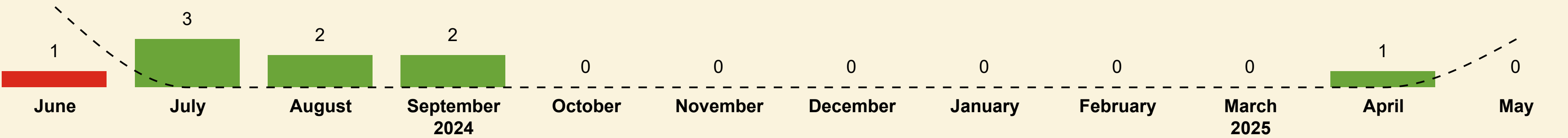
67
LY: 77 (-12.99%)

YoY

399
LY: 377 (+5.8%)

Tobermory - Kilchoan

● This Year
● Last Year



This Month YoY

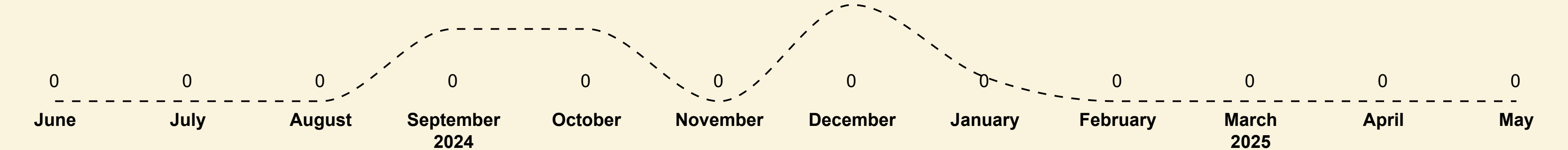
0
LY: 3 (-100%)

YoY

9
LY: 8 (+12.5%)

Fionnphort - Iona

● This Year
● Last Year



This Month YoY

0
LY: 0

YoY

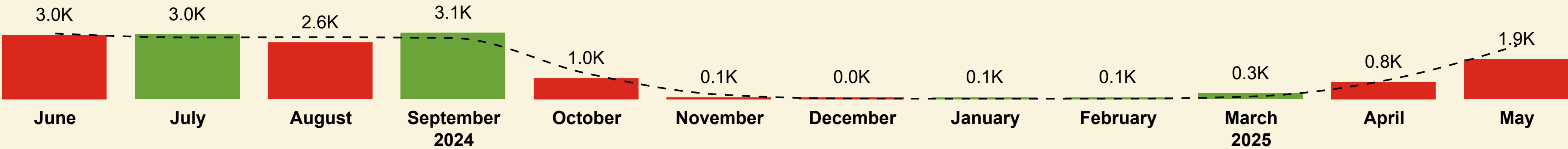
0
LY: 11 (-100%)



Shipped Coach Metres

Oban - Craignure

● This Year
● Last Year



This Month YoY

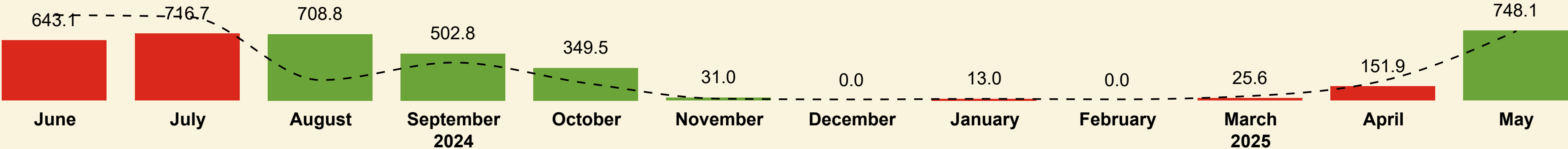
1.9K
LY: 2.5K (-25.2%)

YoY

15.7K
LY: 16.5K (-4.8%)

Fishnish - Lochaline

● This Year
● Last Year



This Month YoY

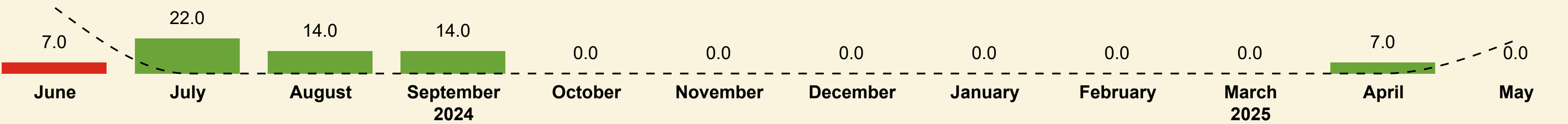
748.1
LY: 743.1 (+0.7%)

YoY

3.9K
LY: 3.7K (+5.5%)

Tobermory - Kilchoan

● This Year
● Last Year



This Month YoY

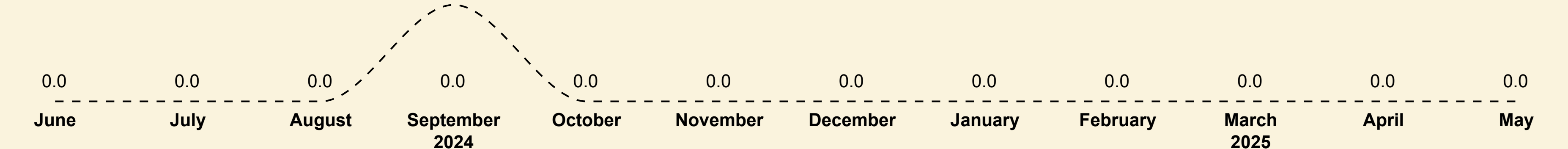
0.0
LY: 21.0 (-100%)

YoY

64.0
LY: 62.0 (+3.2%)

Fionnphort - Iona

● This Year
● Last Year



This Month YoY

0.0
LY: 0.0

YoY


0.0
LY: 1.0 (-100%)



Shipped Commercial Vehicles

Oban - Craignure

● This Year
● Last Year



This Month YoY

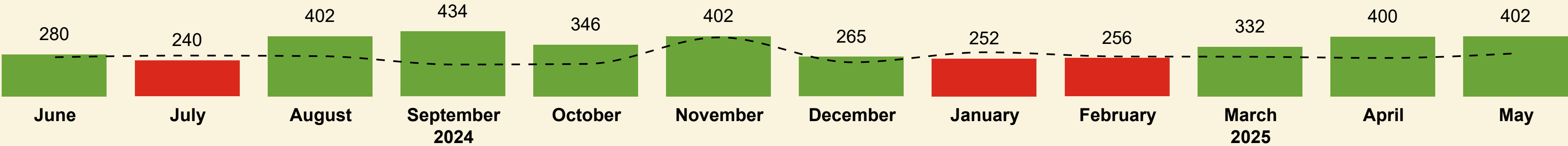
555
LY: 495 (+12.1%)

YoY

6,354
LY: 5,919 (+7.4%)

Fishnish - Lochaline

● This Year
● Last Year



This Month YoY

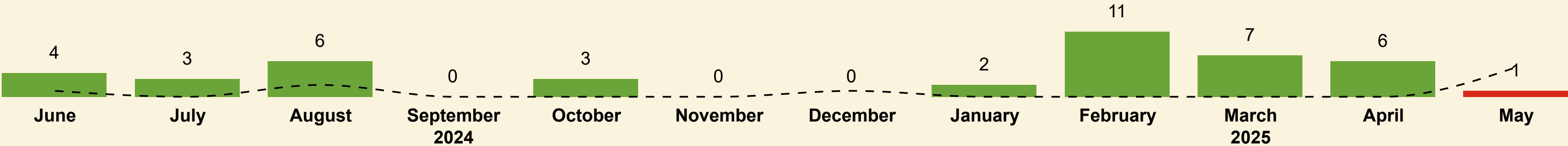
402
LY: 288 (+39.6%)

YoY

4,011
LY: 3,229 (+24.2%)

Tobermory - Kilchoan

● This Year
● Last Year



This Month YoY

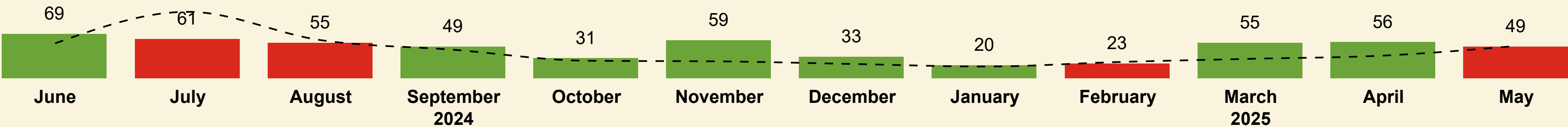
1
LY: 5 (-80%)

YoY

43
LY: 9 (+377.8%)

Fionnphort - Iona

● This Year
● Last Year



This Month YoY

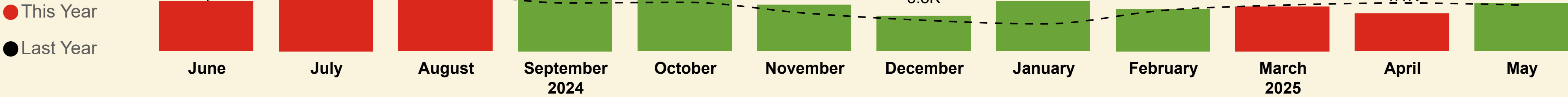
49
LY: 50 (-2%)

YoY

560
LY: 493 (+13.6%)

Shipped Commercial Vehicle Metres

Oban - Craignure



This Month YoY

5.2K
LY: 5.0K (+3.8%)

YoY

62.6K
LY: 60.3K (+3.8%)

Fishnish - Lochaline



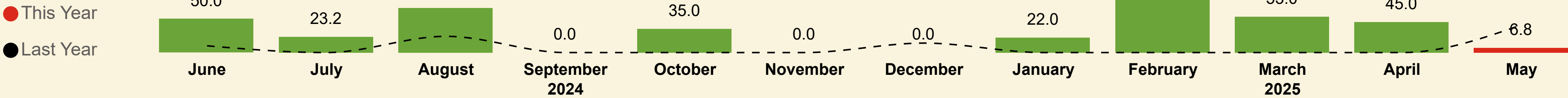
This Month YoY

4.1K
LY: 3.3K (+24.9%)

YoY

41.5K
LY: 39.1K (+6.3%)

Tobermory - Kilchoan



This Month YoY

6.8
LY: 41.0 (-83.4%)

YoY

394.0
LY: 89.0 (+342.7%)

Fionnphort - Iona



This Month YoY

452.6
LY: 455.0 (-0.5%)

YoY

5.1K
LY: 4.3K (+18%)

Mull Total

Contractual Carrying Groups



This Month YoY

127,575

LY: 127,025 (+0.4%)

YoY

967,266

LY: 928,882 (+4.1%)



This Month YoY

27,122

LY: 27,005 (+0.4%)

YoY

233,988

LY: 227,216 (+3%)



This Month YoY

2.60K

LY: 3.24K (-19.7%)

YoY

19.67K

LY: 20.26K (-2.9%)



This Month YoY

9.78K

LY: 8.80K (+11.1%)

YoY

109.65K

LY: 103.81K (+5.6%)

Passengers

Year	Month	Last Year	This Year	Variance %
2024	June	115,848	122,760	6.0 %
2024	July	142,294	149,224	4.9 %
2024	August	153,109	141,964	-7.3 %
2024	September	106,510	118,382	11.1 %
2024	October	63,884	68,412	7.1 %
2024	November	28,908	30,004	3.8 %
2024	December	22,543	22,519	-0.1 %
2025	January	19,957	22,324	11.9 %
2025	February	27,452	28,165	2.6 %
2025	March	44,099	39,951	-9.4 %
2025	April	77,253	95,986	24.2 %
2025	May	127,025	127,575	0.4 %
Total		928,882	967,266	4.1 %

Cars

Year	Month	Last Year	This Year	Variance %
2024	June	25,989	26,055	0.3 %
2024	July	28,626	29,014	1.4 %
2024	August	30,242	30,397	0.5 %
2024	September	24,529	27,042	10.2 %
2024	October	17,698	19,605	10.8 %
2024	November	11,504	10,914	-5.1 %
2024	December	8,986	8,854	-1.5 %
2025	January	7,638	8,727	14.3 %
2025	February	10,262	10,461	1.9 %
2025	March	14,827	13,640	-8.0 %
2025	April	19,911	22,157	11.3 %
2025	May	27,005	27,122	0.4 %
Total		227,216	233,988	3.0 %

Coach Metres

Year	Month	Last Year	This Year	Variance %
2024	June	3,993.0	3,616.2	-9.4 %
2024	July	3,752.3	3,728.1	-0.6 %
2024	August	3,087.4	3,339.6	8.2 %
2024	September	3,231.8	3,584.4	10.9 %
2024	October	1,375.2	1,316.8	-4.2 %
2024	November	231.1	81.7	-64.6 %
2024	December	39.0	14.7	-62.3 %
2025	January	37.9	74.1	95.5 %
2025	February	33.8	70.0	107.1 %
2025	March	171.0	296.5	73.4 %
2025	April	1,070.0	949.2	-11.3 %
2025	May	3,239.7	2,600.8	-19.7 %
Total		20,262.3	19,672.0	-2.9 %

Commercial Vehicle Metres

Year	Month	Last Year	This Year	Variance %
2024	June	9,213.6	9,060.8	-1.7 %
2024	July	11,660.7	8,796.4	-24.6 %
2024	August	9,655.0	11,117.5	15.1 %
2024	September	7,616.9	11,430.1	50.1 %
2024	October	7,882.0	9,710.8	23.2 %
2024	November	11,739.1	9,364.8	-20.2 %
2024	December	6,193.2	6,848.0	10.6 %
2025	January	6,455.9	8,352.7	29.4 %
2025	February	7,726.6	7,586.7	-1.8 %
2025	March	8,389.8	8,841.3	5.4 %
2025	April	8,471.2	8,755.7	3.4 %
2025	May	8,802.5	9,781.8	11.1 %
Total		103,806.4	109,646.3	5.6 %

Oban - Craignure

Contractual Carrying Groups



This Month YoY

64,884

LY: 68,862 (-5.8%)

YoY

552,974

LY: 553,497 (-0.1%)



This Month YoY

14,566

LY: 16,586 (-12.2%)

YoY

148,228

LY: 152,471 (-2.8%)



This Month YoY

1.85K

LY: 2.48K (-25.2%)

YoY

15.72K

LY: 16.51K (-4.8%)



This Month YoY

5.20K

LY: 5.00K (+3.8%)

YoY

62.58K

LY: 60.28K (+3.8%)

Passengers

Year	Month	Last Year	This Year	Variance %
2024	June	67,769	69,908	3.2 %
2024	July	82,041	84,465	3.0 %
2024	August	86,283	81,085	-6.0 %
2024	September	67,486	68,513	1.5 %
2024	October	40,277	40,298	0.1 %
2024	November	18,864	19,213	1.9 %
2024	December	15,463	13,661	-11.7 %
2025	January	12,705	14,842	16.8 %
2025	February	18,788	19,313	2.8 %
2025	March	29,015	24,583	-15.3 %
2025	April	45,944	52,209	13.6 %
2025	May	68,862	64,884	-5.8 %
Total		553,497	552,974	-0.1 %

Cars

Year	Month	Last Year	This Year	Variance %
2024	June	17,587	17,872	1.6 %
2024	July	19,224	19,723	2.6 %
2024	August	20,301	20,015	-1.4 %
2024	September	18,545	18,713	0.9 %
2024	October	12,065	12,295	1.9 %
2024	November	6,655	6,492	-2.4 %
2024	December	5,994	4,830	-19.4 %
2025	January	4,605	5,691	23.6 %
2025	February	6,838	6,820	-0.3 %
2025	March	10,323	8,140	-21.1 %
2025	April	13,749	13,071	-4.9 %
2025	May	16,586	14,566	-12.2 %
Total		152,471	148,228	-2.8 %

Coach Metres

Year	Month	Last Year	This Year	Variance %
2024	June	3,038.0	2,966.1	-2.4 %
2024	July	2,857.3	2,989.4	4.6 %
2024	August	2,868.1	2,616.8	-8.8 %
2024	September	2,824.5	3,067.6	8.6 %
2024	October	1,189.8	967.3	-18.7 %
2024	November	211.1	50.7	-76.0 %
2024	December	27.0	14.7	-45.6 %
2025	January	19.9	61.1	207.0 %
2025	February	20.8	70.0	236.5 %
2025	March	122.0	270.9	122.0 %
2025	April	856.4	790.3	-7.7 %
2025	May	2,475.6	1,852.8	-25.2 %
Total		16,510.5	15,717.5	-4.8 %

Commercial Vehicle Metres

Year	Month	Last Year	This Year	Variance %
2024	June	5,551.5	5,408.5	-2.6 %
2024	July	7,548.5	5,554.5	-26.4 %
2024	August	6,497.2	6,191.8	-4.7 %
2024	September	5,233.9	6,640.1	26.9 %
2024	October	5,308.6	5,692.5	7.2 %
2024	November	4,137.0	5,045.7	22.0 %
2024	December	3,356.1	3,830.1	14.1 %
2025	January	2,968.1	5,464.2	84.1 %
2025	February	4,435.5	4,614.6	4.0 %
2025	March	5,001.5	4,855.6	-2.9 %
2025	April	5,233.3	4,085.3	-21.9 %
2025	May	5,004.1	5,196.3	3.8 %
Total		60,275.2	62,579.1	3.8 %

Fishnish - Lochaline

Contractual Carrying Groups



This Month YoY

21,479

LY: 17,882 (+20.1%)

YoY

140,060

LY: 119,256 (+17.4%)



This Month YoY

9,674

LY: 7,880 (+22.8%)

YoY

64,754

LY: 55,570 (+16.5%)



This Month YoY

748.05

LY: 743.10 (+0.7%)

YoY

3.89K

LY: 3.69K (+5.5%)



This Month YoY

4.13K

LY: 3.30K (+24.9%)

YoY

41.54K

LY: 39.09K (+6.3%)

Passengers

Year	Month	Last Year	This Year	Variance %
2024	June	14,153	13,958	-1.4 %
2024	July	16,428	16,480	0.3 %
2024	August	15,907	19,770	24.3 %
2024	September	9,430	13,142	39.4 %
2024	October	9,337	11,825	26.6 %
2024	November	5,606	6,124	9.2 %
2024	December	4,664	5,984	28.3 %
2025	January	4,556	4,051	-11.1 %
2025	February	4,795	4,990	4.1 %
2025	March	6,484	7,373	13.7 %
2025	April	10,014	14,884	48.6 %
2025	May	17,882	21,479	20.1 %
Total		119,256	140,060	17.4 %

Cars

Year	Month	Last Year	This Year	Variance %
2024	June	5,966	5,935	-0.5 %
2024	July	6,772	6,581	-2.8 %
2024	August	6,727	8,136	20.9 %
2024	September	4,062	5,977	47.1 %
2024	October	4,640	5,771	24.4 %
2024	November	4,027	3,423	-15.0 %
2024	December	2,352	3,265	38.8 %
2025	January	2,398	2,230	-7.0 %
2025	February	2,639	2,729	3.4 %
2025	March	3,555	4,168	17.2 %
2025	April	4,552	6,865	50.8 %
2025	May	7,880	9,674	22.8 %
Total		55,570	64,754	16.5 %

Coach Metres

Year	Month	Last Year	This Year	Variance %
2024	June	914.0	643.1	-29.6 %
2024	July	895.0	716.7	-19.9 %
2024	August	219.3	708.8	223.2 %
2024	September	406.3	502.8	23.8 %
2024	October	185.4	349.5	88.5 %
2024	November	20.0	31.0	55.0 %
2024	December	12.0	0.0	-100.0 %
2025	January	18.0	13.0	-27.8 %
2025	February	13.0	0.0	-100.0 %
2025	March	49.0	25.6	-47.8 %
2025	April	213.6	151.9	-28.9 %
2025	May	743.1	748.1	0.7 %
Total		3,688.8	3,890.5	5.5 %

Commercial Vehicle Metres

Year	Month	Last Year	This Year	Variance %
2024	June	3,174.0	2,966.1	-6.6 %
2024	July	3,190.0	2,675.6	-16.1 %
2024	August	2,569.3	4,281.3	66.6 %
2024	September	2,078.5	4,349.7	109.3 %
2024	October	2,307.9	3,719.9	61.2 %
2024	November	7,361.1	3,768.7	-48.8 %
2024	December	2,632.1	2,709.9	3.0 %
2025	January	3,344.8	2,682.5	-19.8 %
2025	February	3,071.1	2,673.1	-13.0 %
2025	March	3,128.8	3,465.5	10.8 %
2025	April	2,933.7	4,125.9	40.6 %
2025	May	3,302.4	4,126.1	24.9 %
Total		39,093.6	41,544.0	6.3 %

Tobermory - Kilchoan

Contractual Carrying Groups



This Month YoY

6,780

LY: 6,932 (-2.2%)

YoY

45,813

LY: 45,453 (+0.8%)



This Month YoY

2,062

LY: 1,838 (+12.2%)

YoY

12,393

LY: 11,222 (+10.4%)



This Month YoY

0.00

LY: 21.00 (-100%)

YoY

64.00

LY: 62.00 (+3.2%)



This Month YoY

6.80

LY: 41.00 (-83.4%)

YoY

394.00

LY: 89.00 (+342.7%)

Passengers

Year	Month	Last Year	This Year	Variance %
2024	June	6,217	5,671	-8.8 %
2024	July	8,359	8,513	1.8 %
2024	August	9,697	6,452	-33.5 %
2024	September	4,413	5,421	22.8 %
2024	October	1,730	3,016	74.3 %
2024	November	797	1,016	27.5 %
2024	December	527	708	34.3 %
2025	January	541	680	25.7 %
2025	February	949	790	-16.8 %
2025	March	1,367	1,479	8.2 %
2025	April	3,924	5,287	34.7 %
2025	May	6,932	6,780	-2.2 %
Total		45,453	45,813	0.8 %

Cars

Year	Month	Last Year	This Year	Variance %
2024	June	1,652	1,600	-3.1 %
2024	July	1,774	1,956	10.3 %
2024	August	2,398	1,402	-41.5 %
2024	September	1,164	1,602	37.6 %
2024	October	358	888	148.0 %
2024	November	212	327	54.2 %
2024	December	167	226	35.3 %
2025	January	182	196	7.7 %
2025	February	274	242	-11.7 %
2025	March	271	494	82.3 %
2025	April	932	1,398	50.0 %
2025	May	1,838	2,062	12.2 %
Total		11,222	12,393	10.4 %

Coach Metres

Year	Month	Last Year	This Year	Variance %
2024	June	41.0	7.0	-82.9 %
2024	July	0.0	22.0	0.0 %
2024	August	0.0	14.0	0.0 %
2024	September	0.0	14.0	0.0 %
2024	October	0.0	0.0	0.0 %
2024	November	0.0	0.0	0.0 %
2024	December	0.0	0.0	0.0 %
2025	January	0.0	0.0	0.0 %
2025	February	0.0	0.0	0.0 %
2025	March	0.0	0.0	0.0 %
2025	April	0.0	7.0	0.0 %
2025	May	21.0	0.0	-100.0 %
Total		62.0	64.0	3.2 %

Commercial Vehicle Metres

Year	Month	Last Year	This Year	Variance %
2024	June	10.0	50.0	400.0 %
2024	July	0.0	23.2	0.0 %
2024	August	24.0	66.0	175.0 %
2024	September	0.0	0.0	0.0 %
2024	October	0.0	35.0	0.0 %
2024	November	0.0	0.0	0.0 %
2024	December	14.0	0.0	-100.0 %
2025	January	0.0	22.0	0.0 %
2025	February	0.0	93.0	0.0 %
2025	March	0.0	53.0	0.0 %
2025	April	0.0	45.0	0.0 %
2025	May	41.0	6.8	-83.4 %
Total		89.0	394.0	342.7 %

Fionnphort - Iona

Contractual Carrying Groups



This Month YoY

34,432

LY: 33,349 (+3.2%)

YoY

228,419

LY: 210,676 (+8.4%)



This Month YoY

820

LY: 701 (+17%)

YoY

8,613

LY: 7,953 (+8.3%)



This Month YoY

0.00

LY: 0.00

YoY

0.00

LY: 1.00 (-100%)



This Month YoY

452.60

LY: 455.00 (-0.5%)

YoY

5.13K

LY: 4.35K (+18%)

Passengers

Year	Month	Last Year	This Year	Variance %
2024	June	27,709	33,223	19.9 %
2024	July	35,466	39,766	12.1 %
2024	August	41,222	34,657	-15.9 %
2024	September	25,181	31,306	24.3 %
2024	October	12,540	13,273	5.8 %
2024	November	3,641	3,651	0.3 %
2024	December	1,889	2,166	14.7 %
2025	January	2,155	2,751	27.7 %
2025	February	2,920	3,072	5.2 %
2025	March	7,233	6,516	-9.9 %
2025	April	17,371	23,606	35.9 %
2025	May	33,349	34,432	3.2 %
Total		210,676	228,419	8.4 %

Cars

Year	Month	Last Year	This Year	Variance %
2024	June	784	648	-17.3 %
2024	July	856	754	-11.9 %
2024	August	816	844	3.4 %
2024	September	758	750	-1.1 %
2024	October	635	651	2.5 %
2024	November	610	672	10.2 %
2024	December	473	533	12.7 %
2025	January	453	610	34.7 %
2025	February	511	670	31.1 %
2025	March	678	838	23.6 %
2025	April	678	823	21.4 %
2025	May	701	820	17.0 %
Total		7,953	8,613	8.3 %

Coach Metres

Year	Month	Last Year	This Year	Variance %
2024	June	0.0	0.0	0.0 %
2024	July	0.0	0.0	0.0 %
2024	August	0.0	0.0	0.0 %
2024	September	1.0	0.0	-100.0 %
2024	October	0.0	0.0	0.0 %
2024	November	0.0	0.0	0.0 %
2024	December	0.0	0.0	0.0 %
2025	January	0.0	0.0	0.0 %
2025	February	0.0	0.0	0.0 %
2025	March	0.0	0.0	0.0 %
2025	April	0.0	0.0	0.0 %
2025	May	0.0	0.0	0.0 %
Total		1.0	0.0	-100.0 %

Commercial Vehicle Metres

Year	Month	Last Year	This Year	Variance %
2024	June	478.1	636.2	33.1 %
2024	July	922.3	543.1	-41.1 %
2024	August	564.5	578.4	2.5 %
2024	September	304.5	440.3	44.6 %
2024	October	265.5	263.4	-0.8 %
2024	November	241.0	550.5	128.4 %
2024	December	191.0	308.0	61.3 %
2025	January	143.0	184.0	28.7 %
2025	February	220.0	206.0	-6.4 %
2025	March	259.5	467.2	80.0 %
2025	April	304.2	499.5	64.2 %
2025	May	455.0	452.6	-0.5 %
Total		4,348.6	5,129.2	18.0 %



Cars



Oban - Craignure

Year	Month	Last Year	This Year	Var %
2024	June	11,197	15,095	34.8 %
2024	July	15,360	16,713	8.8 %
2024	August	14,850	16,447	10.8 %
2024	September	14,305	14,368	0.4 %
2024	October	9,133	9,385	2.8 %
2024	November	5,212	4,994	-4.2 %
2024	December	4,739	3,892	-17.9 %
2025	January	3,649	4,354	19.3 %
2025	February	5,372	5,377	0.1 %
2025	March	8,265	6,452	-21.9 %
2025	April	10,826	10,268	-5.2 %
2025	May	12,770	11,478	-10.1 %
Total		115,678	118,823	2.7 %

Fishnish - Lochaline

Year	Month	Last Year	This Year	Var %
2024	June	3,012	4,408	46.3 %
2024	July	3,628	4,782	31.8 %
2024	August	4,557	6,042	32.6 %
2024	September	2,842	4,264	50.0 %
2024	October	3,098	3,932	26.9 %
2024	November	1,701	2,280	34.0 %
2024	December	1,589	2,258	42.1 %
2025	January	1,535	1,404	-8.5 %
2025	February	1,716	1,848	7.7 %
2025	March	2,334	2,846	21.9 %
2025	April	3,280	4,792	46.1 %
2025	May	5,770	6,510	12.8 %
Total		35,062	45,366	29.4 %

Tobermory - Kilchoan


Year	Month	Last Year	This Year	Var %
2024	June	918	1,207	31.5 %
2024	July	1,240	1,530	23.4 %
2024	August	1,728	1,058	-38.8 %
2024	September	781	1,146	46.7 %
2024	October	194	707	264.4 %
2024	November	122	276	126.2 %
2024	December	126	189	50.0 %
2025	January	156	177	13.5 %
2025	February	251	214	-14.7 %
2025	March	226	395	74.8 %
2025	April	718	1,084	51.0 %
2025	May	1,337	1,462	9.3 %
Total		7,797	9,445	21.1 %

Fionnphort - Iona

Year	Month	Last Year	This Year	Var %
2024	June	40	85	112.5 %
2024	July	101	202	100.0 %
2024	August	105	379	261.0 %
2024	September	48	351	631.3 %
2024	October	49	263	436.7 %
2024	November	25	298	1092.0 %
2024	December	48	262	445.8 %
2025	January	79	375	374.7 %
2025	February	87	345	296.6 %
2025	March	74	465	528.4 %
2025	April	76	504	563.2 %
2025	May	106	486	358.5 %
Total		838	4,015	379.1 %



LGVs



Oban - Craignure				
Year	Month	Last Year	This Year	Var %
2024	June	948	1,230	29.7 %
2024	July	1,010	1,255	24.3 %
2024	August	1,159	1,206	4.1 %
2024	September	1,179	1,170	-0.8 %
2024	October	1,030	1,197	16.2 %
2024	November	867	917	5.8 %
2024	December	807	635	-21.3 %
2025	January	686	888	29.4 %
2025	February	1,045	982	-6.0 %
2025	March	1,258	1,103	-12.3 %
2025	April	1,190	1,002	-15.8 %
2025	May	1,067	944	-11.5 %
Total		12,246	12,529	2.3 %


Fishnish - Lochaline				
Year	Month	Last Year	This Year	Var %
2024	June	255	650	154.9 %
2024	July	217	902	315.7 %
2024	August	378	936	147.6 %
2024	September	291	711	144.3 %
2024	October	444	886	99.5 %
2024	November	402	824	105.0 %
2024	December	268	771	187.7 %
2025	January	495	698	41.0 %
2025	February	429	719	67.6 %
2025	March	423	876	107.1 %
2025	April	458	933	103.7 %
2025	May	907	1,123	23.8 %
Total		4,967	10,029	101.9 %

Tobermory - Kilchoan				
Year	Month	Last Year	This Year	Var %
2024	June	16	47	193.8 %
2024	July	9	41	355.6 %
2024	August	50	25	-50.0 %
2024	September	30	42	40.0 %
2024	October	12	33	175.0 %
2024	November	2	15	650.0 %
2024	December	10	10	0.0 %
2025	January	3	10	233.3 %
2025	February	2	15	650.0 %
2025	March	3	44	1366.7 %
2025	April	21	46	119.0 %
2025	May	36	64	77.8 %
Total		194	392	102.1 %

Fionnphort - Iona				
Year	Month	Last Year	This Year	Var %
2024	June	17	33	94.1 %
2024	July	25	52	108.0 %
2024	August	50	144	188.0 %
2024	September	34	162	376.5 %
2024	October	32	96	200.0 %
2024	November	28	242	764.3 %
2024	December	59	160	171.2 %
2025	January	45	193	328.9 %
2025	February	59	250	323.7 %
2025	March	36	308	755.6 %
2025	April	45	314	597.8 %
2025	May	29	328	1031.0 %
Total		459	2,282	397.2 %



Motorhomes



Oban - Craignure				
Year	Month	Last Year	This Year	Var %
2024	June	1,255	1,824	45.3 %
2024	July	1,363	1,840	35.0 %
2024	August	1,624	1,797	10.7 %
2024	September	1,663	1,928	15.9 %
2024	October	785	887	13.0 %
2024	November	196	237	20.9 %
2024	December	141	137	-2.8 %
2025	January	103	129	25.2 %
2025	February	178	184	3.4 %
2025	March	523	341	-34.8 %
2025	April	1,274	1,494	17.3 %
2025	May	1,885	1,679	-10.9 %
Total		10,990	12,477	13.5 %

Fishnish - Lochaline				
Year	Month	Last Year	This Year	Var %
2024	June	291	541	85.9 %
2024	July	255	567	122.4 %
2024	August	439	738	68.1 %
2024	September	294	557	89.5 %
2024	October	203	407	100.5 %
2024	November	51	80	56.9 %
2024	December	19	54	184.2 %
2025	January	28	25	-10.7 %
2025	February	37	57	54.1 %
2025	March	103	142	37.9 %
2025	April	368	721	95.9 %
2025	May	948	1,274	34.4 %
Total		3,036	5,163	70.1 %

Tobermory - Kilchoan				
Year	Month	Last Year	This Year	Var %
2024	June	185	283	53.0 %
2024	July	233	290	24.5 %
2024	August	334	237	-29.0 %
2024	September	165	312	89.1 %
2024	October	25	108	332.0 %
2024	November	16	11	-31.3 %
2024	December	3	9	200.0 %
2025	January	2	2	0.0 %
2025	February	2	10	400.0 %
2025	March	17	31	82.4 %
2025	April	129	200	55.0 %
2025	May	394	429	8.9 %
Total		1,505	1,922	27.7 %

Fionnphort - Iona				
Year	Month	Last Year	This Year	Var %
2024	June	0	0	0.0 %
2024	July	0	0	0.0 %
2024	August	0	2	0.0 %
2024	September	0	3	0.0 %
2024	October	0	4	0.0 %
2024	November	0	4	0.0 %
2024	December	0	2	0.0 %
2025	January	0	4	0.0 %
2025	February	0	3	0.0 %
2025	March	0	4	0.0 %
2025	April	0	0	0.0 %
2025	May	0	2	0.0 %
Total		0	28	0.0 %




Reliability & Punctuality



Reliability

Route		Fionnphort - Iona		Fishnish - Lochaline		Oban - Craignure		Tobermory - Kilchoan	
Year	Month	Contractual	Actual	Contractual	Actual	Contractual	Actual	Contractual	Actual
2024	June	100.0%	98.5%	99.7%	99.2%	99.0%	98.5%	99.5%	99.5%
	July	100.0%	100.0%	100.0%	100.0%	99.7%	98.1%	99.5%	98.1%
	August	99.8%	97.9%	100.0%	100.0%	99.7%	95.2%	99.5%	92.8%
	September	100.0%	98.9%	99.2%	99.2%	99.7%	97.3%	100.0%	95.0%
	October	99.7%	89.8%	97.2%	96.1%	100.0%	90.1%	100.0%	95.2%
	November	100.0%	94.0%	99.7%	98.3%	99.4%	92.0%	100.0%	96.5%
	December	99.5%	77.5%	99.6%	93.8%	83.7%	68.3%	100.0%	89.0%
2025	January	99.1%	81.7%	100.0%	95.5%	99.4%	95.1%	97.6%	92.9%
	February	100.0%	89.9%	99.6%	98.2%	100.0%	94.7%	100.0%	86.3%
	March	100.0%	96.8%	100.0%	100.0%	98.3%	95.9%	100.0%	95.1%
	April	100.0%	100.0%	100.0%	99.8%	92.9%	91.7%	100.0%	96.5%
	May	99.8%	99.1%	96.9%	96.9%	100.0%	100.0%	99.5%	99.0%
Total		99.9%	95.4%	99.3%	98.2%	97.8%	93.7%	99.7%	95.6%



Punctuality

Route		Fionnphort - Iona		Fishnish - Lochaline		Oban - Craignure		Tobermory - Kilchoan	
Year	Month	Contractual	Actual	Contractual	Actual	Contractual	Actual	Contractual	Actual
2024	June	100.0%	96.1%	100.0%	99.7%	99.0%	89.4%	99.2%	95.5%
	July	100.0%	96.6%	99.6%	98.4%	99.7%	95.5%	99.8%	99.0%
	August	100.0%	97.0%	99.3%	95.9%	98.7%	87.3%	99.7%	98.7%
	September	99.9%	97.4%	99.4%	91.2%	98.6%	90.9%	100.0%	98.4%
	October	100.0%	97.8%	100.0%	99.7%	98.6%	85.3%	100.0%	99.1%
	November	99.8%	97.4%	99.8%	99.1%	98.5%	92.2%	98.2%	91.0%
	December	99.7%	85.8%	99.8%	98.3%	99.6%	42.0%	97.9%	94.5%
2025	January	100.0%	94.8%	100.0%	99.6%	98.8%	80.4%	100.0%	98.7%
	February	99.7%	91.9%	99.4%	97.2%	99.4%	93.0%	100.0%	100.0%
	March	98.2%	91.2%	99.8%	99.4%	99.6%	87.1%	100.0%	98.5%
	April	100.0%	97.1%	99.6%	96.1%	98.5%	93.2%	100.0%	98.5%
	May	99.9%	97.8%	98.5%	90.0%	98.9%	92.6%	100.0%	98.3%
Total		99.8%	96.0%	99.6%	96.8%	98.9%	87.8%	99.7%	97.8%



Reliability & Punctuality Summary

Summary of Scheduled, Operated, Cancelled & Diverted Sailings by Route and Leg

Year	Month	Route	Leg	Operated Sailings	Scheduled Sailings	Additional Sailings	Cancelled Sailings	Diverted Sailings
2025	May	Fionnphort - Iona	Fionnphort-Iona	458	457	4	3	0
2025	May	Fionnphort - Iona	Iona-Fionnphort	476	478	3	5	0
2025	May	Fishnish - Lochaline	Fishnish-Lochaline	403	414	2	13	0
2025	May	Fishnish - Lochaline	Lochaline-Fishnish	403	414	2	13	0
2025	May	Oban - Cragnure	Cragnure-Colonsay	1		1	0	0
2025	May	Oban - Cragnure	Cragnure-Oban	306	306	0	0	0
2025	May	Oban - Cragnure	Oban-Cragnure	306	306	0	0	0
2025	May	Tobermory - Kilchoan	Kilchoan-Tobermory	208	209	1	2	0
2025	May	Tobermory - Kilchoan	Tobermory-Kilchoan	208	209	1	2	0
Total				2,769	2,793	14	38	0

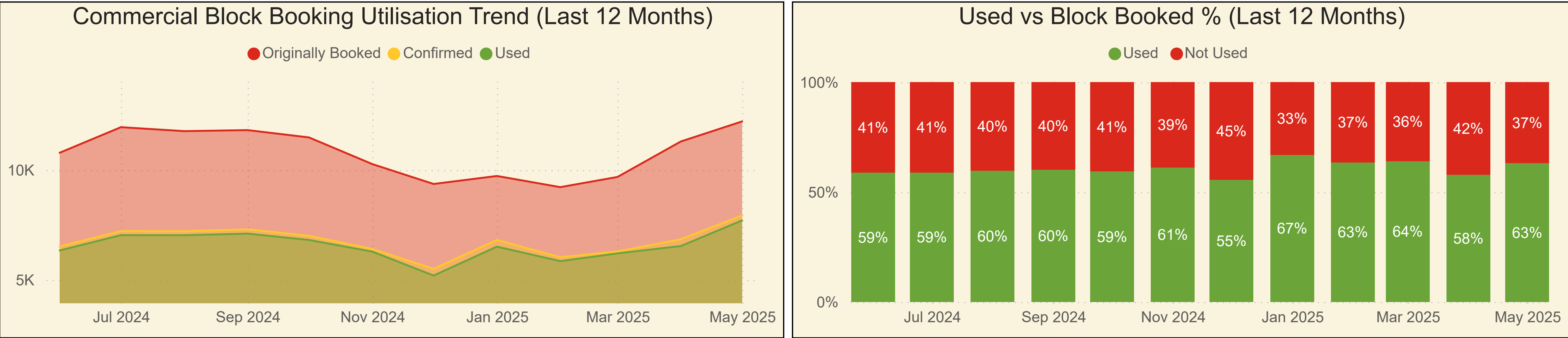
Summary of Cancellations, Lateness & Relief Events by Route and Leg

Year	Month	Route	Leg	Cancelled Sailings	Cancelled (Relief)	Cancelled (No Relief)	On Time	Level 1 Late	Level 1 (Relief)	Level 1 (No Relief)	Level 2 Late	Level 2 (Relief)	Level 2 (No Relief)
2025	May	Fionnphort - Iona	Fionnphort-Iona	3	2	1	444	6	5	1	4	4	0
2025	May	Fionnphort - Iona	Iona-Fionnphort	5	4	1	463	6	6	0	4	4	0
2025	May	Fishnish - Lochaline	Fishnish-Lochaline	13	0	13	358	30	26	4	13	11	2
2025	May	Fishnish - Lochaline	Lochaline-Fishnish	13	0	13	364	26	21	5	11	10	1
2025	May	Oban - Cragnure	Cragnure-Colonsay	0	0	0	0	0	0	0	0	0	0
2025	May	Oban - Cragnure	Cragnure-Oban	0	0	0	286	20	18	2	0	0	0
2025	May	Oban - Cragnure	Oban-Cragnure	0	0	0	281	18	13	5	7	7	0
2025	May	Tobermory - Kilchoan	Kilchoan-Tobermory	2	1	1	204	3	3	0	0	0	0
2025	May	Tobermory - Kilchoan	Tobermory-Kilchoan	2	1	1	203	3	3	0	1	1	0
Total				38	8	30	2,603	112	95	17	40	37	3



Block Booked vs Utilised

Route Name	Month Year	Originally Booked	Booked 24hrs Prior	Confirmed	No Show	Used	Confirmed vs Block Booked	Used vs Confirmed	Used vs Block Booked
Oban - Craignure	Jun-2024	10,787	7,441	6,523	183	6,341	60%	97%	59%
Oban - Craignure	Jul-2024	11,952	8,477	7,225	188	7,037	60%	97%	59%
Oban - Craignure	Aug-2024	11,772	8,328	7,216	181	7,035	61%	97%	60%
Oban - Craignure	Sep-2024	11,818	8,577	7,301	194	7,107	62%	97%	60%
Oban - Craignure	Oct-2024	11,486	7,687	7,008	190	6,818	61%	97%	59%
Oban - Craignure	Nov-2024	10,272	8,015	6,408	120	6,288	62%	98%	61%
Oban - Craignure	Dec-2024	9,367	6,867	5,505	307	5,198	59%	94%	55%
Oban - Craignure	Jan-2025	9,731	8,059	6,820	305	6,515	70%	96%	67%
Oban - Craignure	Feb-2025	9,223	7,417	6,033	179	5,854	65%	97%	63%
Oban - Craignure	Mar-2025	9,686	7,932	6,295	88	6,207	65%	99%	64%
Oban - Craignure	Apr-2025	11,301	8,790	6,851	310	6,541	61%	95%	58%
Oban - Craignure	May-2025	12,214	10,075	7,931	222	7,709	65%	97%	63%
Total		129,610	97,665	81,116	2,465	78,651	63%	97%	61%



Note: This report shows block bookings made by block booking customers for any commercial vehicle over 6 metres in length or any LGV that consumes High Lane Metreage. It does not include any bookings on sailings that were cancelled by CalMac. High Lane Metreage refers to deck meterage for high vehicles such as Commercials or LGVs.