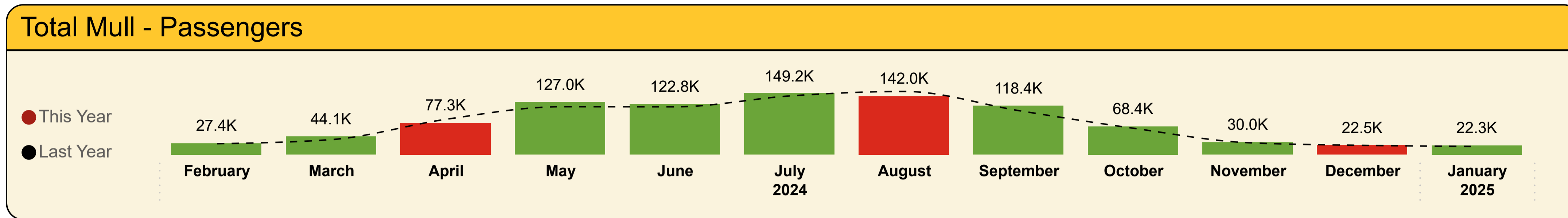




Shipped Passengers



This Month YoY

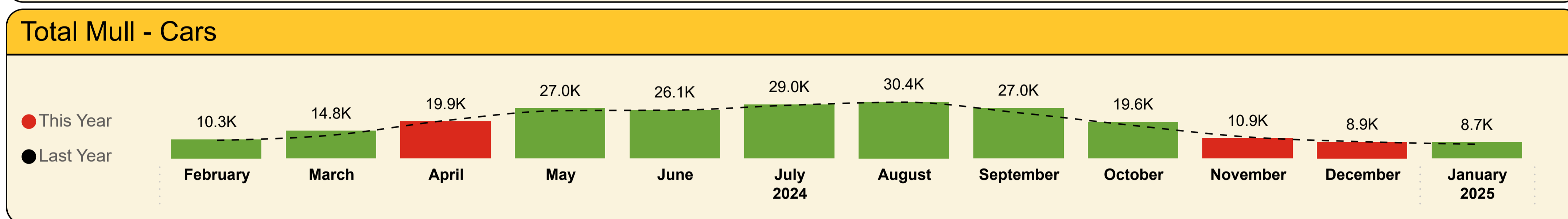
22,324

LY: 19,952 (+11.89%)

YoY

951,415

LY: 917,798 (+3.66%)



This Month YoY

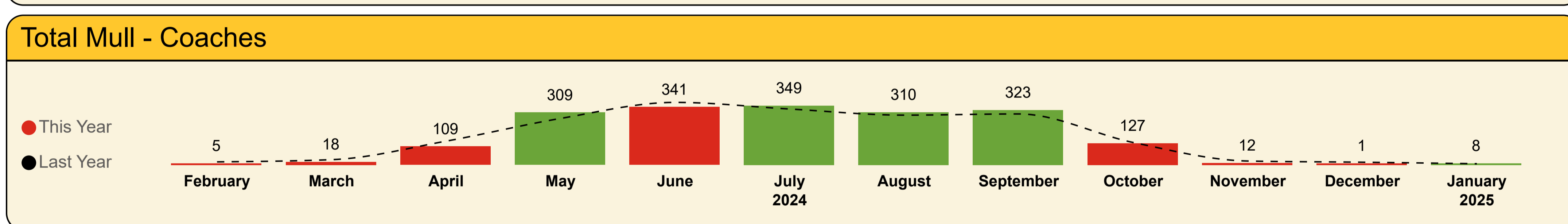
8,727

LY: 7,635 (+14.3%)

YoY

232,611

LY: 223,560 (+4.05%)



This Month YoY

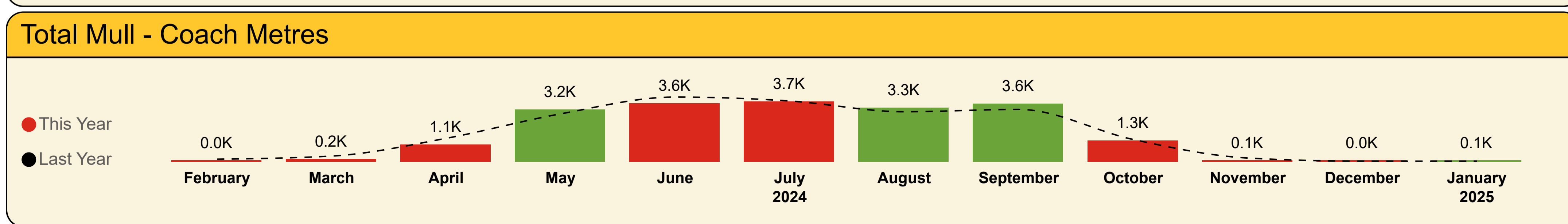
8

LY: 7 (+14.29%)

YoY

1912

LY: 1,931 (-0.97%)



This Month YoY

74.1

LY: 37.9 (+95.51%)

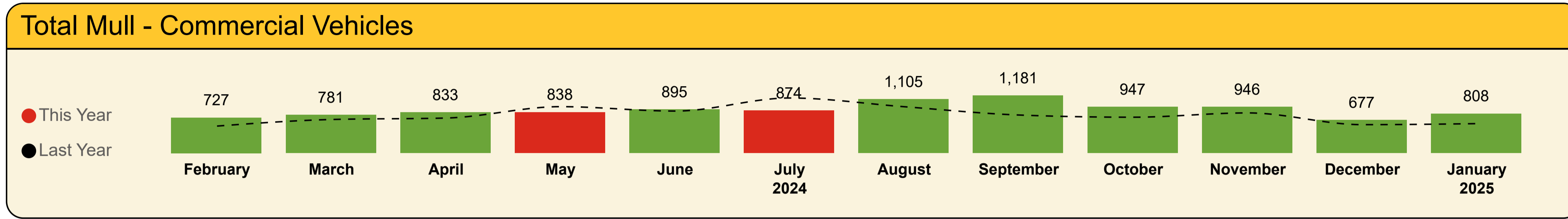
YoY

20.3K

LY: 20.7K (-1.91%)



Shipped Passengers

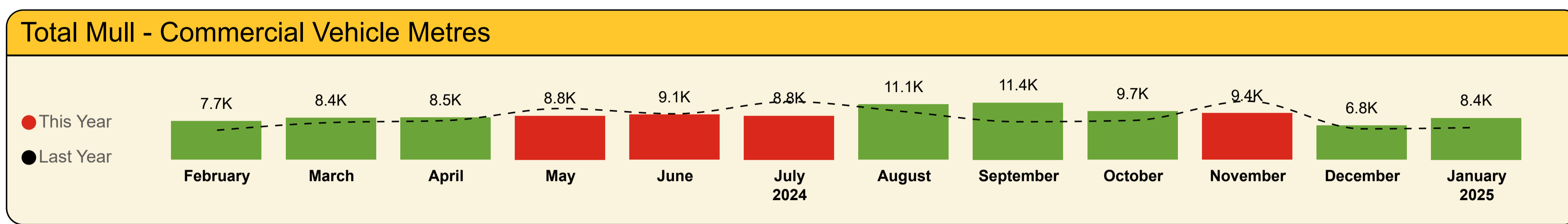


This Month YoY

808
LY: 604 (+33.77%)

YoY

10,612
LY: 9,385 (+13.07%)



This Month YoY

8.4K
LY: 6.5K (+29.38%)

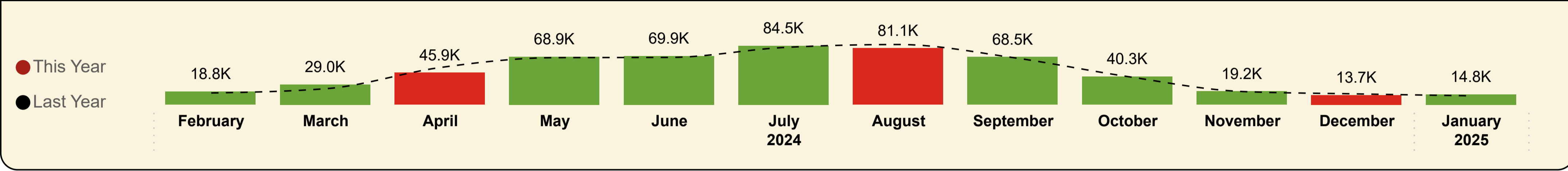
YoY

108.1K
LY: 101.9K (+6.03%)



Shipped Passengers

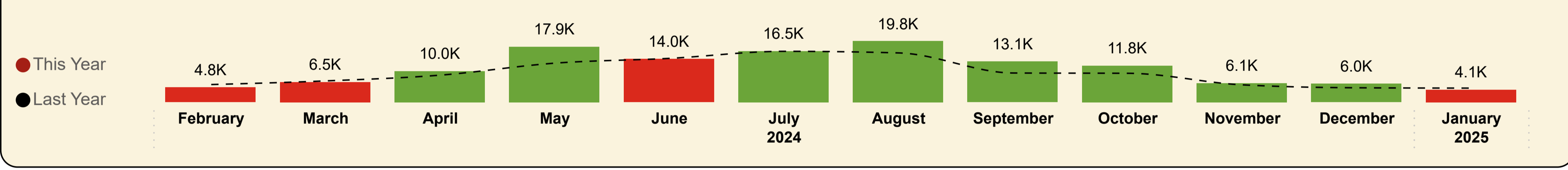
Oban - Craignure



This Month YoY
14,842
LY: 12,705 (+16.82%)

YoY
554,594
LY: 551,400 (+0.58%)

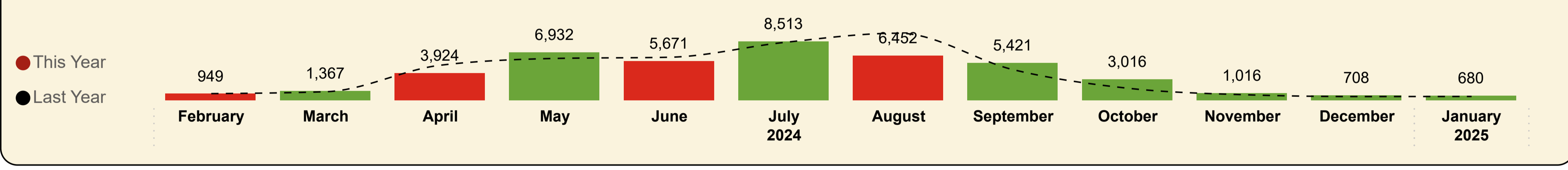
Fishnish - Lochaline



This Month YoY
4,051
LY: 4,556 (-11.08%)

YoY
130,506
LY: 114,025 (+14.45%)

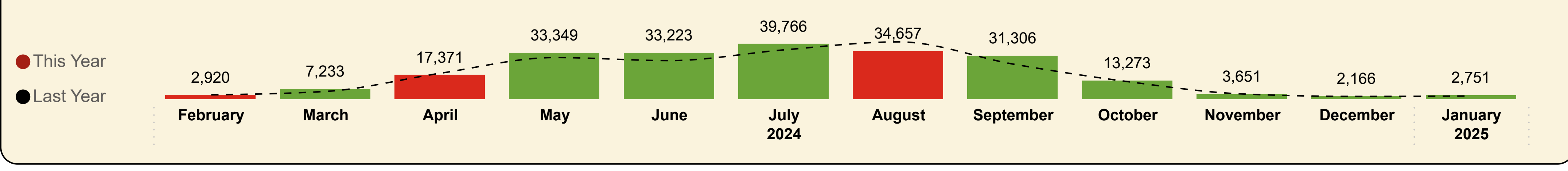
Tobermory - Kilchoan



This Month YoY
680
LY: 541 (+25.69%)

YoY
44,649
LY: 45,559 (-2%)

Fionnphort - Iona



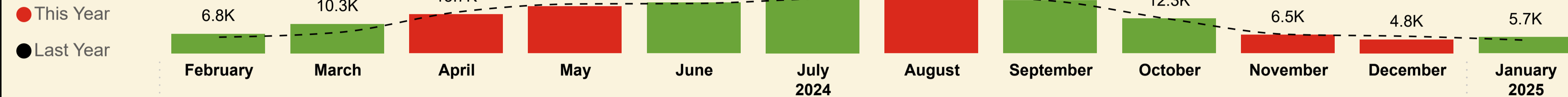
This Month YoY
2,751
LY: 2,155 (+27.66%)

YoY
221,666
LY: 206,813 (+7.18%)



Shipped Cars

Oban - Craignure



This Month YoY

5,691

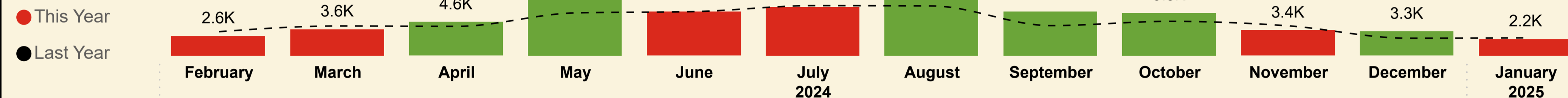
LY: 4,605 (+23.58%)

YoY

153,127

LY: 149,921 (+2.14%)

Fishnish - Lochaline



This Month YoY

2,230

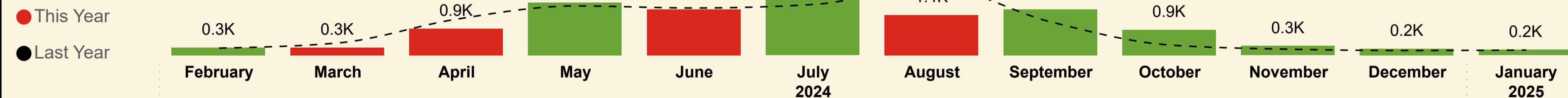
LY: 2,398 (-7.01%)

YoY

59,942

LY: 53,942 (+11.12%)

Tobermory - Kilchoan



This Month YoY

196


LY: 182 (+7.69%)

YoY

11,512

LY: 11,573 (-0.53%)

Fionnphort - Iona



This Month YoY

610

LY: 453 (+34.66%)

YoY

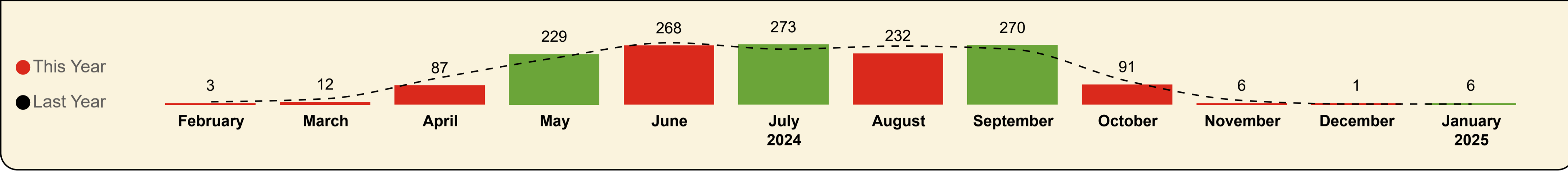
8,030

LY: 8,123 (-1.15%)



Shipped Coaches

Oban - Craignure



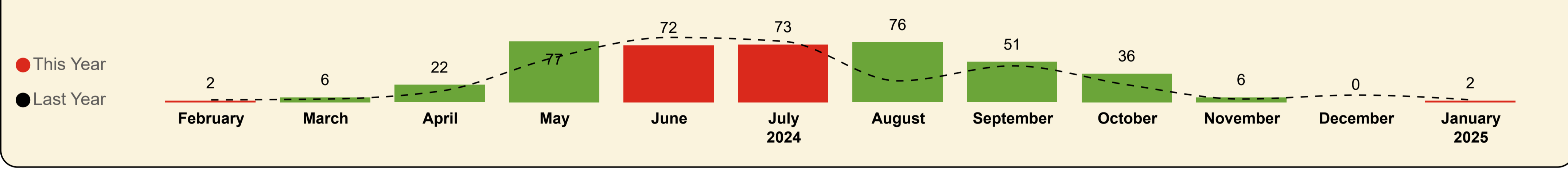
This Month YoY

6
LY: 3 (+100%)

YoY

1478
LY: 1,557 (-5.07%)

Fishnish - Lochaline



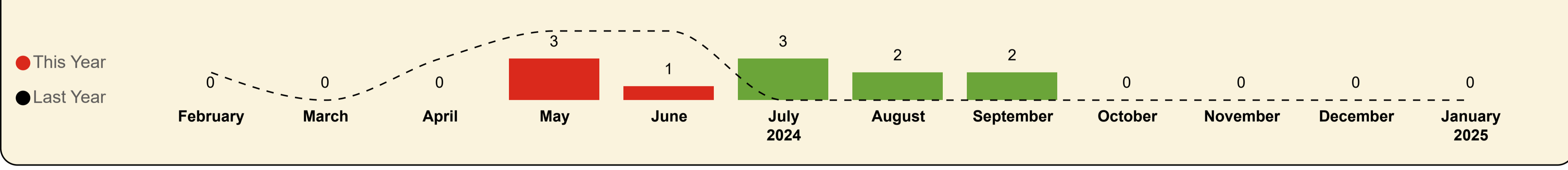
This Month YoY

2
LY: 3 (-33.33%)

YoY

423
LY: 348 (+21.66%)

Tobermory - Kilchoan



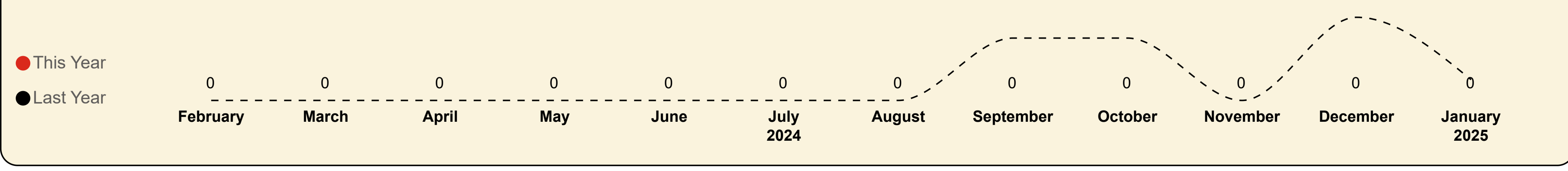
This Month YoY

0
LY: 0

YoY

11
LY: 15 (-26.67%)

Fionnphort - Iona



This Month YoY

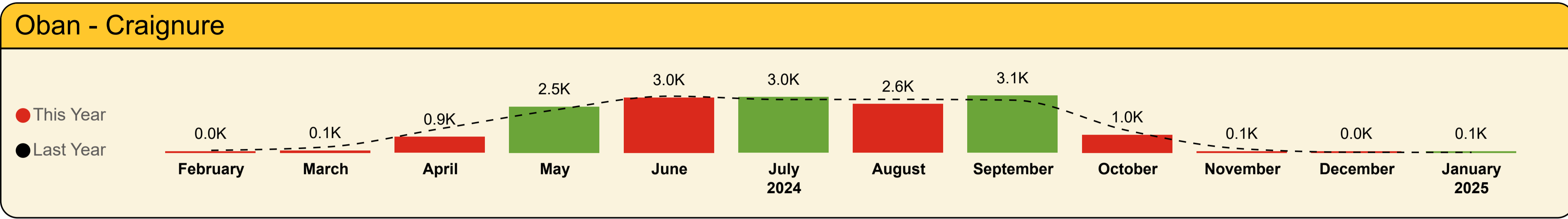
0
LY: 1 (-100%)

YoY

0
LY: 11 (-100%)

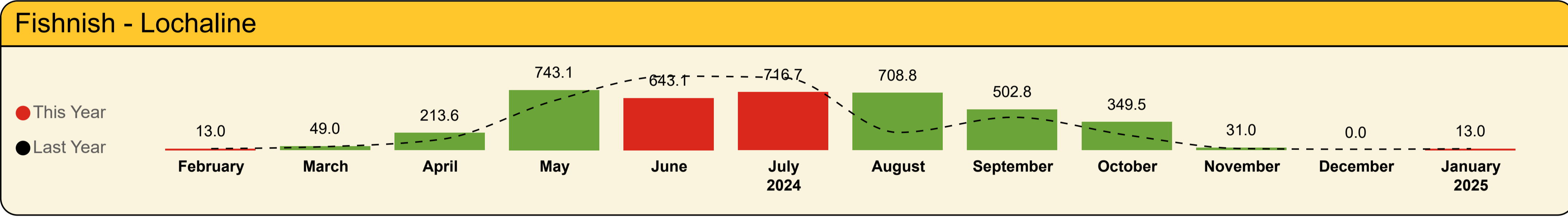


Shipped Coach Metres



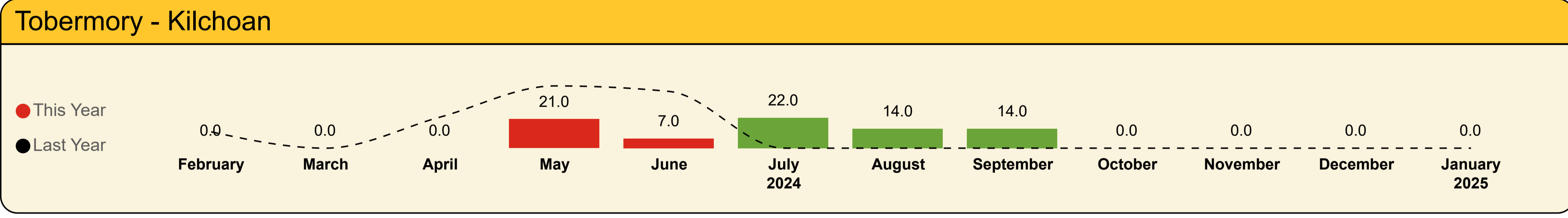
This Month YoY
61.1
LY: 19.9 (+207.04%)

YoY
16.2K
LY: 17.1K (-5.02%)



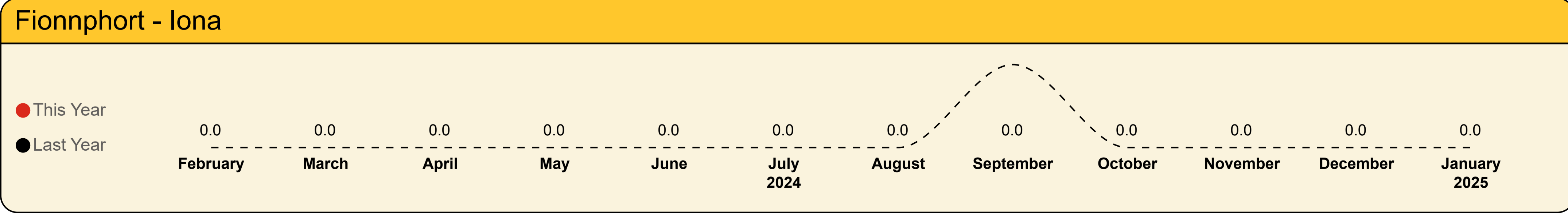
This Month YoY
13.0
LY: 18.0 (-27.78%)

YoY
4.0K
LY: 3.5K (+14.52%)



This Month YoY
0.0
LY: 0.0

YoY
78.0
LY: 120.3 (-35.16%)



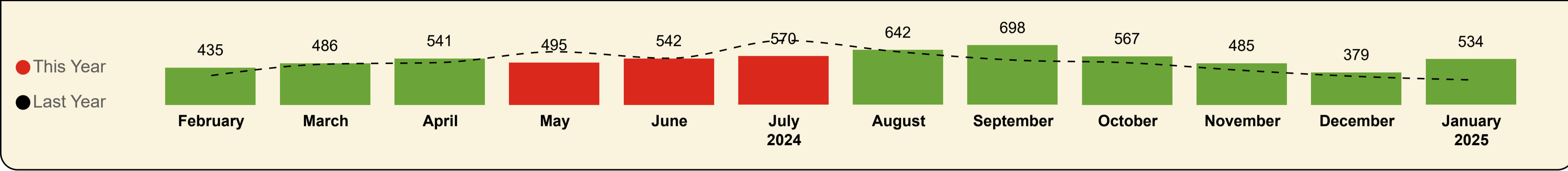
This Month YoY
0.0
LY: 0.0

YoY
0.0
LY: 1.0 (-100%)



Shipped Commercial Vehicles

Oban - Craignure




This Month YoY

534
LY: 291 (+83.51%)

YoY

6,374
LY: 5,896 (+8.1%)

Fishnish - Lochaline




This Month YoY

252
LY: 295 (-14.58%)

YoY

3,698
LY: 2,953 (+25.23%)

Tobermory - Kilchoan



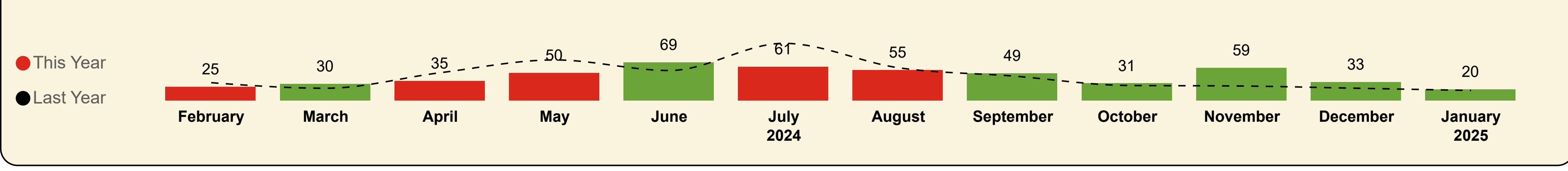
This Month YoY

2
LY: 0

YoY

23
LY: 6 (+283.33%)

Fionnphort - Iona



This Month YoY

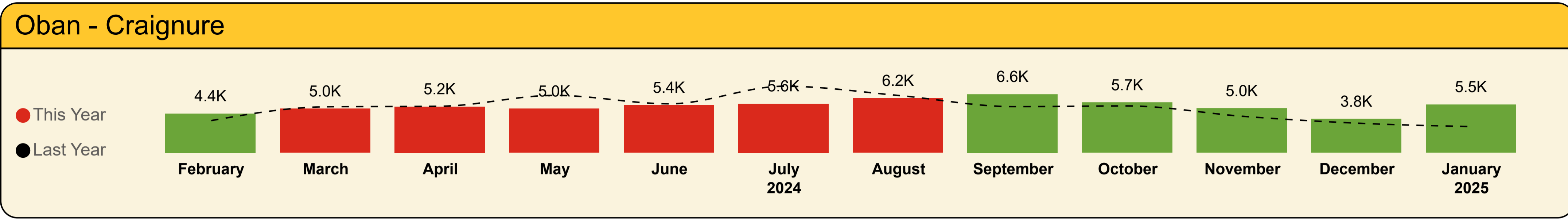
20
LY: 18 (+11.11%)

YoY

517
LY: 530 (-2.47%)

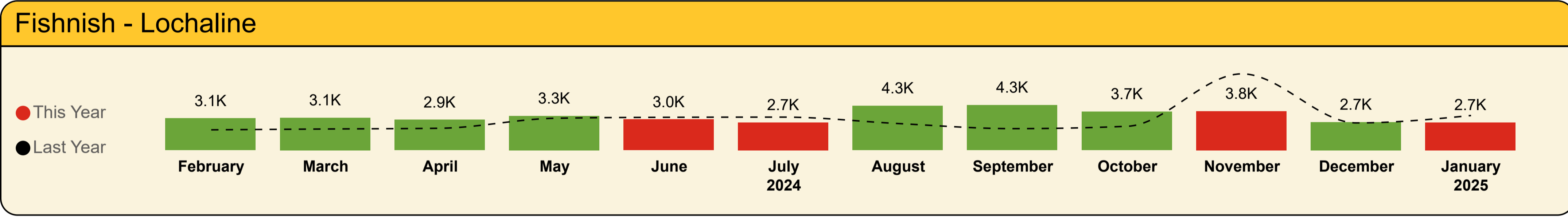


Shipped Commercial Vehicle Metres



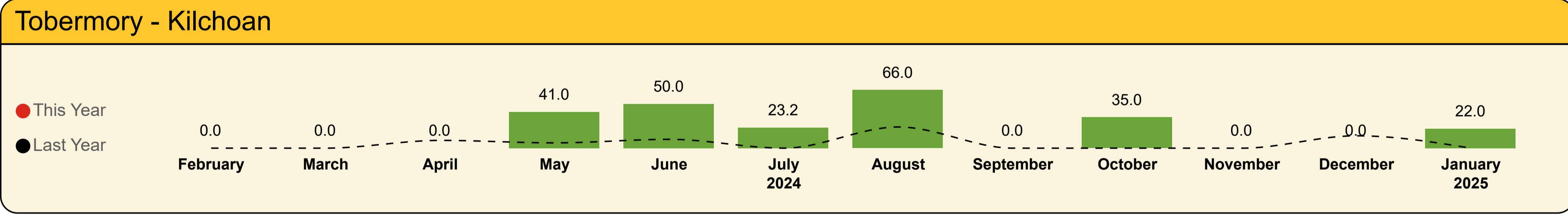
This Month YoY
5.5K
LY: 3.0K (+84.1%)

YoY
63.5K
LY: 61.3K (+3.68%)



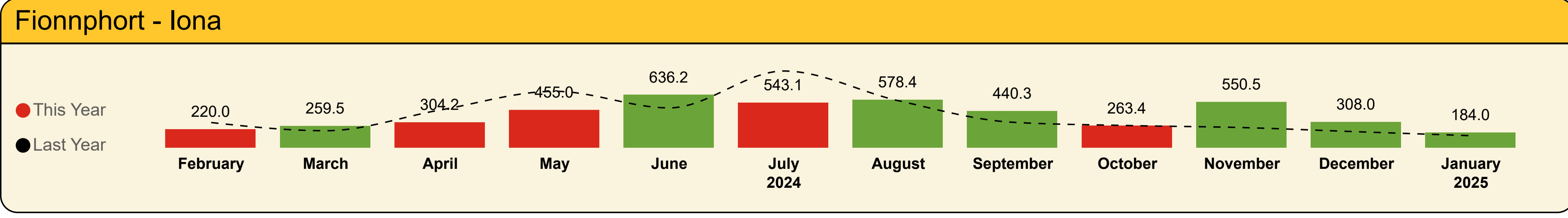
This Month YoY
2.7K
LY: 3.3K (-19.8%)

YoY
39.6K
LY: 35.9K (+10.39%)



This Month YoY
22.0
LY: 0.0

YoY
237.2
LY: 62.8 (+277.71%)



This Month YoY
184.0
LY: 143.0 (+28.67%)

YoY
4.7K
LY: 4.7K (-0.04%)



Mull Total

Contractual Carrying Groups



This Month YoY	YoY
22,324	951,415
LY: 19,957 (+11.86%)	LY: 917,798 (+3.66%)



This Month YoY	YoY
8,727	232,611
LY: 7,638 (+14.26%)	LY: 223,560 (+4.05%)



This Month YoY	YoY
74.10	20.27K
LY: 37.90 (+95.51%)	LY: 20.66K (-1.91%)



This Month YoY	YoY
8.35K	108.07K
LY: 6.46K (+29.38%)	LY: 101.92K (+6.03%)

Passengers

Year	Month	Last Year	This Year	Variance %
2024	February	26,477	27,449	3.7 %
2024	March	36,503	44,099	20.8 %
2024	April	85,737	77,253	-9.9 %
2024	May	116,027	127,025	9.5 %
2024	June	115,848	122,760	6.0 %
2024	July	142,294	149,224	4.9 %
2024	August	153,109	141,964	-7.3 %
2024	September	106,510	118,382	11.1 %
2024	October	63,884	68,412	7.1 %
2024	November	28,908	30,004	3.8 %
2024	December	22,543	22,519	-0.1 %
2025	January	19,957	22,324	11.9 %
Total		917,798	951,415	3.7 %

Cars

Year	Month	Last Year	This Year	Variance %
2024	February	9,745	10,260	5.3 %
2024	March	12,501	14,827	18.6 %
2024	April	20,419	19,911	-2.5 %
2024	May	25,684	27,005	5.1 %
2024	June	25,989	26,055	0.3 %
2024	July	28,626	29,014	1.4 %
2024	August	30,242	30,397	0.5 %
2024	September	24,529	27,042	10.2 %
2024	October	17,698	19,605	10.8 %
2024	November	11,504	10,914	-5.1 %
2024	December	8,986	8,854	-1.5 %
2025	January	7,638	8,727	14.3 %
Total		223,560	232,611	4.0 %

Coach Metres

Year	Month	Last Year	This Year	Variance %
2024	February	159.6	33.8	-78.8 %
2024	March	352.4	171.0	-51.5 %
2024	April	1,446.8	1,070.0	-26.0 %
2024	May	2,958.1	3,239.7	9.5 %
2024	June	3,993.0	3,616.2	-9.4 %
2024	July	3,752.3	3,728.1	-0.6 %
2024	August	3,087.4	3,339.6	8.2 %
2024	September	3,231.8	3,584.4	10.9 %
2024	October	1,375.2	1,316.8	-4.2 %
2024	November	231.1	81.7	-64.6 %
2024	December	39.0	14.7	-62.3 %
2025	January	37.9	74.1	95.5 %
Total		20,664.7	20,270.0	-1.9 %

Commercial Vehicle Metres

Year	Month	Last Year	This Year	Variance %
2024	February	5,915.4	7,726.6	30.6 %
2024	March	7,459.9	8,389.8	12.5 %
2024	April	7,856.7	8,471.2	7.8 %
2024	May	10,271.7	8,802.5	-14.3 %
2024	June	9,213.6	9,060.8	-1.7 %
2024	July	11,660.7	8,796.4	-24.6 %
2024	August	9,655.0	11,117.5	15.1 %
2024	September	7,616.9	11,430.1	50.1 %
2024	October	7,882.0	9,710.8	23.2 %
2024	November	11,739.1	9,364.8	-20.2 %
2024	December	6,193.2	6,848.0	10.6 %
2025	January	6,455.9	8,352.7	29.4 %
Total		101,920.1	108,070.9	6.0 %



This Month YoY
14,842
LY: 12,705 (+16.82%)

YoY
554,594
LY: 551,400 (+0.58%)



This Month YoY
5,691
LY: 4,605 (+23.58%)

YoY
153,127
LY: 149,921 (+2.14%)



This Month YoY
61.10
LY: 19.90 (+207.04%)

YoY
16.21K
LY: 17.06K (-5.02%)



This Month YoY
5.46K
LY: 2.97K (+84.1%)

YoY
63.50K
LY: 61.25K (+3.68%)

Passengers

Year	Month	Last Year	This Year	Variance %
2024	February	16,805	18,788	11.8 %
2024	March	22,905	29,015	26.7 %
2024	April	53,337	45,944	-13.9 %
2024	May	67,465	68,862	2.1 %
2024	June	67,769	69,908	3.2 %
2024	July	82,041	84,465	3.0 %
2024	August	86,283	81,085	-6.0 %
2024	September	67,486	68,513	1.5 %
2024	October	40,277	40,298	0.1 %
2024	November	18,864	19,213	1.9 %
2024	December	15,463	13,661	-11.7 %
2025	January	12,705	14,842	16.8 %
Total		551,400	554,594	0.6 %

Cars

Year	Month	Last Year	This Year	Variance %
2024	February	5,679	6,838	20.4 %
2024	March	7,340	10,323	40.6 %
2024	April	14,521	13,749	-5.3 %
2024	May	17,406	16,586	-4.7 %
2024	June	17,587	17,872	1.6 %
2024	July	19,224	19,723	2.6 %
2024	August	20,301	20,015	-1.4 %
2024	September	18,545	18,713	0.9 %
2024	October	12,065	12,295	1.9 %
2024	November	6,655	6,492	-2.4 %
2024	December	5,994	4,830	-19.4 %
2025	January	4,605	5,691	23.6 %
Total		149,921	153,127	2.1 %

Coach Metres

Year	Month	Last Year	This Year	Variance %
2024	February	128.8	20.8	-83.9 %
2024	March	308.4	122.0	-60.4 %
2024	April	1,292.0	856.4	-33.7 %
2024	May	2,299.8	2,475.6	7.6 %
2024	June	3,038.0	2,966.1	-2.4 %
2024	July	2,857.3	2,989.4	4.6 %
2024	August	2,868.1	2,616.8	-8.8 %
2024	September	2,824.5	3,067.6	8.6 %
2024	October	1,189.8	967.3	-18.7 %
2024	November	211.1	50.7	-76.0 %
2024	December	27.0	14.7	-45.6 %
2025	January	19.9	61.1	207.0 %
Total		17,064.7	16,208.4	-5.0 %

Commercial Vehicle Metres

Year	Month	Last Year	This Year	Variance %
2024	February	3,649.8	4,435.5	21.5 %
2024	March	5,212.5	5,001.5	-4.0 %
2024	April	5,278.4	5,233.3	-0.9 %
2024	May	6,508.9	5,004.1	-23.1 %
2024	June	5,551.5	5,408.5	-2.6 %
2024	July	7,548.5	5,554.5	-26.4 %
2024	August	6,497.2	6,191.8	-4.7 %
2024	September	5,233.9	6,640.1	26.9 %
2024	October	5,308.6	5,692.5	7.2 %
2024	November	4,137.0	5,045.7	22.0 %
2024	December	3,356.1	3,830.1	14.1 %
2025	January	2,968.1	5,464.2	84.1 %
Total		61,250.4	63,501.8	3.7 %



Fishnish - Lochaline

Contractual Carrying Groups



This Month YoY
4,051
LY: 4,556 (-11.08%)

YoY
130,506
LY: 114,025 (+14.45%)



This Month YoY
2,230
LY: 2,398 (-7.01%)

YoY
59,942
LY: 53,942 (+11.12%)



This Month YoY
13.00
LY: 18.00 (-27.78%)

YoY
3.98K
LY: 3.48K (+14.52%)



This Month YoY
2.68K
LY: 3.34K (-19.8%)

YoY
39.59K
LY: 35.86K (+10.39%)

Passengers

Year	Month	Last Year	This Year	Variance %
2024	February	5,707	4,792	-16.0 %
2024	March	6,885	6,484	-5.8 %
2024	April	8,741	10,014	14.6 %
2024	May	12,611	17,882	41.8 %
2024	June	14,153	13,958	-1.4 %
2024	July	16,428	16,480	0.3 %
2024	August	15,907	19,770	24.3 %
2024	September	9,430	13,142	39.4 %
2024	October	9,337	11,825	26.6 %
2024	November	5,606	6,124	9.2 %
2024	December	4,664	5,984	28.3 %
2025	January	4,556	4,051	-11.1 %
Total		114,025	130,506	14.5 %

Cars

Year	Month	Last Year	This Year	Variance %
2024	February	3,239	2,637	-18.6 %
2024	March	4,009	3,555	-11.3 %
2024	April	3,960	4,552	14.9 %
2024	May	5,790	7,880	36.1 %
2024	June	5,966	5,935	-0.5 %
2024	July	6,772	6,581	-2.8 %
2024	August	6,727	8,136	20.9 %
2024	September	4,062	5,977	47.1 %
2024	October	4,640	5,771	24.4 %
2024	November	4,027	3,423	-15.0 %
2024	December	2,352	3,265	38.8 %
2025	January	2,398	2,230	-7.0 %
Total		53,942	59,942	11.1 %

Coach Metres

Year	Month	Last Year	This Year	Variance %
2024	February	19.0	13.0	-31.6 %
2024	March	44.0	49.0	11.4 %
2024	April	132.3	213.6	61.5 %
2024	May	613.3	743.1	21.2 %
2024	June	914.0	643.1	-29.6 %
2024	July	895.0	716.7	-19.9 %
2024	August	219.3	708.8	223.2 %
2024	September	406.3	502.8	23.8 %
2024	October	185.4	349.5	88.5 %
2024	November	20.0	31.0	55.0 %
2024	December	12.0	0.0	-100.0 %
2025	January	18.0	13.0	-27.8 %
Total		3,478.7	3,983.6	14.5 %

Commercial Vehicle Metres

Year	Month	Last Year	This Year	Variance %
2024	February	1,964.2	3,071.1	56.4 %
2024	March	2,044.6	3,128.8	53.0 %
2024	April	2,116.9	2,933.7	38.6 %
2024	May	3,079.0	3,302.4	7.3 %
2024	June	3,174.0	2,966.1	-6.6 %
2024	July	3,190.0	2,675.6	-16.1 %
2024	August	2,569.3	4,281.3	66.6 %
2024	September	2,078.5	4,349.7	109.3 %
2024	October	2,307.9	3,719.9	61.2 %
2024	November	7,361.1	3,768.7	-48.8 %
2024	December	2,632.1	2,709.9	3.0 %
2025	January	3,344.8	2,682.5	-19.8 %
Total		35,862.4	39,589.4	10.4 %



Tobermory - Kilchoan

Contractual Carrying Groups



This Month YoY	YoY
680	44,649
LY: 541 (+25.69%)	LY: 45,559 (-2%)



This Month YoY	YoY
196	11,512
LY: 182 (+7.69%)	LY: 11,573 (-0.53%)



This Month YoY	YoY
0.00	78.00
LY: 0.00	LY: 120.30 (-35.16%)



This Month YoY	YoY
22.00	237.20
LY: 0.00	LY: 62.80 (+277.71%)

Passengers

Year	Month	Last Year	This Year	Variance %
2024	February	950	949	-0.1 %
2024	March	1,225	1,367	11.6 %
2024	April	5,062	3,924	-22.5 %
2024	May	6,041	6,932	14.7 %
2024	June	6,217	5,671	-8.8 %
2024	July	8,359	8,513	1.8 %
2024	August	9,697	6,452	-33.5 %
2024	September	4,413	5,421	22.8 %
2024	October	1,730	3,016	74.3 %
2024	November	797	1,016	27.5 %
2024	December	527	708	34.3 %
2025	January	541	680	25.7 %
Total		45,559	44,649	-2.0 %

Cars

Year	Month	Last Year	This Year	Variance %
2024	February	251	274	9.2 %
2024	March	430	271	-37.0 %
2024	April	1,262	932	-26.1 %
2024	May	1,723	1,838	6.7 %
2024	June	1,652	1,600	-3.1 %
2024	July	1,774	1,956	10.3 %
2024	August	2,398	1,402	-41.5 %
2024	September	1,164	1,602	37.6 %
2024	October	358	888	148.0 %
2024	November	212	327	54.2 %
2024	December	167	226	35.3 %
2025	January	182	196	7.7 %
Total		11,573	11,512	-0.5 %

Coach Metres

Year	Month	Last Year	This Year	Variance %
2024	February	11.8	0.0	-100.0 %
2024	March	0.0	0.0	0.0 %
2024	April	22.5	0.0	-100.0 %
2024	May	45.0	21.0	-53.3 %
2024	June	41.0	7.0	-82.9 %
2024	July	0.0	22.0	0.0 %
2024	August	0.0	14.0	0.0 %
2024	September	0.0	14.0	0.0 %
2024	October	0.0	0.0	0.0 %
2024	November	0.0	0.0	0.0 %
2024	December	0.0	0.0	0.0 %
2025	January	0.0	0.0	0.0 %
Total		120.3	78.0	-35.2 %

Commercial Vehicle Metres

Year	Month	Last Year	This Year	Variance %
2024	February	0.0	0.0	0.0 %
2024	March	0.0	0.0	0.0 %
2024	April	8.8	0.0	-100.0 %
2024	May	6.0	41.0	583.3 %
2024	June	10.0	50.0	400.0 %
2024	July	0.0	23.2	0.0 %
2024	August	24.0	66.0	175.0 %
2024	September	0.0	0.0	0.0 %
2024	October	0.0	35.0	0.0 %
2024	November	0.0	0.0	0.0 %
2024	December	14.0	0.0	-100.0 %
2025	January	0.0	22.0	0.0 %
Total		62.8	237.2	277.7 %



This Month YoY
2,751
LY: 2,155 (+27.66%)

YoY
221,666
LY: 206,813 (+7.18%)



This Month YoY
610
LY: 453 (+34.66%)

YoY
8,030
LY: 8,123 (-1.15%)



This Month YoY
0.00
LY: 0.00

YoY
0.00
LY: 1.00 (-100%)



This Month YoY
184.00
LY: 143.00 (+28.67%)

YoY
4.74K
LY: 4.74K (-0.04%)

Passengers

Year	Month	Last Year	This Year	Variance %
2024	February	3,015	2,920	-3.2 %
2024	March	5,488	7,233	31.8 %
2024	April	18,597	17,371	-6.6 %
2024	May	29,910	33,349	11.5 %
2024	June	27,709	33,223	19.9 %
2024	July	35,466	39,766	12.1 %
2024	August	41,222	34,657	-15.9 %
2024	September	25,181	31,306	24.3 %
2024	October	12,540	13,273	5.8 %
2024	November	3,641	3,651	0.3 %
2024	December	1,889	2,166	14.7 %
2025	January	2,155	2,751	27.7 %
Total		206,813	221,666	7.2 %

Cars

Year	Month	Last Year	This Year	Variance %
2024	February	576	511	-11.3 %
2024	March	722	678	-6.1 %
2024	April	676	678	0.3 %
2024	May	765	701	-8.3 %
2024	June	784	648	-17.3 %
2024	July	856	754	-11.9 %
2024	August	816	844	3.4 %
2024	September	758	750	-1.1 %
2024	October	635	651	2.5 %
2024	November	610	672	10.2 %
2024	December	473	533	12.7 %
2025	January	453	610	34.7 %
Total		8,123	8,030	-1.1 %

Coach Metres

Year	Month	Last Year	This Year	Variance %
2024	February	0.0	0.0	0.0 %
2024	March	0.0	0.0	0.0 %
2024	April	0.0	0.0	0.0 %
2024	May	0.0	0.0	0.0 %
2024	June	0.0	0.0	0.0 %
2024	July	0.0	0.0	0.0 %
2024	August	0.0	0.0	0.0 %
2024	September	1.0	0.0	-100.0 %
2024	October	0.0	0.0	0.0 %
2024	November	0.0	0.0	0.0 %
2024	December	0.0	0.0	0.0 %
2025	January	0.0	0.0	0.0 %
Total		1.0	0.0	-100.0 %

Commercial Vehicle Metres

Year	Month	Last Year	This Year	Variance %
2024	February	301.4	220.0	-27.0 %
2024	March	202.8	259.5	28.0 %
2024	April	452.6	304.2	-32.8 %
2024	May	677.8	455.0	-32.9 %
2024	June	478.1	636.2	33.1 %
2024	July	922.3	543.1	-41.1 %
2024	August	564.5	578.4	2.5 %
2024	September	304.5	440.3	44.6 %
2024	October	265.5	263.4	-0.8 %
2024	November	241.0	550.5	128.4 %
2024	December	191.0	308.0	61.3 %
2025	January	143.0	184.0	28.7 %
Total		4,744.5	4,742.6	-0.0 %



Cars



Oban - Craignure

Year	Month	Last Year	This Year	Var %
2024	February	4,449	5,427	22.0 %
2024	March	5,782	8,456	46.2 %
2024	April	11,531	11,289	-2.1 %
2024	May	9,494	13,527	42.5 %
2024	June	11,527	15,776	36.9 %
2024	July	15,940	17,559	10.2 %
2024	August	15,562	17,298	11.2 %
2024	September	14,840	14,951	0.7 %
2024	October	9,352	9,613	2.8 %
2024	November	5,266	5,049	-4.1 %
2024	December	4,786	3,916	-18.2 %
2025	January	3,674	4,387	19.4 %
Total		112,203	127,248	13.4 %

Fishnish - Lochaline

Year	Month	Last Year	This Year	Var %
2024	February	2,742	1,719	-37.3 %
2024	March	3,297	2,357	-28.5 %
2024	April	3,452	3,345	-3.1 %
2024	May	3,337	5,959	78.6 %
2024	June	3,076	4,510	46.6 %
2024	July	3,690	4,913	33.1 %
2024	August	4,694	6,193	31.9 %
2024	September	2,925	4,388	50.0 %
2024	October	3,126	3,982	27.4 %
2024	November	1,707	2,293	34.3 %
2024	December	1,593	2,268	42.4 %
2025	January	1,539	1,405	-8.7 %
Total		35,178	43,332	23.2 %

Tobermory - Kilchoan

Year	Month	Last Year	This Year	Var %
2024	February	228	252	10.5 %
2024	March	377	229	-39.3 %
2024	April	1,034	752	-27.3 %
2024	May	1,059	1,427	34.7 %
2024	June	964	1,277	32.5 %
2024	July	1,287	1,598	24.2 %
2024	August	1,809	1,127	-37.7 %
2024	September	826	1,217	47.3 %
2024	October	198	723	265.2 %
2024	November	123	276	124.4 %
2024	December	126	189	50.0 %
2025	January	156	177	13.5 %
Total		8,187	9,244	12.9 %

Fionnphort - Iona

Year	Month	Last Year	This Year	Var %
2024	February	386	87	-77.5 %
2024	March	473	74	-84.4 %
2024	April	454	76	-83.3 %
2024	May	243	106	-56.4 %
2024	June	40	85	112.5 %
2024	July	101	202	100.0 %
2024	August	105	379	261.0 %
2024	September	48	350	629.2 %
2024	October	49	263	436.7 %
2024	November	25	298	1092.0 %
2024	December	48	262	445.8 %
2025	January	79	375	374.7 %
Total		2,051	2,557	24.7 %



LGVs



Oban - Craignure

Year	Month	Last Year	This Year	Var %
2024	February	971	1,045	7.6 %
2024	March	1,172	1,258	7.3 %
2024	April	1,648	1,190	-27.8 %
2024	May	1,194	1,067	-10.6 %
2024	June	948	1,230	29.7 %
2024	July	1,010	1,255	24.3 %
2024	August	1,159	1,206	4.1 %
2024	September	1,179	1,170	-0.8 %
2024	October	1,030	1,194	15.9 %
2024	November	867	916	5.7 %
2024	December	807	635	-21.3 %
2025	January	686	885	29.0 %
Total		12,671	13,051	3.0 %

Fishnish - Lochaline

Year	Month	Last Year	This Year	Var %
2024	February	387	429	10.9 %
2024	March	550	423	-23.1 %
2024	April	218	458	110.1 %
2024	May	229	907	296.1 %
2024	June	255	650	154.9 %
2024	July	217	902	315.7 %
2024	August	378	936	147.6 %
2024	September	291	711	144.3 %
2024	October	444	886	99.5 %
2024	November	402	824	105.0 %
2024	December	268	771	187.7 %
2025	January	495	698	41.0 %
Total		4,134	8,595	107.9 %

Tobermory - Kilchoan

Year	Month	Last Year	This Year	Var %
2024	February	10	2	-80.0 %
2024	March	16	3	-81.3 %
2024	April	34	21	-38.2 %
2024	May	14	36	157.1 %
2024	June	16	47	193.8 %
2024	July	9	41	355.6 %
2024	August	50	25	-50.0 %
2024	September	30	42	40.0 %
2024	October	12	33	175.0 %
2024	November	2	15	650.0 %
2024	December	10	10	0.0 %
2025	January	3	10	233.3 %
Total		206	285	38.3 %

Fionnphort - Iona

Year	Month	Last Year	This Year	Var %
2024	February	179	59	-67.0 %
2024	March	228	36	-84.2 %
2024	April	215	45	-79.1 %
2024	May	119	29	-75.6 %
2024	June	17	33	94.1 %
2024	July	25	52	108.0 %
2024	August	50	144	188.0 %
2024	September	34	162	376.5 %
2024	October	32	96	200.0 %
2024	November	28	243	767.9 %
2024	December	59	162	174.6 %
2025	January	45	193	328.9 %
Total		1,031	1,254	21.6 %



Motorhomes



Oban - Craignure

Year	Month	Last Year	This Year	Var %
2024	February	98	178	81.6 %
2024	March	176	523	197.2 %
2024	April	1,057	1,274	20.5 %
2024	May	1,088	1,885	73.3 %
2024	June	1,255	1,824	45.3 %
2024	July	1,363	1,840	35.0 %
2024	August	1,624	1,797	10.7 %
2024	September	1,663	1,928	15.9 %
2024	October	785	887	13.0 %
2024	November	196	237	20.9 %
2024	December	141	137	-2.8 %
2025	January	103	129	25.2 %
Total		9,549	12,639	32.4 %

Fishnish - Lochaline

Year	Month	Last Year	This Year	Var %
2024	February	24	37	54.2 %
2024	March	65	103	58.5 %
2024	April	185	368	98.9 %
2024	May	263	948	260.5 %
2024	June	291	541	85.9 %
2024	July	255	567	122.4 %
2024	August	439	738	68.1 %
2024	September	294	557	89.5 %
2024	October	203	407	100.5 %
2024	November	51	80	56.9 %
2024	December	19	54	184.2 %
2025	January	28	25	-10.7 %
Total		2,117	4,425	109.0 %

Tobermory - Kilchoan


Year	Month	Last Year	This Year	Var %
2024	February	4	2	-50.0 %
2024	March	25	17	-32.0 %
2024	April	185	129	-30.3 %
2024	May	235	394	67.7 %
2024	June	185	283	53.0 %
2024	July	233	290	24.5 %
2024	August	334	237	-29.0 %
2024	September	165	312	89.1 %
2024	October	25	108	332.0 %
2024	November	16	11	-31.3 %
2024	December	3	9	200.0 %
2025	January	2	2	0.0 %
Total		1,412	1,794	27.1 %

Fionnphort - Iona

Year	Month	Last Year	This Year	Var %
2024	February	0	0	0.0 %
2024	March	0	0	0.0 %
2024	April	0	0	0.0 %
2024	May	1	0	-100.0 %
2024	June	0	0	0.0 %
2024	July	0	0	0.0 %
2024	August	0	2	0.0 %
2024	September	0	3	0.0 %
2024	October	0	4	0.0 %
2024	November	0	4	0.0 %
2024	December	0	2	0.0 %
2025	January	0	4	0.0 %
Total		1	19	1800.0 %



Reliability & Punctuality



Reliability

Route		Fionnphort - Iona		Fishnish - Lochaline		Oban - Craignure		Tobermory - Kilchoan	
Year	Month	Contractual	Actual	Contractual	Actual	Contractual	Actual	Contractual	Actual
2024	February	100.0%	94.1%	99.3%	99.3%	99.3%	88.8%	100.0%	98.8%
	March	100.0%	95.4%	98.6%	98.6%	100.0%	94.5%	100.0%	91.9%
	April	98.9%	94.7%	99.8%	99.8%	100.0%	95.0%	100.0%	93.6%
	May	99.6%	99.6%	99.8%	99.8%	100.0%	96.8%	100.0%	98.6%
	June	100.0%	98.5%	99.7%	99.2%	99.0%	98.5%	99.5%	99.5%
	July	100.0%	100.0%	100.0%	100.0%	99.7%	98.1%	99.5%	98.1%
	August	99.8%	97.9%	100.0%	100.0%	99.7%	95.2%	99.5%	92.8%
	September	100.0%	98.9%	99.2%	99.2%	99.7%	97.3%	100.0%	95.0%
	October	99.7%	89.8%	97.2%	96.1%	100.0%	90.1%	100.0%	95.2%
	November	100.0%	94.0%	99.7%	98.3%	99.4%	92.0%	100.0%	96.5%
	December	99.5%	77.5%	99.6%	93.8%	83.7%	68.3%	100.0%	89.0%
	2025	January	99.1%	81.7%	100.0%	95.5%	99.4%	95.1%	97.6%
Total		99.7%	95.0%	99.4%	98.5%	98.6%	93.3%	99.7%	95.6%

Punctuality

Route		Fionnphort - Iona		Fishnish - Lochaline		Oban - Craignure		Tobermory - Kilchoan	
Year	Month	Contractual	Actual	Contractual	Actual	Contractual	Actual	Contractual	Actual
2024	February	99.7%	92.4%	99.8%	99.5%	99.2%	79.1%	100.0%	93.4%
	March	100.0%	96.0%	99.0%	92.1%	99.4%	89.8%	98.9%	96.7%
	April	100.0%	97.8%	99.7%	98.4%	98.4%	87.8%	100.0%	99.2%
	May	99.9%	97.6%	99.4%	97.3%	98.5%	86.4%	93.9%	88.6%
	June	100.0%	96.1%	100.0%	99.7%	99.0%	89.4%	99.2%	95.5%
	July	100.0%	96.6%	99.6%	98.4%	99.7%	95.5%	99.8%	99.0%
	August	100.0%	97.0%	99.3%	95.9%	98.7%	87.3%	99.7%	98.7%
	September	99.9%	97.4%	99.4%	91.2%	98.6%	90.9%	100.0%	98.4%
	October	100.0%	97.8%	100.0%	99.7%	98.6%	85.3%	100.0%	99.1%
	November	99.8%	97.4%	99.8%	99.1%	98.5%	92.2%	98.2%	91.0%
	December	99.7%	85.8%	99.8%	98.3%	99.6%	42.0%	97.9%	94.5%
	2025	January	100.0%	94.8%	100.0%	99.6%	98.8%	80.4%	100.0%
Total		99.9%	96.3%	99.6%	97.3%	98.9%	85.9%	98.9%	96.3%



Reliability & Punctuality Summary

Summary of Scheduled, Operated, Cancelled & Diverted Sailings by Route and Leg

Year	Month	Route	Leg	Operated Sailings	Scheduled Sailings	Additional Sailings	Cancelled Sailings	Diverted Sailings
2025	January	Fionnphort - Iona	Fionnphort-Iona	192	229	3	40	0
2025	January	Fionnphort - Iona	Iona-Fionnphort	195	240	1	46	0
2025	January	Fishnish - Lochaline	Fishnish-Lochaline	277	289	1	13	0
2025	January	Fishnish - Lochaline	Lochaline-Fishnish	277	289	1	13	0
2025	January	Oban - Craginure	Craginure-Oban	197	174	32	9	0
2025	January	Oban - Craginure	Oban-Craginure	197	174	31	8	0
2025	January	Tobermory - Kilchoan	Kilchoan-Tobermory	79	85	0	6	0
2025	January	Tobermory - Kilchoan	Tobermory-Kilchoan	79	85	0	6	0
Total				1,493	1,565	69	141	0

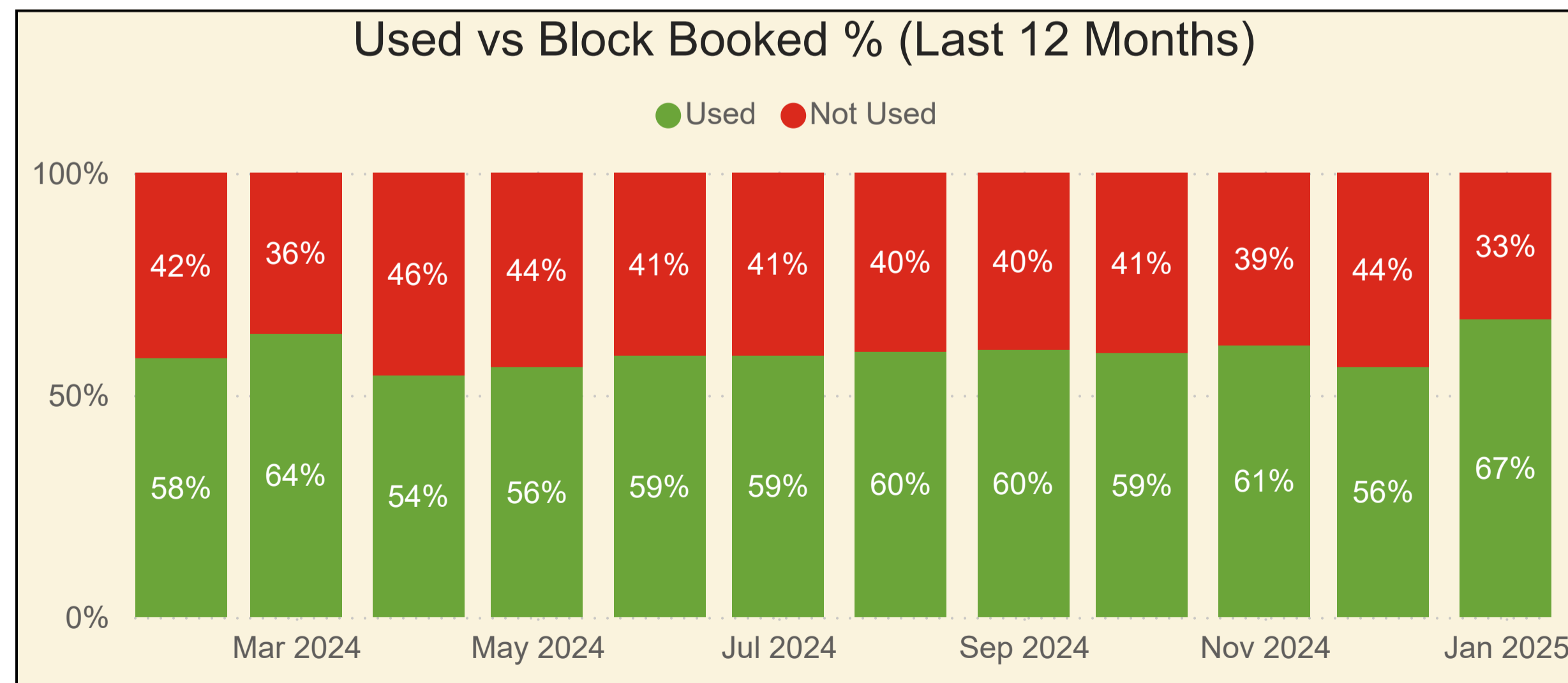
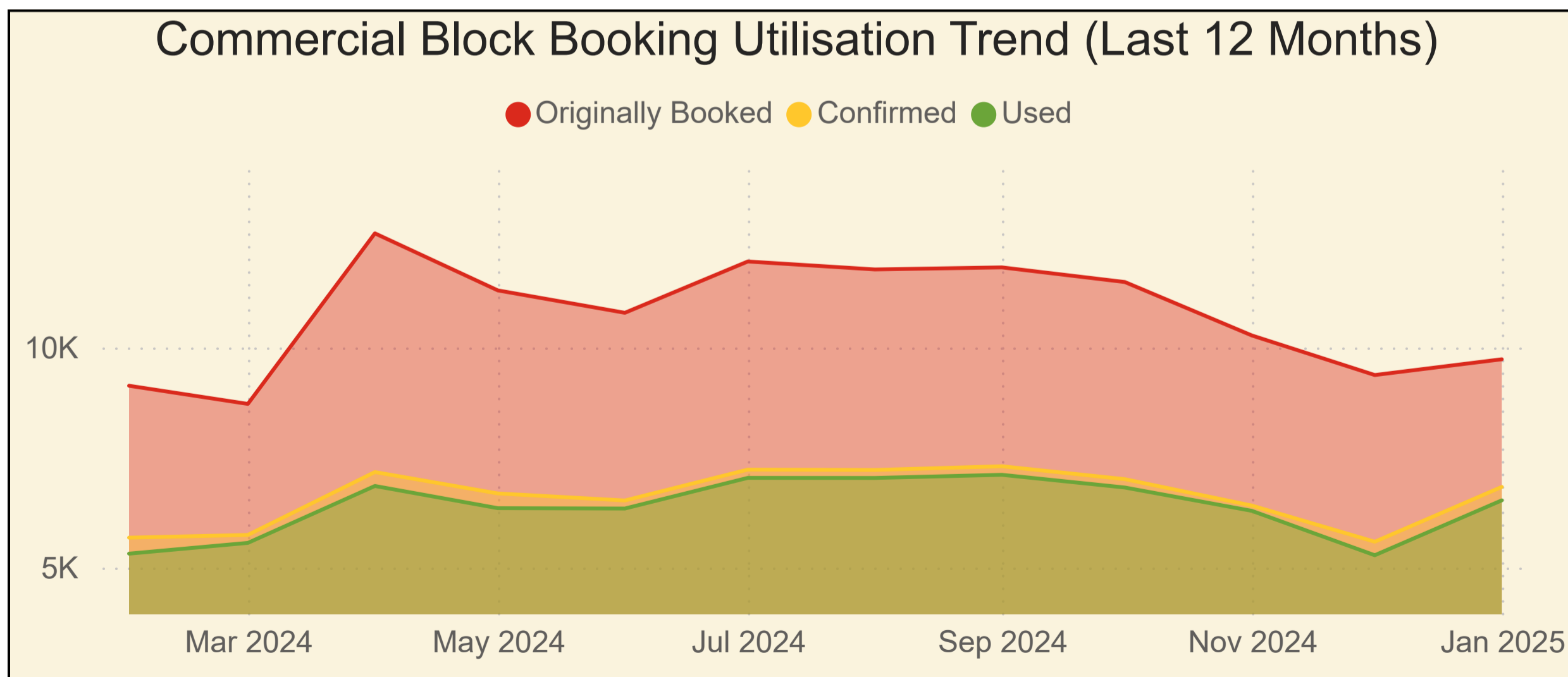
Summary of Cancellations, Lateness & Relief Events by Route and Leg

Year	Month	Route	Leg	Cancelled Sailings	Cancelled (Relief)	Cancelled (No Relief)	On Time	Level 1 Late	Level 1 (Relief)	Level 1 (No Relief)	Level 2 Late	Level 2 (Relief)	Level 2 (No Relief)
2025	January	Fionnphort - Iona	Fionnphort-Iona	40	38	2	179	3	3	0	7	7	0
2025	January	Fionnphort - Iona	Iona-Fionnphort	46	44	2	184	2	2	0	8	8	0
2025	January	Fishnish - Lochaline	Fishnish-Lochaline	13	13	0	275	1	1	0	0	0	0
2025	January	Fishnish - Lochaline	Lochaline-Fishnish	13	13	0	275	1	1	0	0	0	0
2025	January	Oban - Craginure	Craginure-Oban	9	8	1	137	8	7	1	20	19	1
2025	January	Oban - Craginure	Oban-Craginure	8	7	1	129	17	16	1	20	19	1
2025	January	Tobermory - Kilchoan	Kilchoan-Tobermory	6	4	2	78	0	0	0	1	1	0
2025	January	Tobermory - Kilchoan	Tobermory-Kilchoan	6	4	2	78	1	1	0	0	0	0
Total				141	131	10	1,335	33	31	2	56	54	2



Block Booked vs Utilised

Route Name	Month Year	Originally Booked	Booked 24hrs Prior	Confirmed	No Show	Used	Confirmed vs Block Booked	Used vs Confirmed	Used vs Block Booked
Oban - Craignure	Feb-2024	9,130	6,707	5,679	364	5,316	62%	94%	58%
Oban - Craignure	Mar-2024	8,717	6,326	5,741	181	5,560	66%	97%	64%
Oban - Craignure	Apr-2024	12,592	8,346	7,169	316	6,853	57%	96%	54%
Oban - Craignure	May-2024	11,296	7,671	6,683	335	6,349	59%	95%	56%
Oban - Craignure	Jun-2024	10,787	7,441	6,523	183	6,341	60%	97%	59%
Oban - Craignure	Jul-2024	11,953	8,477	7,225	188	7,037	60%	97%	59%
Oban - Craignure	Aug-2024	11,772	8,328	7,216	181	7,035	61%	97%	60%
Oban - Craignure	Sep-2024	11,819	8,577	7,301	194	7,107	62%	97%	60%
Oban - Craignure	Oct-2024	11,486	7,687	7,008	190	6,818	61%	97%	59%
Oban - Craignure	Nov-2024	10,272	8,015	6,408	120	6,288	62%	98%	61%
Oban - Craignure	Dec-2024	9,373	6,968	5,587	307	5,280	60%	95%	56%
Oban - Craignure	Jan-2025	9,731	8,059	6,832	305	6,527	70%	96%	67%
Total		128,927	92,602	79,373	2,862	76,510	62%	96%	59%



Note: This report shows block bookings made by block booking customers for any commercial vehicle over 6 metres in length or any LGV that consumes High Lane Metreage. It does not include any bookings on sailings that were cancelled by CalMac. High Lane Metreage refers to deck meterage for high vehicles such as Commercials or LGVs.